

T1500Z/ *New* T2500Z


T1500Z / T2500Z



光泽的精加工面和卓越的稳定性
采用Brilliant Coat®的
涂层金属陶瓷材料系列

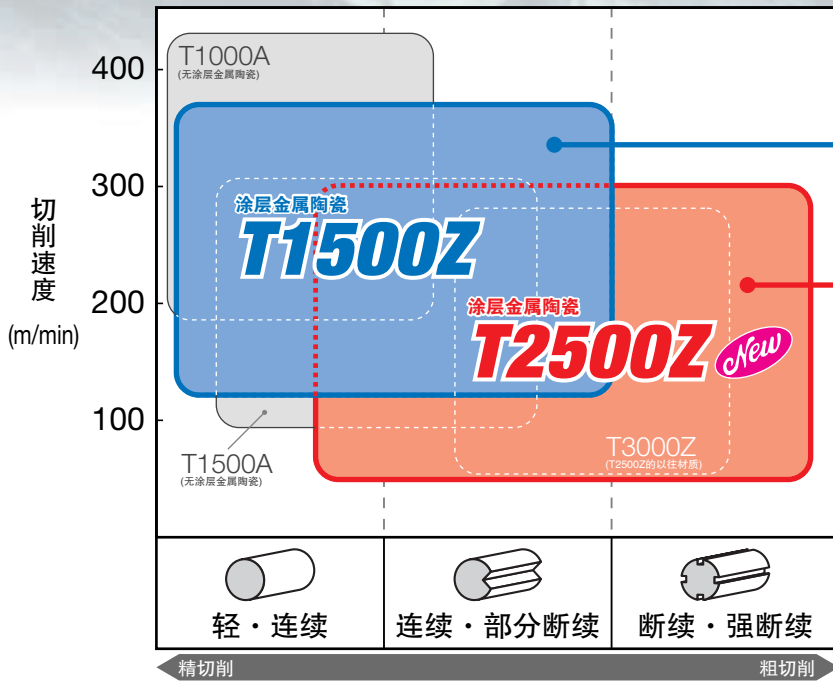
New 卓越的稳定性 强韧材质
T2500Z 崭新登场

New 通用正型M级刀片断屑槽
GU型 系列化



T1500Z / T2500Z

■ 适用领域



T1500Z Coated

超群的 **耐磨损性**

耐磨损性能 为以往产品的 **2倍**

T2500Z *New* Coated

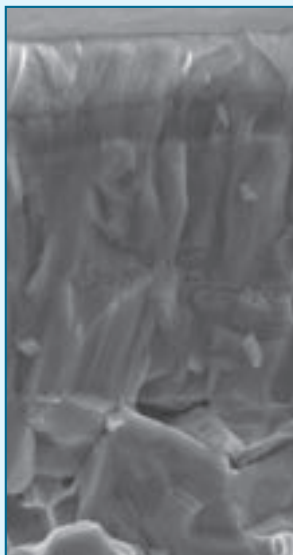
卓越的 **稳定性**

耐崩损性能 为以往产品的 **2倍**

优异的经济性、稳定的精加工品质

- 重视耐磨损性能 → 无涂层金属陶瓷 **T1000A** Un Coated
- 通用 → 无涂层金属陶瓷 **T1500A** Un Coated

■ T1500Z/T2500Z的特点



Brilliant Coat®



凭借润滑性优异的最表面AlN层，实现有光泽的加工面

■ 润滑层

通过润滑层抑制与钢之间的反应，防止粘屑和剥裂

■ 高耐磨损层

通过涂层的微粒化提高耐崩损性能、耐磨损性能



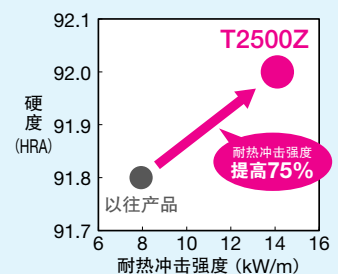
被削材：SCM415
切削条件： $v_c=100\text{m/min}$
 $f=0.15\text{mm/rev}$
 $a_p=1.00\text{mm}$
Wet

高导热率金属陶瓷母材

凭借导热率优异的新金属陶瓷母材，实现出众的耐热龟裂崩损性能



抗折力提高20%
导热率提高50%



■ Brilliant Coat® 金属陶瓷的特点

采用PVD工艺的Brilliant Coat®*

- 具有优异耐磨损性能和润滑性的PVD涂层
- 抑制与被削材的反应，实现美观的精加工面

与钢不反应，大幅减少接触面积和粘屑量

球盘摩擦磨损试验机
球: SCM435
负载: 10N
气温: 室温(约25℃)

粘屑

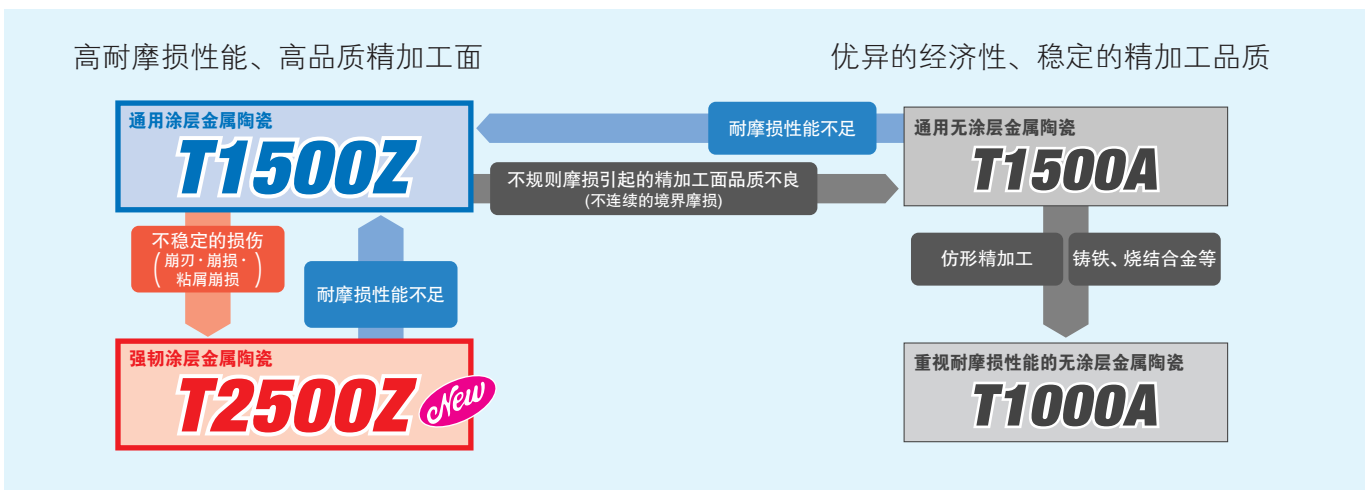
1µm

Brilliant Coat®

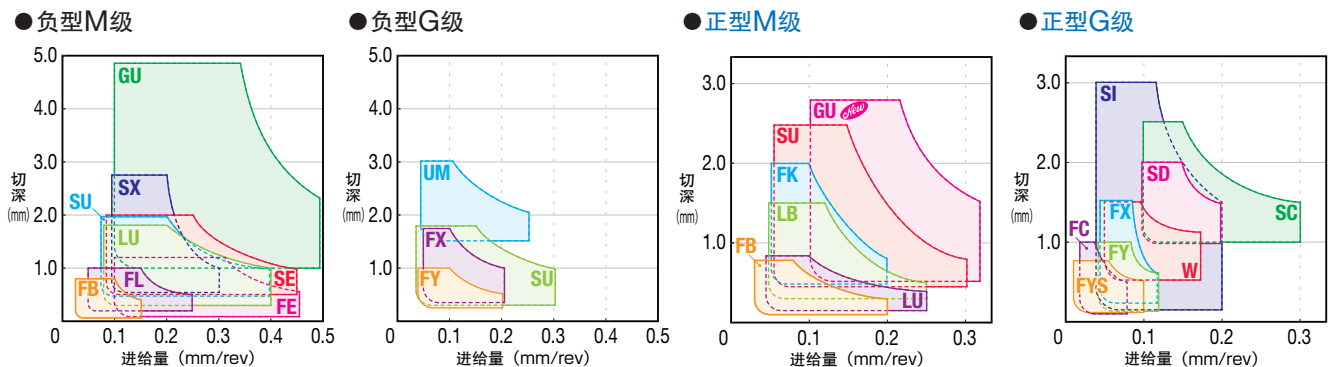
以往产品

※由于光的干涉，Brilliant Coat®有时在色调、光泽上略有差异，但对性能并无影响。

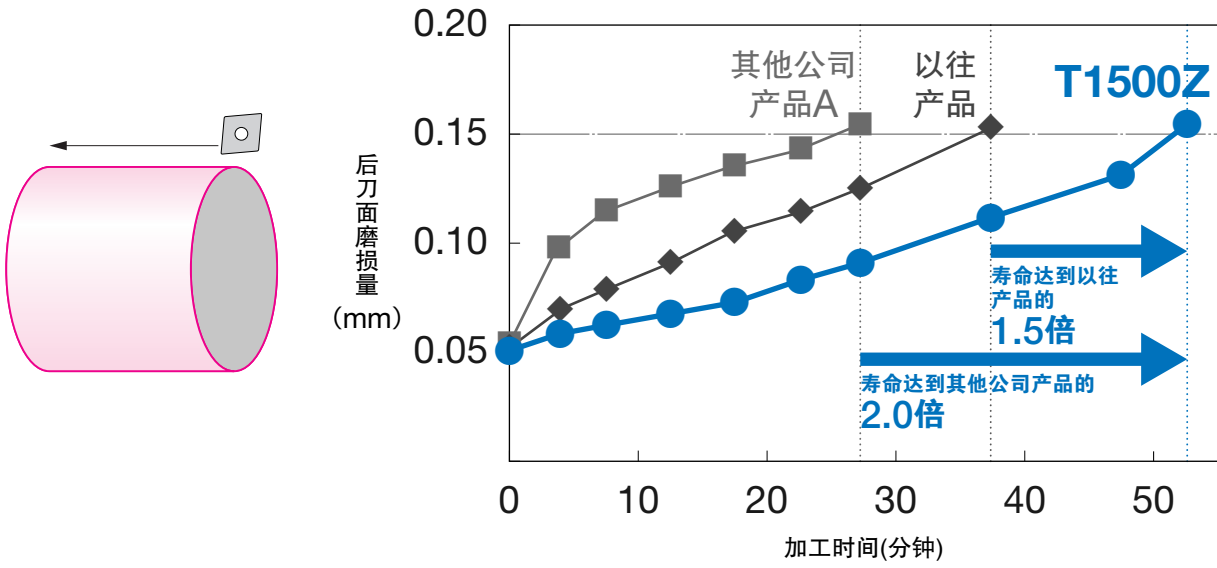
■ 金属陶瓷材质的选择使用(例)



■ 刀片断屑槽适用领域




■ T1500Z的耐磨损性能比较 耐磨损性能优异，实现长寿命稳定加工



被削材: SCM435 (连续加工) 刀片: CNMG120408N-SU (T1500Z)
 切削条件: $v_c=250\text{m/min}$ $f=0.20\text{mm/rev}$ $a_p=1.00\text{mm}$ Wet

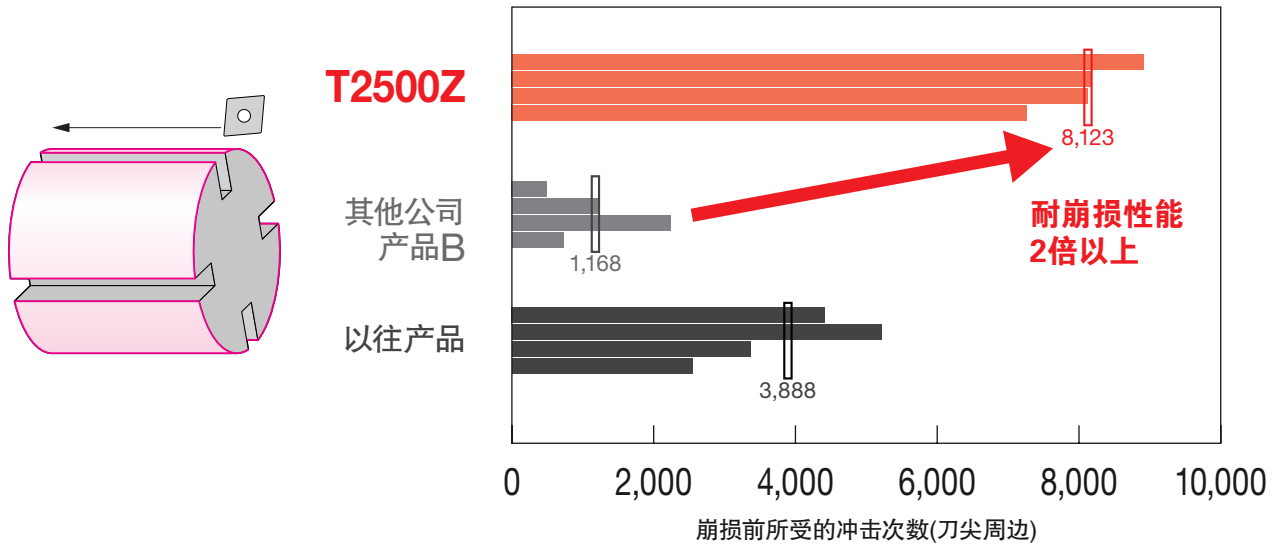
■ T1500Z的加工面比较 通过Brilliant Coat®抑制剥裂引起的白油，实现美观的精加工面



被削材: STKM13A (连续加工) 刀片: CNMG120408N-LU (T1500Z)
 切削条件: $v_c=100\text{m/min}$ $f=0.15\text{mm/rev}$ $a_p=1.00\text{mm}$ Wet

■ T2500Z的耐崩损性能比较

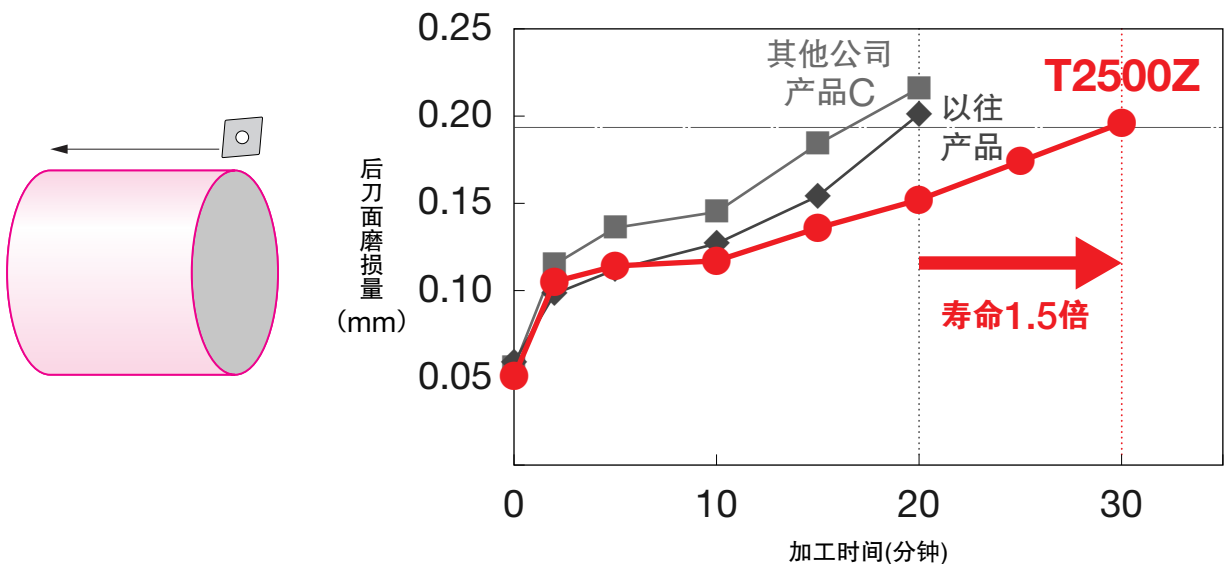
使用新开发的强韧母材实现稳定加工



被削材: SCM435 (断续加工) 刀片: CNMG120408N-SU (T2500Z)
切削条件: $v_c=260\text{m/min}$ $f=0.23\text{mm/rev}$ $a_p=1.50\text{mm}$ Wet

■ T2500Z的耐磨损性能比较













通过Brilliant Coat®抑制磨损



被削材: SCM435 (连续加工) 刀片: CNMG120408N-SU (T2500Z)
切削条件: $v_c=260\text{m/min}$ $f=0.23\text{mm/rev}$ $a_p=1.50\text{mm}$ Wet

T1500Z/T2500Z












◇ 负型80°菱形/M级

形状	型号	库存		尺寸(mm)			
		T1500Z	T2500Z	内切圆	厚度	孔径	刀尖R
	CNMG 090304N-FB	●	●	9.525	3.18	3.81	0.4
	090308N-FB	●	●				0.8
	CNMG 090404N-FB	●	●	9.525	4.76	3.81	0.4
	090408N-FB	●	●				0.8
	CNMG 120402N-FB	●	●	12.7	4.76	5.16	0.2
	120404N-FB	●	●				0.4
120408N-FB	●	●	0.8				
	CNMG 120402N-FA	●	●	12.7	4.76	5.16	0.2
	120404N-FA	●	●				0.4
	120408N-FA	●	●				0.8
	CNMG 120404N-FL	●	●	12.7	4.76	5.16	0.4
	120408N-FL	●	●				0.8
	CNMG 090304N-FE	●	●	9.525	3.18	3.81	0.4
	090308N-FE	●	●				0.8
	CNMG 090404N-FE	●	●	9.525	4.76	3.81	0.4
	090408N-FE	●	●				0.8
	CNMG 120402N-FE	●	●	12.7	4.76	5.16	0.2
	120404N-FE	●	●				0.4
120408N-FE	●	●	0.8				
120412N-FE	●	●	1.2				
	CNMG 090304N-LU	●	●	9.525	3.18	3.81	0.4
	090308N-LU	●	●				0.8
	CNMG 120402N-LU	●	●	12.7	4.76	5.16	0.2
	120404N-LU	●	●				0.4
	120408N-LU	●	●				0.8
	120412N-LU	●	●				1.2
	CNMG 120404N-LUW	●	●	12.7	4.76	5.16	0.4
	120408N-LUW	●	●				0.8
	120412N-LUW	●	●				1.2
	CNMG 090404N-SU	●	●	9.525	4.76	3.81	0.4
	090408N-SU	●	●				0.8
	090412N-SU	●	●				1.2
	CNMG 120402N-SU	●	●	12.7	4.76	5.16	0.2
	120404N-SU	●	●				0.4
120408N-SU	●	●	0.8				
	CNMG 120404N-SE	●	●	12.7	4.76	5.16	0.4
	120408N-SE	●	●				0.8
	CNMG 120404N-SEW	●	●	12.7	4.76	5.16	0.4
	120408N-SEW	●	●				0.8
	CNMG 120404N-SX	●	●	12.7	4.76	5.16	0.4
	120408N-SX	●	●				0.8
	CNMG 090404N-GU	●	●	9.525	4.76	3.81	0.4
	090408N-GU	●	●				0.8
	090412N-GU	●	●				1.2
	CNMG 120404N-GU	●	●	12.7	4.76	5.16	0.4
120408N-GU	●	●	0.8				


◇ 负型80°菱形/G级

	CNMG 120402N-SU	●	●	12.7	4.76	5.16	0.2
	120404N-SU	●	●				0.4
	120408N-SU	●	●				0.8








◇ 负型55°菱形/M级

形状	型号	库存		尺寸(mm)			
		T1500Z	T2500Z	内切圆	厚度	孔径	刀尖R
	DNMG 110404N-FB	●	●	9.525	4.76	3.81	0.4
	110408N-FB	●	●				0.8
	DNMG 150404N-FB	●	●	12.7	4.76	5.16	0.4
	150408N-FB	●	●				0.8
	DNMG 150604N-FB	●	●	12.7	6.35	5.16	0.4
	150608N-FB	●	●				0.8
	●	●	0.4				
	DNMG 150404N-FA	●	●	12.7	4.76	5.16	0.4
	150408N-FA	●	●				0.8
	DNMG 150604N-FA	●	●				12.7
150608N-FA	●	●	0.8				
	DNMG 150404N-FL	●	●	12.7	4.76	5.16	0.4
	150408N-FL	●	●				0.8
	DNMG 110404N-FE	●	●	9.525	4.76	3.81	0.4
	110408N-FE	●	●				0.8
	110412N-FE	●	●				1.2
	DNMG 150402N-FE	●	●	12.7	4.76	5.16	0.2
	150404N-FE	●	●				0.4
	150408N-FE	●	●				0.8
	150412N-FE	●	●				1.2
	DNMG 150602N-FE	●	●	12.7	6.35	5.16	0.2
	150604N-FE	●	●				0.4
	150608N-FE	●	●				0.8
150612N-FE	●	●	1.2				
	DNMG 150402N-LU	●	●	12.7	4.76	5.16	0.2
	150404N-LU	●	●				0.4
	150408N-LU	●	●				0.8
	150412N-LU	●	●				1.2
	DNMG 110404N-SU	●	●	9.525	4.76	3.81	0.4
	110408N-SU	●	●				0.8
	110412N-SU	●	●				1.2
	DNMG 150402N-SU	●	●	12.7	4.76	5.16	0.2
	150404N-SU	●	●				0.4
	150408N-SU	●	●				0.8
DNMG 150604N-SU	●	●	12.7	6.35	5.16	0.4	
150608N-SU	●	●				0.8	
	DNMG 150404N-SE	●	●	12.7	4.76	5.16	0.4
	150408N-SE	●	●				0.8
	150412N-SE	●	●				1.2
	DNMG 150404N-SEW	●	●	12.7	4.76	5.16	0.4
	150408N-SEW	●	●				0.8
	DNMG 150404N-SX	●	●	12.7	4.76	5.16	0.4
	150408N-SX	●	●				0.8
	DNMG 150604N-SX	●	●				12.7
150608N-SX	●	●	0.8				
	DNMG 110412N-GU	●	●	9.525	4.76	3.81	1.2
	DNMG 150404N-GU	●	●				12.7
	150408N-GU	●	●	0.8			
	150412N-GU	●	●	1.2			
	DNMG 150404R-UM	●	●	12.7	4.76	5.16	0.4
	150404L-UM	●	●				0.4
	150408R-UM	●	●				0.8
	150408L-UM	●	●				0.8











◇ 负型55°菱形/G级

	DNMG 150402N-SU	●	●	12.7	4.76	5.16	0.2
	150404N-SU	●	●				0.4
	150408N-SU	●	●				0.8





○ 负型正方形/M级

形状	型号	库存		尺寸(mm)			
		T1500Z	T2500Z	内切圆	厚度	孔径	刀尖R
 FB	SNMG 120404N-FB	●	●	12.7	4.76	5.16	0.4
	120408N-FB	●	●				0.8
 FL	SNMG 120408N-FL	●	●	12.7	4.76	5.16	0.8
 FE	SNMG 120404N-FE	●	●	12.7	4.76	5.16	0.4
	120408N-FE	●	●				0.8
	120412N-FE	●	●				1.2
 LU	SNMG 120408N-LU	●	●	12.7	4.76	5.16	0.8
	120412N-LU	●	●				1.2
 SU	SNMG 120408N-SU	●	●	12.7	4.76	5.16	0.8
 SX	SNMG 120404N-SX	●	●	12.7	4.76	5.16	0.4
	120408N-SX	●	●				0.8
 GU	SNMG 090308N-GU	●	●	9.525	3.18	3.81	0.8
	SNMG 120404N-GU	●	●				0.4
	120408N-GU	●	●				0.8

△ 负型三角形/M级










形状	型号	库存		尺寸(mm)			
		T1500Z	T2500Z	内切圆	厚度	孔径	刀尖R
 FB	TNMG 160402N-FB	●	●	9.525	4.76	3.81	0.2
	160404N-FB	●	●				0.4
	160408N-FB	●	●				0.8
 FA	TNMG 160402N-FA	●	●	9.525	4.76	3.81	0.2
	160404N-FA	●	●				0.4
	160408N-FA	●	●				0.8
 FL	TNMG 160404N-FL	●	●	9.525	4.76	3.81	0.4
	160408N-FL	●	●				0.8
 FE	TNMG 160402N-FE	●	●	9.525	4.76	3.81	0.2
	160404N-FE	●	●				0.4
	160408N-FE	●	●				0.8
	160412N-FE	●	●				1.2
 LU	TNMG 160402N-LU	●	●	9.525	4.76	3.81	0.2
	160404N-LU	●	●				0.4
	160408N-LU	●	●				0.8
	160412N-LU	●	●				1.2
 SU	TNMG 160402N-SU	●	●	9.525	4.76	3.81	0.2
	160404N-SU	●	●				0.4
	160408N-SU	●	●				0.8
	160412N-SU	●	●				1.2
 SE	TNMG 160404N-SE	●	●	9.525	4.76	3.81	0.4
	160408N-SE	●	●				0.8
 SX	TNMG 160404N-SX	●	●	9.525	4.76	3.81	0.4
	160408N-SX	●	●				0.8
 GU	TNMG 160404N-GU	●	●	9.525	4.76	3.81	0.4
	160408N-GU	●	●				0.8
 UM	TNMG 160404R-UM	●	●	9.525	4.76	3.81	0.4
	160404L-UM	●	●				0.4
	160408R-UM	●	●				0.8
	160408L-UM	●	●				0.8

△ 负型三角形/G级

 SU	TNGG 160402N-SU	●	●	9.525	4.76	3.81	0.2
	160404N-SU	●	●				0.4
	160408N-SU	●	●				0.8
 FY	TNGG 160401R-FY	●	●	9.525	4.76	3.81	0.1
	160401L-FY	●	●				0.1
	160402R-FY	●	●				0.2
	160402L-FY	●	●				0.2
	160404R-FY	●	●				0.4
	160404L-FY	●	●				0.4
	160408R-FY	●	●				0.8
	160408L-FY	●	●				0.8
	160412R-FY	●	●				1.2
	160412L-FY	●	●				1.2
 FX	TNGG 160402R-FX	●	●	9.525	4.76	3.81	0.2
	160402L-FX	●	●				0.2
	160404R-FX	●	●				0.4
	160404L-FX	●	●				0.4
 UM	TNGG 160402R-UM	●	●	9.525	4.76	3.81	0.2
	160402L-UM	●	●				0.2
	160404R-UM	●	●				0.4
	160404L-UM	●	●				0.4
	160408R-UM	●	●				0.8
160408L-UM	●	●	0.8				

T1500Z/T2500Z












负型35°菱形/M级

形状	型号	库存		尺寸(mm)			
		T1500Z	T2500Z	内切圆	厚度	孔径	刀尖R
 FB	VNMG 160404N-FB	●	●	9.525	4.76	3.81	0.4
	160408N-FB	●	●				0.8
 FA	VNMG 160404N-FA	●	●	9.525	4.76	3.81	0.4
	160408N-FA	●	●				0.8
 FL	VNMG 160404N-FL	●	●	9.525	4.76	3.81	0.4
	160408N-FL	●	●				0.8
 FE	VNMG 160402N-FE	●	●	9.525	4.76	3.81	0.2
	160404N-FE	●	●				0.4
	160408N-FE	●	●				0.8
	160412N-FE	●	●				1.2
 LU	VNMG 160402N-LU	●	●	9.525	4.76	3.81	0.2
	160404N-LU	●	●				0.4
	160408N-LU	●	●				0.8
 SU	VNMG 160402N-SU	●	●	9.525	4.76	3.81	0.2
	160404N-SU	●	●				0.4
	160408N-SU	●	●				0.8
 SE	VNMG 160404N-SE	●	●	9.525	4.76	3.81	0.4
	160408N-SE	●	●				0.8
 SX	VNMG 160404N-SX	●	●	9.525	4.76	3.81	0.4
	160408N-SX	●	●				0.8
 GU	VNMG 160404N-GU	●	●	9.525	4.76	3.81	0.4
	160408N-GU	●	●				0.8


负型35°菱形/G级

 SU	VNGG 160402N-SU	●	●	9.525	4.76	3.81	0.2
	160404N-SU	●	●				0.4
	160408N-SU	●	●				0.8















负型六角形/M级

形状	型号	库存		尺寸(mm)						
		T1500Z	T2500Z	内切圆	厚度	孔径	刀尖R			
 FB	WNMG 060404N-FB	●	●	9.525	4.76	3.81	0.4			
	060408N-FB	●	●				0.8			
	WNMG 080402N-FB	●	●				12.7	4.76	5.16	0.2
080404N-FB	●	●	0.4							
 FA	WNMG 080402N-FA	●	●	12.7	4.76	5.16	0.2			
	080404N-FA	●	●				0.4			
	080408N-FA	●	●				0.8			
 FL	WNMG 080402N-FL	●	●	12.7	4.76	5.16	0.2			
	080408N-FL	●	●				0.8			
 FE	WNMG 060404N-FE	●	●	9.525	4.76	3.81	0.4			
	060408N-FE	●	●				0.8			
	WNMG 080402N-FE	●	●				12.7	4.76	5.16	0.2
	080404N-FE	●	●							0.4
 LU	WNMG 060404N-LU	●	●	9.525	4.76	3.81	0.4			
	060408N-LU	●	●				0.8			
	060412N-LU	●	●				1.2			
 LU	WNMG 080404N-LU	●	●	12.7	4.76	5.16	0.4			
	080408N-LU	●	●				0.8			
	080412N-LU	●	●				1.2			
	WNMG 060404N-LUW	●	●				9.525	4.76	3.81	0.4
060408N-LUW	●	●	0.8							
 LUW	WNMG 080404N-LUW	●	●	12.7	4.76	5.16	0.4			
	080408N-LUW	●	●				0.8			
	080412N-LUW	●	●				1.2			
 SU	WNMG 060404N-SU	●	●	9.525	4.76	3.81	0.4			
	060408N-SU	●	●				0.8			
	060412N-SU	●	●				1.2			
	WNMG 080404N-SU	●	●				12.7	4.76	5.16	0.4
080408N-SU	●	●	0.8							
 SE	WNMG 080404N-SE	●	●	12.7	4.76	5.16	0.4			
	080408N-SE	●	●				0.8			
	WNMG 080404N-SEW	●	●				12.7	4.76	5.16	0.4
080408N-SEW	●	●	0.8							
 SX	WNMG 080404N-SX	●	●	12.7	4.76	5.16	0.4			
	080408N-SX	●	●				0.8			
 GU	WNMG 060404N-GU	●	●	9.525	4.76	3.81	0.4			
	060408N-GU	●	●				0.8			
	060412N-GU	●	●				1.2			
	WNMG 080404N-GU	●	●				12.7	4.76	5.16	0.4
080408N-GU	●	●	0.8							









负型六角形/G级

 SU	WNGG 080404N-SU	●	●	12.7	4.76	5.16	0.4

◇ 正型80°菱形/M级

形状	后角	型号	库存		尺寸(mm)						
			T1500Z	T2500Z	内切圆	厚度	孔径	刀尖R			
	7°	CCMT 060202N-FB	●	●	6.35	2.38	2.8	0.2			
		060204N-FB	●	●				0.4			
	7°	CCMT 09T302N-FB	●	●	9.525	3.97	4.4	0.2			
		09T304N-FB	●	●				0.4			
		09T308N-FB	●	●				0.8			
	7°	CCMT 060202N-LU	●	●	6.35	2.38	2.8	0.2			
		060204N-LU	●	●				0.4			
		CCMT 09T304N-LU	●	●				0.4			
	7°	09T308N-LU	●	●	9.525	3.97	4.4	0.8			
		CCMT 09T304N-LUW	●	●				0.4			
		09T308N-LUW	●	●				0.8			
	7°	CCMT 060202N-LB	●	●	6.35	2.38	2.8	0.2			
		060204N-LB	●	●				0.4			
		060208N-LB	●	●				0.8			
		CCMT 09T302N-LB	●	●				0.2			
		09T304N-LB	●	●				0.4			
09T308N-LB	●	●	0.8								
	7°	CCMT 060202N-SU	●	●	6.35	2.38	2.8	0.2			
		060204N-SU	●	●				0.4			
		060208N-SU	●	●				0.8			
		CCMT 09T302N-SU	●	●				0.2			
	7°	09T304N-SU	●	●	9.525	3.97	4.4	0.4			
		09T308N-SU	●	●				0.8			
		CCMT 060204N-GU	●	●				0.4			
		060208N-GU	●	●				0.8			
	11°	CCMT 09T304N-GU	●	●	9.525	3.97	4.4	0.4			
		09T308N-GU	●	●				0.8			
		CPMT 080204N-FB	●	●				7.94	2.38	3.4	0.4
	11°	CPMT 090304N-FB	●	●	9.525	3.18	4.4	0.4			
		090308N-FB	●	●				0.8			
		CPMT 080204N-LU	●	●				7.94	2.38	3.4	0.4
	11°	CPMT 090304N-LU	●	●	9.525	3.18	4.4	0.4			
		090308N-LU	●	●				0.8			
		CPMT 090304N-LUW	●	●				0.4			
	11°	090308N-LUW	●	●	9.525	3.18	4.4	0.8			
		CPMT 080204N-LB	●	●				7.94	2.38	3.4	0.4
		CPMT 090304N-LB	●	●				0.4			
	11°	090308N-LB	●	●	9.525	3.18	4.4	0.8			
		CPMT 080204N-SU	●	●				7.94	2.38	3.4	0.4
		080208N-SU	●	●				0.8			
	11°	CPMT 090304N-SU	●	●	9.525	3.18	4.4	0.4			
		090308N-SU	●	●				0.8			
		CPMT 090304N-GU	●	●				0.4			
	11°	090308N-GU	●	●	9.525	3.18	4.4	0.8			
		CPMT 090308N-GU	●	●				0.8			

◇ 正型80°菱形/G级











形状	后角	型号	库存		尺寸(mm)						
			T1500Z	T2500Z	内切圆	厚度	孔径	刀尖R			
	7°	CCGT 060201R-FX	●	●	6.35	2.38	2.8	0.1			
		060201L-FX	●	●				0.1			
		060202R-FX	●	●				0.2			
		060202L-FX	●	●				0.2			
		060204L-FX	●	●				0.4			
		CCGT 09T301R-FX	●	●				9.525	3.97	4.4	0.1
		09T301L-FX	●	●				0.1			
	7°	09T302R-FX	●	●	9.525	3.97	4.4	0.2			
		09T302L-FX	●	●				0.2			
		CCGT 03X101R-FY	●	●				3.5	1.4	1.8	0.1
		03X101L-FY	●	●							0.1
		03X102R-FY	●	●							0.2
		03X102L-FY	●	●							0.2
		03X104R-FY	●	●							0.4
03X104L-FY	●	●	0.4								
CCGT 04X101R-FY	●	●	4.3	1.8	2.3	0.1					
04X101L-FY	●	●				0.1					
04X102R-FY	●	●				0.2					
04X102L-FY	●	●				0.2					
04X104R-FY	●	●				0.4					
04X104L-FY	●	●				0.4					
	7°	CCGT 09T301MN-SI				●	●	9.525	3.97	4.4	<0.1
		09T302MN-SI	●	●	<0.2						
		09T304MN-SI	●	●	<0.4						
	7°	CCGT 060201MN-SC	●	●	6.35	2.38	2.8	<0.1			
		060202MN-SC	●	●				<0.2			
		060204MN-SC	●	●				<0.4			
		CCGT 080201MN-SC	●	●				7.94	2.38	3.4	<0.1
		080202MN-SC	●	●							<0.2
		CCGT 090301MN-SC	●	●							9.525
090302MN-SC	●	●	<0.2								
CCGT 09T301MN-SC	●	●	<0.1								
09T302MN-SC	●	●	<0.2								
	11°	CPGT 060204L-FX	●	●	6.35	2.38	2.8	0.4			
	11°	CPGT 080204N-SD	●	●	7.94	2.38	3.4	0.4			
		080208N-SD	●	●				0.8			
	11°	CPGT 090304N-SD	●	●	9.525	3.18	4.4	0.4			
		090308N-SD	●	●				0.8			
		CPGT 120404N-SD	●	●	12.7	4.76	5.5	0.4			

以“<”标示的刀尖半径数值为负公差。







●印：标准库存品 无印：接单生产产品 修光刃：修光刃刀片

T1500Z/T2500Z


◇ 正型55°菱形/M级

形状	后角	型号	库存		尺寸(mm)			
			T1500Z	T2500Z	内切圆	厚度	孔径	刀尖R
	7°	DCMT 070202N-FB	●	●	6.35	2.38	2.8	0.2
		070204N-FB	●	●				0.4
		070208N-FB	●	●				0.8
	7°	DCMT 11T302N-FB	●	●	9.525	3.97	4.4	0.2
		11T304N-FB	●	●				0.4
		11T308N-FB	●	●				0.8
	7°	DCMT 070202N-LU	●	●	6.35	2.38	2.8	0.2
		070204N-LU	●	●				0.4
		DCMT 11T302N-LU	●	●				0.2
	7°	11T304N-LU	●	●	9.525	3.97	4.4	0.4
		11T308N-LU	●	●				0.8
		DCMT 070202N-LB	●	●				0.2
	7°	070204N-LB	●	●	6.35	2.38	2.8	0.4
		070208N-LB	●	●				0.8
		DCMT 11T302N-LB	●	●				0.2
	7°	11T304N-LB	●	●	9.525	3.97	4.4	0.4
		11T308N-LB	●	●				0.8
		DCMT 070202N-SU	●	●				0.2
	7°	070204N-SU	●	●	6.35	2.38	2.8	0.4
		070208N-SU	●	●				0.8
		DCMT 11T302N-SU	●	●				0.2
	7°	11T304N-SU	●	●	9.525	3.97	4.4	0.4
		11T308N-SU	●	●				0.8
		DCMT 070204N-GU	●	●				0.4
	7°	070208N-GU	●	●	6.35	2.38	2.8	0.8
		DCMT 11T302N-GU	●	●				0.2
		11T304N-GU	●	●				0.4
	7°	11T308N-GU	●	●	9.525	3.97	4.4	0.8








◇ 正型正方形/M级

形状	后角	型号	库存		尺寸(mm)			
			T1500Z	T2500Z	内切圆	厚度	孔径	刀尖R
	7°	SCMT 09T304N-FB	●	●	9.525	3.97	4.4	0.4
		09T308N-FB	●	●				0.8
	7°	SCMT 09T304N-LU	●	●	9.525	3.97	4.4	0.4
		09T308N-LU	●	●				0.8
	7°	SCMT 09T304N-LB	●	●	9.525	3.97	4.4	0.4
		09T308N-LB	●	●				0.8
	11°	SPMT 090304N-FB	●	●	9.525	3.18	3.4	0.4
		090308N-FB	●	●				0.8
	11°	SPMT 090304N-LU	●	●	9.525	3.18	3.4	0.4
		090308N-LU	●	●				0.8
	11°	SPMT 090304N-LB	●	●	9.525	3.18	3.4	0.4
		090308N-LB	●	●				0.8

◇ 正型正方形/G级

形状	后角	型号	库存		内切圆	厚度	孔径	刀尖R
			T1500Z	T2500Z				
	11°	SPGT 090302R-SD	●	●	9.525	3.18	3.4	0.2
		090302L-SD	●	●				0.2
		090304R-SD	●	●				0.4
		090304L-SD	●	●				0.4
		090308R-SD	●	●				0.8
		090308L-SD	●	●				0.8










◇ 正型55°菱形/G级

形状	后角	型号	库存		内切圆	厚度	孔径	刀尖R
			T1500Z	T2500Z				
	7°	DCGT 070201R-FX	●	●	6.35	2.38	2.8	0.1
		070201L-FX	●	●				0.1
		070202R-FX	●	●				0.2
		070202L-FX	●	●				0.2
	7°	DCGT 11T302R-FX	●	●	9.525	3.97	4.4	0.2
		11T302L-FX	●	●				0.2
		DCGT 070202R-SD	●	●				0.2
		070202L-SD	●	●				0.2
	7°	070204R-SD	●	●	6.35	2.38	2.8	0.4
		070204L-SD	●	●				0.4
		DCGT 11T304R-SD	●	●				0.4
		11T304L-SD	●	●				0.4
	7°	11T308R-SD	●	●	9.525	3.97	4.4	0.8
		11T308L-SD	●	●				0.8
		DCGT 070201MN-SI	●	●				<0.1
		070202MN-SI	●	●				<0.2
	7°	070204MN-SI	●	●	6.35	2.38	2.8	<0.4
		DCGT 11T301MN-SI	●	●				<0.1
		11T302MN-SI	●	●				<0.2
		11T304MN-SI	●	●				<0.4
	7°	11T308MN-SI	●	●	9.525	3.97	4.4	<0.8
		DCGT 070201MN-SC	●	●				<0.1
		070202MN-SC	●	●				<0.2
		070204MN-SC	●	●				<0.4
	7°	DCGT 11T301MN-SC	●	●	6.35	2.38	2.8	<0.1
		11T302MN-SC	●	●				<0.2
		11T304MN-SC	●	●				<0.4
		11T308MN-SC	●	●				<0.8









以“<”标示的刀尖半径数值为负公差。

●印：标准库存品 无印：接单生产产品

正三角形/M级

形状	后角	型号	库存		尺寸(mm)			
			T1500Z	T2500Z	内切圆	厚度	孔径	刀尖R
	7°	TCMT 110204N-FB 110208N-FB	●	●	6.35	2.38	2.8	0.4
			●	●				0.8
	7°	TCMT 110204N-LU 110208N-LU	●	●	6.35	2.38	2.8	0.4
			●	●				0.8
	7°	TCMT 110204N-LB 110208N-LB	●	●	6.35	2.38	2.8	0.4
			●	●				0.8
	7°	TCMT 110204N-SU	●	●	6.35	2.38	2.8	0.4
			●	●				0.8
	11°	TPMT 080202N-FB	●	●	4.76	2.38	2.4	0.2
		080204N-FB	●	●				0.4
		TPMT 090202N-FB	●	●	5.56	2.38	2.8	0.2
		090204N-FB	●	●				0.4
		TPMT 110302N-FB	●	●	6.35	3.18	3.4	0.2
		110304N-FB	●	●				0.4
		TPMT 110308N-FB	●	●	9.525	3.18	4.4	0.8
		160304N-FB	●	●				0.4
		TPMT 160308N-FB	●	●	9.525	4.76	4.4	0.8
		160408N-FB	●	●				0.4
	11°	TPMT 080204N-LU	●	●	4.76	2.38	2.4	0.4
		TPMT 090202N-LU	●	●				0.2
		090204N-LU	●	●	5.56	2.38	2.8	0.4
		TPMT 110302N-LU	●	●				0.2
		110304N-LU	●	●	6.35	3.18	3.4	0.4
110308N-LU	●	●	0.8					
	11°	TPMT 080202N-LB	●	●	4.76	2.38	2.4	0.2
		080204N-LB	●	●				0.4
		TPMT 090202N-LB	●	●	5.56	2.38	2.8	0.2
		090204N-LB	●	●				0.4
		TPMT 110302N-LB	●	●	6.35	3.18	3.4	0.2
		110304N-LB	●	●				0.4
		TPMT 110308N-LB	●	●	9.525	3.18	4.4	0.8
		160304N-LB	●	●				0.4
		TPMT 160308N-LB	●	●	9.525	4.76	4.4	0.8
		160408N-LB	●	●				0.4
	11°	TPMT 110302N-SU	●	●	6.35	3.18	3.4	0.2
		110304N-SU	●	●				0.4
		TPMT 110308N-SU	●	●	9.525	4.76	4.4	0.8
		160404N-SU	●	●				0.4
	11°	TPMT 160408N-SU	●	●	9.525	4.76	4.4	0.8
		TPMT 110304N-GU	●	●				6.35
		TPMT 110308N-GU	●	●	9.525	4.76	4.4	
		TPMT 160404N-GU	●	●				0.4
TPMT 160408N-GU	●	●	0.8					

正三角形/G级









形状	后角	型号	库存		尺寸(mm)			
			T1500Z	T2500Z	内切圆	厚度	孔径	刀尖R
	5°	TBGT 060102R-FW	●	●	3.97	1.59	2.2	0.2
		060102L-FW	●	●				0.2
		060104R-FW	●	●				0.4
	5°	TBGT 060102R-W	●	●	3.97	1.59	2.2	0.2
		060102L-W	●	●				0.2
		060104R-W	●	●				0.4
	7°	TCGT 110204MN-SI	●	●	6.35	2.38	2.8	<0.4
			●	●				
			●	●				
	11°	TPGT 080202R-FW	●	●	4.76	2.38	2.4	0.2
		080202L-FW	●	●				0.2
		080204R-FW	●	●	5.56	2.38	2.8	0.4
		080204L-FW	●	●				0.4
		TPGT 110202R-FW	●	●	6.35	2.38	2.8	0.2
110202L-FW	●	●	0.2					
110204R-FW	●	●	0.4					
	11°	TPGT 110302R-FY	●	●	6.35	3.18	3.4	0.2
		110302L-FY	●	●				0.2
		TPGT 110304R-FY	●	●	9.525	3.18	4.4	0.4
110304L-FY	●	●	0.4					
	11°	TPGT 080202R-W	●	●	4.76	2.38	2.4	0.2
		080202L-W	●	●				0.2
		080204R-W	●	●	5.56	2.38	2.8	0.4
		080204L-W	●	●				0.4
	11°	TPGT 110302R-SD	●	●	6.35	3.18	3.4	0.2
		110302L-SD	●	●				0.2
		110304R-SD	●	●	6.35	3.18	3.4	0.4
		110304L-SD	●	●				0.4
		TPGT 110308R-SD	●	●	9.525	4.76	4.4	0.8
		110308L-SD	●	●				0.8
		TPGT 160404R-SD	●	●	9.525	4.76	4.4	0.4
160404L-SD	●	●	0.4					
160408R-SD	●	●	0.8					
	11°	TPGX 110304R-SDW	●	●	6.35	3.18	3.4	0.4
		110304L-SDW	●	●				0.4
		TPGX 110308R-SDW	●	●	9.525	4.76	4.4	0.8
		110308L-SDW	●	●				0.8
		TPGX 160404R-SDW	●	●	9.525	4.76	4.4	0.4
160404L-SDW	●	●	0.4					
160408R-SDW	●	●	0.8					
TPGX 160408L-SDW	●	●	0.8					

以“<”标示的刀尖半径数值为负公差。




●印：标准库存品 无印：接单生产产品 修光刃：修光刃刀片

T1500Z/T2500Z


正型35°菱形/M级

形状	后角	型号	库存		尺寸(mm)								
			T1500Z	T2500Z	内切圆	厚度	孔径	刀尖R					
	5°	VBMT 110302N-FB	●	●	6.35	3.18	2.8	0.2					
		110304N-FB	●	●				0.4					
		110308N-FB	●	●				0.8					
		VBMT 160404N-FB	●	●				0.4					
		160408N-FB	●	●	9.525	4.76	4.4	0.8					
	5°	VBMT 110302N-LU	●	●	6.35	3.18	2.8	0.2					
		110304N-LU	●	●				0.4					
		110308N-LU	●	●				0.8					
		VBMT 160404N-LU	●	●				0.4					
		160408N-LU	●	●	9.525	4.76	4.4	0.8					
	5°	VBMT 110302N-LB	●	●	6.35	3.18	2.8	0.2					
		110304N-LB	●	●				0.4					
		110308N-LB	●	●				0.8					
		VBMT 160404N-LB	●	●				0.4					
				160408N-LB				●	●	9.525	4.76	4.4	0.8
				160412N-LB				●	●				1.2
	5°	VBMT 110304N-SU	●	●	6.35	3.18	2.8	0.4					
		VBMT 160404N-SU	●	●	9.525	4.76	4.4	0.4					
		160408N-SU	●	●				0.8					
	5°	VBMT 110304N-GU	●	●	6.35	3.18	2.8	0.4					
		110308N-GU	●	●				0.8					
		VBMT 160404N-GU	●	●				0.4					
		160408N-GU	●	●				9.525	4.76	4.4	0.8		
	7°	VCMT 080202N-FB	●	●	4.76	2.38	2.3	0.2					
		080204N-FB	●	●				0.4					
		VCMT 160404N-FB	●	●				0.4					
		160408N-FB	●	●				9.525	4.76	4.4	0.8		
	7°	VCMT 080202N-LB	●	●	4.76	2.38	2.3	0.2					
		080204N-LB	●	●				0.4					
		VCMT 160404N-LB	●	●				0.4					
		160408N-LB	●	●				9.525	4.76	4.4	0.8		
	7°	VCMT 160404N-LU	●	●	9.525	4.76	4.4	0.4					
		160408N-LU	●	●				0.8					


正型35°菱形/G级

	5°	VBGT 110301R-FX	●		6.35	3.18	2.8	0.1
		110301L-FX	●					0.1
		110302R-FX	●					0.2
		110302L-FX	●					0.2
		110304R-FX	●					0.4
		110304L-FX	●					0.4
	5°	VBGT 110301R-FY	●		6.35	3.18	2.8	0.1
		110301L-FY	●					0.1
		110302R-FY	●					0.2
		110302L-FY	●					0.2
	7°	VCGT 110301MN-SI	●	●	6.35	3.18	2.8	<0.1
		110302MN-SI	●	●				<0.2
		110304MN-SI	●	●				<0.4
		110308MN-SI	●	●				<0.8
		VCGT 160401MN-SI	●	●				<0.1
		160402MN-SI	●	●				9.525
160404MN-SI	●	●	<0.4					


正型六角形/M级

形状	后角	型号	库存		尺寸(mm)			
			T1500Z	T2500Z	内切圆	厚度	孔径	刀尖R
	11°	WPMT 110204N-LB	●	●	6.35	2.38	2.8	0.4
		WPMT 160308N-LB	●	●	9.525	3.18	4.4	0.8


正型六角形/G级

	5°	WBG 060102R-FW	●		3.97	1.59	2.2	0.2
		060102L-FW	●					0.2
		060104R-FW	●					0.4
		060104L-FW	●					0.4
		WBG 080202R-FW	●					0.2
		080202L-FW	●					0.2
		080204R-FW	●					0.4
		080204L-FW	●					0.4


正型正方形/M级(无孔)

	11°	SPMR 090304N-FK	●		9.525	3.18	-	0.4
		090308N-FK	●					0.8
		SPMR 120304N-FK	●					0.4
		120308N-FK	●					0.8

正型三角形/M级(无孔)

	11°	TPMR 110304N-FK	●	●	6.35	3.18	-	0.4
		110308N-FK	●	●				0.8
		TPMR 160304N-FK	●	●				0.4
		160308N-FK	●	●				0.8

正型三角形/G级(无孔)

	11°	TPGR 110302R-W	●		6.35	3.18	-	0.2
		110302L-W	●					0.2
		110304R-W	●					0.4
		110304L-W	●					0.4
		110308L-W	●					0.8
		TPGR 160302R-W	●					0.2
		160302L-W	●					0.2
		160304R-W	●					0.4
		160304L-W	●					0.4
		160308R-W	●					0.8
		160308L-W	●					0.8

以“<”标示的刀尖半径数值为负公差。

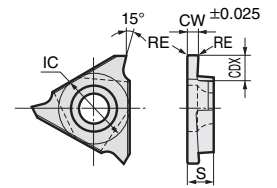
●印：标准库存品 无印：接单生产产品

SEC-切槽车刀 GWC型用

TGA型(平底槽用刀片)

尺寸(mm)

型号	T2500Z		刃宽 CW	最大加工深度		最大槽深 CDX	刀尖R RE	内切圆 IC	厚度 S	* 适用编号
	R	L		外径	内径					
TGA R/L3033	●	●	0.33	0.8	0.5	1.0	0.05	9.525	3.18	1
TGA R/L3050	●	●	0.50	1.2	0.8	1.4	0.05	9.525	3.18	1
TGA R/L3075	●	●	0.75							
TGA R/L3095	●	●	0.95							
TGA R/L3100	●	●	1.00							
TGA R/L3110	●	●	1.10							
TGA R/L3125	●	●	1.25							
TGA R/L3135	●	●	1.35	2.0	1.5	2.5	0.1	9.525	3.18	1
TGA R/L3145	●	●	1.45							
TGA R/L3150	●	●	1.50							
TGA R/L3165	●	●	1.65							
TGA R/L3175	●	●	1.75							
TGA R/L3185	●	●	1.85							
TGA R/L3200	●	●	2.00							
TGA R/L3220	●	●	2.20							
TGA R/L3230	●	●	2.30							
TGA R/L3250	●	●	2.50	2.5	2.0	3.0	0.1	9.525	3.18	1
TGA R/L3265	●	●	2.65							
TGA R/L3270	●	●	2.70							
TGA R/L3280	●	●	2.80							
TGA R/L4125	●	●	1.25	2.0	1.7	2.5	0.2	12.70	4.76	2
TGA R/L4145	●	●	1.45							
TGA R/L4150	●	●	1.50							
TGA R/L4165	●	●	1.65							
TGA R/L4175	●	●	1.75							
TGA R/L4185	●	●	1.85	3.5	2.5	3.9	0.2	12.70	4.76	3
TGA R/L4200	●	●	2.00							
TGA R/L4220	●	●	2.20							
TGA R/L4230	●	●	2.30							
TGA R/L4250	●	●	2.50							
TGA R/L4265	●	●	2.65	5.0	2.5	5.4	0.3	12.70	4.76	4
TGA R/L4270	●	●	2.70							
TGA R/L4280	●	●	2.80							
TGA R/L4300	●	●	3.00	5.0	2.5	5.4	0.3	12.70	4.76	4
TGA R/L4320	●	●	3.20							
TGA R/L4330	●	●	3.30	5.0	2.5	5.4	0.3	12.70	4.76	4
TGA R/L4350	●	●	3.50				0.3			
TGA R/L4370	●	●	3.70							
TGA R/L4390	●	●	3.90							
TGA R/L4400	●	●	4.00							
TGA R/L4410	●	●	4.10	5.0	2.5	5.4	0.4	12.70	4.76	4
TGA R/L4420	●	●	4.20							
TGA R/L4430	●	●	4.30							
TGA R/L4440	●	●	4.40							
TGA R/L4450	●	●	4.50							
TGA R/L4480	●	●	4.80						5.00	



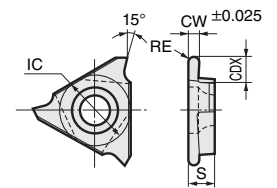
本图表示右手刀(R)。

*可适用的刀杆请参见综合产品目录中记载的适用编号。刀片与刀杆的适用编号一致的组合可以使用。

TGA型(圆底槽用刀片)

尺寸(mm)

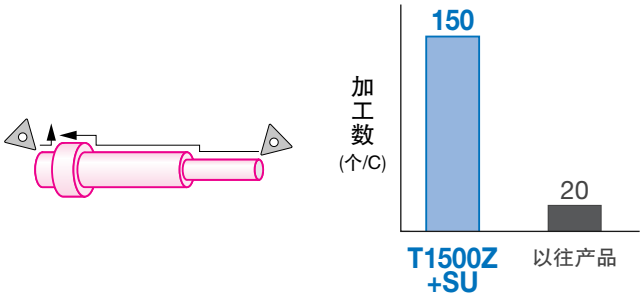
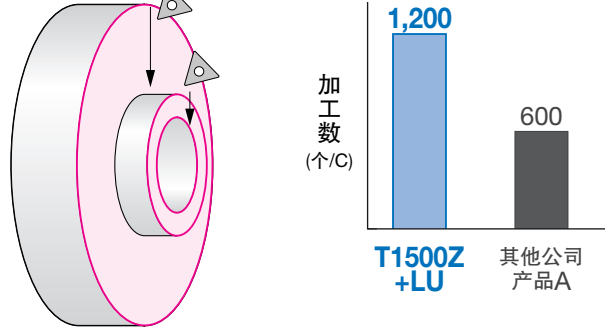
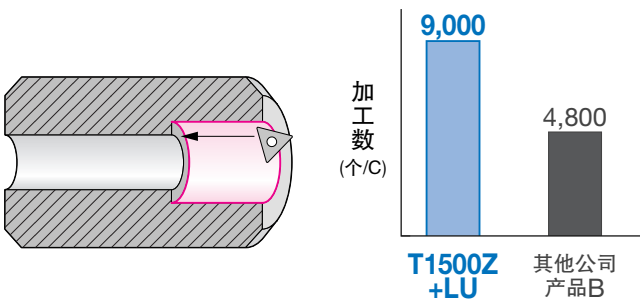
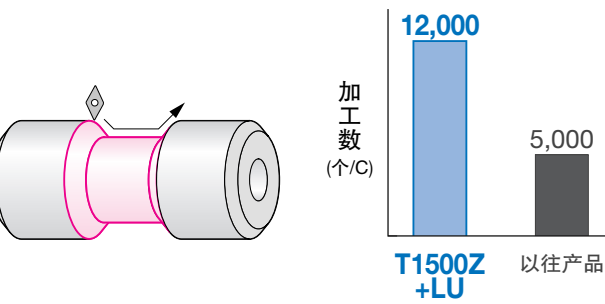
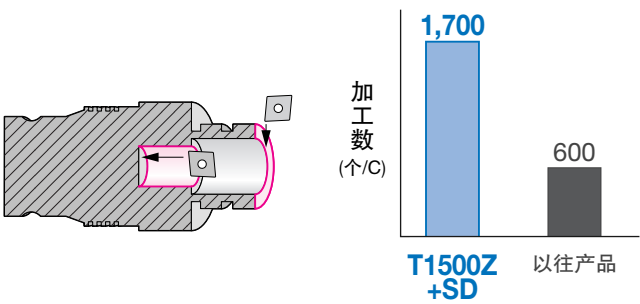
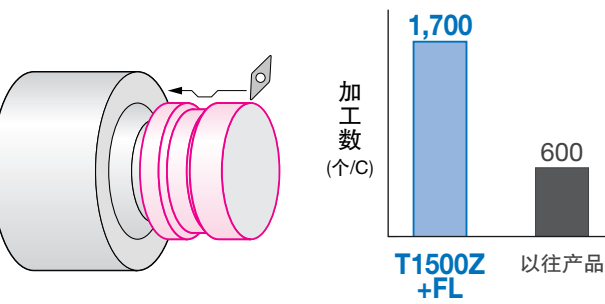
型号	T2500Z		刃宽 CW	最大加工深度		最大槽深 CDX	刀尖R RE	内切圆 IC	厚度 S	* 适用编号
	R	L		外径	内径					
TGA R/L4050R	●		1.00	2.0	1.7	2.5	0.50	12.70	4.76	2
TGA R/L4075R	●		1.50				0.75			
TGA R/L4100R	●		2.00	3.5	2.5	3.9	1.00	12.70	4.76	3
TGA R/L4125R	●		2.50				1.25			
TGA R/L4150R	●		3.00	5.0	2.5	5.4	1.50	12.70	4.76	4
TGA R/L4200R	●		4.00				2.00			




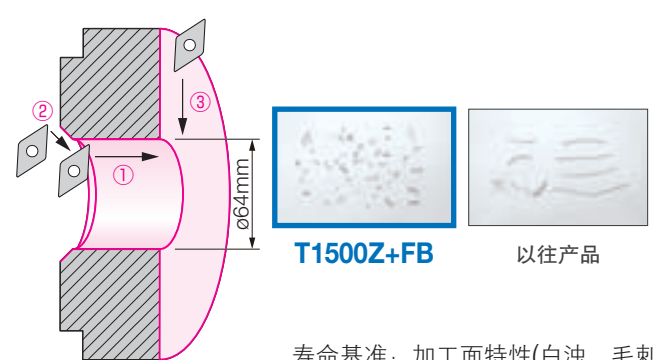
本图表示右手刀(R)。

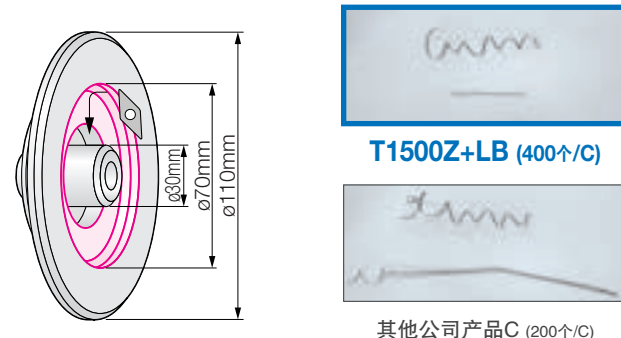
*可适用的刀杆请参见综合产品目录中记载的适用编号。刀片与刀杆的适用编号一致的组合可以使用。

■ T1500Z的使用实例



<p>SCM415 传动轴</p> <p>出众的耐磨损性，寿命提升至7.5倍</p>  <p>使用刀具: TNMG160408N-SU (T1500Z) 切削条件: $v_c=220\text{m/min}$ $f=0.26\sim0.34\text{mm/rev}$ $a_p=0.20\sim0.25\text{mm}$ Wet</p>	<p>SCM420H 汽车用零件</p> <p>抑制磨损，寿命提升至2倍</p>  <p>使用刀具: TNMG160408N-LU (T1500Z) 切削条件: $v_c=200\text{m/min}$ $f=0.15\text{mm/rev}$ $a_p=1.00\text{mm}$ Wet</p>
<p>S48C 导管</p> <p>耐磨损性优良，寿命提升至1.9倍</p>  <p>使用刀具: TPMT090204N-LU (T1500Z) 切削条件: $v_c=162\text{m/min}$ $f=0.13\text{mm/rev}$ $a_p=0.55\text{mm}$ Wet</p>	<p>S45C 套筒</p> <p>抑制磨损，寿命提升至2.4倍</p>  <p>使用刀具: DCMT11T304N-LU (T1500Z) 切削条件: $v_c=230\text{m/min}$ $f=0.10\text{mm/rev}$ $a_p=0.50\text{mm}$ Wet</p>
<p>S43C 下轴</p> <p>耐磨损性优良，寿命提升至2.8倍</p>  <p>使用刀具: CPGT080208N-SD (T1500Z) 切削条件: $v_c=140\text{m/min}$ $f=0.15\text{mm/rev}$ $a_p=0.50\text{mm}$ Wet</p>	<p>S43C 机械零件</p> <p>抑制磨损，寿命提升至2.8倍</p>  <p>使用刀具: VNMG160408N-FL (T1500Z) 切削条件: $v_c=180\text{m/min}$ $f=0.20\text{mm/rev}$ $a_p=0.20\sim0.90\text{mm}$ Wet</p>

■ T1500Z的使用实例

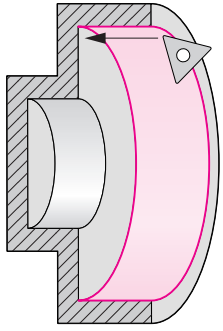
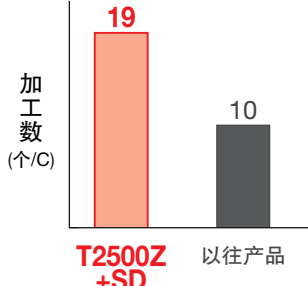
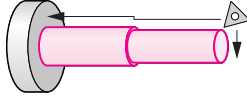

SAPH440(冲压材料) 活塞零件	SCM420H 离合器零件
<p>通过与FB型断屑槽配合，实现良好的切屑处理</p>  <p style="text-align: center;">T1500Z+FB 以往产品</p> <p style="text-align: center;">寿命基准：精加工面波动</p>	<p>通过与FB型断屑槽配合，实现良好的切屑处理</p>  <p style="text-align: center;">T1500Z+FB 以往产品</p> <p style="text-align: center;">寿命基准：加工面特性(白浊、毛刺)</p>
<p>使用刀具：DCMT11T308N-FB (T1500Z) 切削条件：$v_c=360\text{m/min}$ $f=0.14\text{mm/rev}$ a_p=粗：0.30mm 精加工：0.02mm Wet</p>	<p>使用刀具：DCMT11T304N-FB (T1500Z) 切削条件：$v_c=220\text{m/min}$ $f=$①0.15 ②0.12 ③0.18mm/ rev $a_p=0.25\text{mm}$ Wet</p>

S45C 轮毂
<p>通过与LB型断屑槽配合，实现良好的切屑处理，寿命提升至2倍</p>  <p style="text-align: center;">T1500Z+LB (400个/C) 其他公司产品C (200个/C)</p>
<p>使用刀具：VBMT160408N-LB (T1500Z) 切削条件：$v_c=240\text{m/min}$ $f=0.25\sim0.28\text{mm/rev}$ $a_p=0.60\text{mm}$ Wet</p>

■ T2500Z的使用实例

铁板材料 汽车用零件	SAPH440 汽车用零件
<p>通过Brilliant Coat®抑制磨损，寿命提升至2.5倍</p>  <p style="text-align: center;">T2500Z+LU 以往产品</p>	<p>抑制境界磨损，寿命提升至2倍</p>  <p style="text-align: center;">T2500Z+LB (加工200个) 其他公司产品D (加工100个)</p>
<p>使用刀具：DCMT11T308N-LU (T2500Z) 切削条件：$v_c=450\text{m/min}$ $f=0.10\text{mm/rev}$ $a_p=0.30\sim0.35\text{mm}$ Wet</p>	<p>使用刀具：VBMT160408N-LB (T2500Z) 切削条件：$v_c=170\text{m/min}$ $f=0.16\text{mm/rev}$ $a_p=0.15\text{mm}$ Wet</p>

T2500Z的使用实例

SCM435 条状工件	S45C 螺栓
Brilliant Coat®带来良好耐磨损性能，寿命提升至1.9倍	全新强韧母材提高耐崩损性能，寿命最多提升至2.5倍
  <p>加工数 (个/C)</p> <p>T2500Z+SD 19</p> <p>以往产品 10</p>	  <p>T2500Z+FY (加工500个/C)</p> <p>以往涂层 (加工350个/C)</p> <p>以往无涂层 (加工200个/C)</p> <p>崩损</p>
使用刀具: TPGT110302L-SD (T2500Z) 切削条件: $v_c=115\text{m/min}$ $f=0.07\text{mm/rev}$ $a_p=0.03\text{mm}$ Wet	使用刀具: TNGG160404R-FY (T2500Z) 切削条件: $v_c=150\text{m/min}$ $f=0.14\text{mm/rev}$ $a_p=0.30\text{mm}$ Wet

T1500Z/T2500Z的推荐切削条件

(材料名称 粗体表示第1推荐)

被削材	切削状态	材质	切削条件		
			切深 $a_p(\text{mm})$	进给量 $f(\text{mm/rev})$	切削速度 $v_c(\text{m/min})$
软钢 (SS400等)	连续 ~ 一般	T1500Z	0.2-1.0-2.5	0.05-0.15-0.25	50-250-400
	断续	T1500Z T2500Z	0.2-1.0-2.5	0.05-0.15-0.30	50-200-350
	强断续	T2500Z	0.2-1.0-2.5	0.10-0.15-0.35	50-200-300
低碳素钢 低合金钢 (S10C、SCM415等)	连续 ~ 一般	T1500Z	0.2-1.0-2.5	0.05-0.15-0.25	50-200-350
	断续	T1500Z T2500Z	0.2-1.0-2.5	0.05-0.15-0.30	50-180-300
	强断续	T2500Z	0.2-1.0-2.5	0.10-0.15-0.35	50-180-280
高碳素钢 高合金钢 (S45C、SCM440H等)	连续 ~ 一般	T1500Z	0.2-1.0-2.5	0.05-0.15-0.25	50-180-300
	断续	T1500Z T2500Z	0.2-1.0-2.5	0.05-0.15-0.30	50-150-280
	强断续	T2500Z	0.2-1.0-2.5	0.10-0.15-0.35	50-150-250

安全使用注意事项



- 加工时会出现高温切屑飞溅、排出切屑过长等情况，请使用安全罩壳及防护眼镜等防护具，并务必注意防火、防火。
- 使用时请务必小心锋利刀尖。
- 使用非水溶性切削油时，为防止火灾意外，请配置自动灭火装置。
- Very hot or lengthy chips may be discharged while the machine is in operation. Therefore, machine guards, safety goggles or other protective covers must be used. Fire safety precautions must also be considered.
- Improper cutting conditions or mis-handling of the tool may result in breakages or projectiles. Therefore, please use the tool within its recommended conditions.
- When using non-water soluble cutting oil, precautions against fire must be taken and please ensure that a fire extinguisher is placed near the machine.

住友电工硬质合金贸易(上海)有限公司

华北地区

住友电工硬质合金贸易(上海)有限公司北京分公司

地址: 北京市朝阳区东三环北路3号幸福大厦B座1306室(邮编: 100027)
电话: 010-6468-8500 传真: 010-6468-9500

住友电工硬质合金贸易(上海)有限公司青岛分公司

地址: 青岛市四方区山东路190号银华广场2栋212室(邮编: 266033)
电话: 0532-5578-7866 传真: 0532-5578-7866

住友电工硬质合金贸易(上海)有限公司天津分公司

地址: 天津市空港经济区西四道168号融和广场5号楼2门905室(邮编: 300300)
电话: 022-8494-9495 传真: 022-8494-9493

东北地区

住友电工硬质合金贸易(上海)有限公司大连分公司

地址: 大连市开发区金马路128号天成国际金融中心807D(邮编: 116600)
电话: 0411-8792-6266 传真: 0411-8792-6277

住友电工硬质合金贸易(上海)有限公司长春分公司

地址: 长春市朝阳区人民大街3299号宏汇国际广场1510室(邮编: 130012)
电话: 0431-8191-6558 传真: 0431-8191-6559

华东地区

住友电工硬质合金贸易(上海)有限公司总公司

地址: 上海市延安西路728号华敏·翰尊国际大厦6楼J座(邮编: 200050)
电话: 021-5238-1199 传真: 021-6212-9689

住友电工硬质合金贸易(上海)有限公司宁波分公司

地址: 宁波市江北区大庆南路99号来福士广场办公楼709室(邮编: 315020)
电话: 0574-8723-3856 传真: 0574-8723-3935

住友电工硬质合金贸易(上海)有限公司南京分公司

地址: 南京市秦淮区汉中门1号国际金融中心12楼D座(邮编: 210029)
电话: 025-8586-0803 传真: 025-8586-0881

西南地区

住友电工硬质合金贸易(上海)有限公司重庆分公司

地址: 重庆市江北区建新北路一支路6号未来国际大厦9-1(邮编: 400020)
电话: 023-6785-7656 传真: 023-6785-7780

住友电工硬质合金贸易(上海)有限公司成都分公司

地址: 成都市锦江区东大街东段11号东方广场A座2003号(邮编: 610016)
电话: 028-8445-6626 传真: 028-8443-6625

住友电工硬质合金贸易(上海)有限公司武汉分公司

地址: 武汉市武昌区水果湖楚河汉街·汉街总部国际C座1808室(邮编: 430077)
电话: 027-8711-0060 传真: 027-8711-0090

华南地区

住友电工硬质合金贸易(上海)有限公司广州分公司

地址: 广州市天河区林和西路3-15号耀中广场A座2221室(邮编: 510610)
电话: 020-3891-0442 传真: 020-3891-0449

住友电工硬质合金贸易(上海)有限公司厦门分公司

地址: 厦门市思明区嘉禾路23号新景中心b栋1616室(邮编: 362000)
电话: 0592-5602-190 传真: 0592-5602-195

住友电工硬质合金(常州)有限公司

地址: 常州市武进区技术产业开发区西环路8号12号厂房(邮编: 213164)
电话: 0519-8622-0306 传真: 0519-8622-0305

中国刀具技术中心

地址: 常州市武进高新技术产业开发区西环路8号12号厂房(邮编: 213164)
电话: 0519-8622-0306(分机: 101)



微信扫一扫



在线样册扫一扫