钻孔加工刀具 J

J1～J170

J

钻孔刀具的选择要领 …… J2-1
不同刃径的有效长度一览 …… J3-1
主要钻头的适用范围 …… J4
钻头专用涂层 …… J6

整体式钻头	通用	SumiDrill SDP-U 型	J5-1
	通用	多用途钻头 NeXEO MDE型	J8
	锪孔用	平底多用途钻头 MDF型	J26
	高效率用	超级多用途钻头 GS型/HGS型	J38
	薄板加工用	超级多用途钻头 WGS型	J50
	不锈钢用	多用途钻头 MDM型	J52
	铸铁用	强力多用途钻头 HX型	J62
	钢、铸铁高效率用	强力多用途钻头 HY型	J70
	高硬度钢用	超级多用途钻头 D型	J72
	耐热合金用	SGS型	J74
	高效深孔用	超级多用途钻头 XHGS型/PHT型	J76
	New 非铁金属用	多用途钻头 MDA型	J84
	非铁金属用	超级多用途钻头 NHGS型	J92
	CFRP 用	住友金刚石涂层钻头 SDC型	J97
	铝合金加工用	住友金刚石钻头 DAL型/DDL型	J98
	小径深孔用	细长钻头 MLDH-L型/MLDH-P型	J99
	微细孔用	微型多用途钻头MDUS型/MDUP型 迷你多用途钻头MDSS型	J102
刀头可换式钻头	刀头可换式钻头	SEC-多用途钻头 SMD型	J104
		一般钢 / 铸铁 / 难削材用刀头: MTL型/MSL型/MEL型	J105
		锪孔用刀头: MFS型	J118
		焊接结构用轧钢用(桥梁用)刀头: MB型	J126
刀片可换式钻头	通用	SumiDrill WDX型	J128
	深孔插铣/ 型腔加工用	SEC-平底式钻头 PDL型/SEC-平底插铣刀 PCT型	J142
	中～大径钻孔用	SEC-核心钻头 TCS型	J148
整体式铰刀	高效率、高精度孔加工用	SumiReamer SSR型	J150
刀片可换式铰刀	高效率加工用	SumiReamer SR型	J160
其他	无涂层整体式钻头	SD型	J170

库存标识和记号

●●记号：标准库存品
●记号：计划在将来被各页记载的新产品替换
▲记号：计划在将来被新产品替换、改为接单生产或停止生产
(请确认有无库存。)

＊记号：准标准库存品(请确认有无库存)
○记号：计划备库品(请确认有无库存)
无记号：接单生产品
－记号：不生产

钻孔加工刀具的选择要领

用 途	适用被削材	产品名	型 号	刃 径 (mm)	外观照片	刊载页
通 用	P M K S	硬质合金整体钻头 **SDP-U**型	SDP○○○○U○HA	ø3.0～ø16.0		J5-3
			SDP○○○○U○HAK	ø3.0～ø16.0		J5-5
	P M K S	多用途钻头 NeXEO **MDE-E**型	MDE○○○○S○○E02	ø1.0～ø20.0		J8
			MDE○○○○S○○E04	ø1.0～ø20.0		
	P M K N S	多用途钻头 NeXEO **MDE-H**型	MDE○○○○S○○H03	ø1.0～ø20.0		J8
			MDE○○○○S○○H05	ø1.0～ø20.0		
			MDE○○○○S○○H08	ø1.0～ø16.0		
高效率	P K	超级多用途钻头 **GS**型	MDW○○○○GS2	ø1.0～20.0		J38
			MDW○○○○GS4	ø1.0～20.0		
	P M K S	超级多用途钻头 **HGS**型	MDW○○○○HGS3	ø1.5～20.0		J38
			MDW○○○○HGS5	ø1.5～20.0		
			MDW○○○○HGS8	ø1.5～16.0		
	P K	强力多用途钻头 **HY**型	MDW○○○○HY3	ø5.0～16.0		J70
			MDW○○○○HY5	ø5.0～16.0		
			MDW○○○○HY8	ø5.0～16.0		
锪孔	P M K N	平底多用途钻头 **MDF**型	MDF○○○○S2D	ø0.3～20.0		J26
			MDF○○○○L2D	ø3.0～20.0		
			MDF○○○○H3D	ø3.0～16.0		
			MDF○○○○H5D	ø3.0～16.0		
深孔	P M K	超级多用途钻头 **XHGS**型	MDW○○○○XHGS10	ø2.1～16.0		J76
			MDW○○○○XHGS12	ø2.5～16.0		
			MDW○○○○XHGS15	ø2.1～16.0		
			MDW○○○○XHGS20	ø2.1～14.0		
			MDW○○○○XHGS25	ø2.1～12.0		
			MDW○○○○XHGS30	ø2.1～10.0		
		长钻头专用导向钻头 **PHT**型	MDW○○○○PHT	ø2.1～16.0		J76
薄板	P M K S	多用途钻 NeXEO **MDE-E**型 轮毂加工用	MDE○○○○S○○E02H	ø8.8～ø13.97		J8
	P	超级多用途钻头 **WGS**型	MDW○○○○WGS2	ø6.8～16.0		J50
不锈钢	M S	多用途钻头 **MDM**型	MDM○○○○S○○H03	ø3.0～ø16.0		J52
			MDM○○○○S○○H05	ø3.0～ø16.0		
铸 铁	K	强力多用途钻头 **HX**型	MDW○○○○HX3	ø3.0～20.0		J62
			MDW○○○○HX5	ø3.0～20.0		
			MDW○○○○HX8	ø3.0～18.0		
非铁金属	N	多用途钻头 **MDA**型	MDA○○○○S○○H03	ø1.0～12.0		J84
			MDA○○○○S○○H05	ø1.0～12.0		
			MDA○○○○S○○H10	ø1.0～12.0		
			MDA○○○○S○○H15	ø1.0～3.0		
			MDA○○○○S○○H20	ø1.0～3.0		
		超级多用途钻头 **NHGS**型	MDW○○○○NHGS3	ø3.0～16.0		J92
			MDW○○○○NHGS5	ø3.0～16.0		
			MDW○○○○NHGS10	ø3.0～16.0		
		住友金刚石钻头 **DAL**型	DAL○○○○H	ø5.0～12.0		J98
		住友金刚石钻头 **DDL**型	DDL○○○○H	ø5.0～12.0		J98

钻孔加工刀具的选择要领

产品名	适用加工深度(L/D)	涂层	供油方式	P 碳素钢 C 0.28%以下 ~35HRC	P 合金钢 C 0.29% ~35HRC	P 调质钢 SKD SKS ~35HRC	H 高硬度材 45HRC以下	H 高硬度材 46HRC以上	M 不锈钢 SUS	S 钛合金 Ti	S 耐热钢 Inconel	K 铸铁 FC	K 球墨铸铁 FCD	N 铝合金 Al	N 铜合金 Cu	N 复合材 CFRP	刊载页
SDP-U型	3D 5D 7D	Sumi Power 涂层	外冷	○	◎	◎	○		○	○	○	◎	◎				J5-3
			内冷	◎	◎	◎	○		◎	○	○	◎	◎				J5-5
MDE-E型	2D 4D	NX 涂层	外冷	○	◎	◎	○		○	○	○	◎	◎				J8
MDE-H型	3D 5D 8D	NX 涂层	内冷	◎	◎	◎	○		◎	○	○	◎	◎	○	○		J8
GS型	2D 4D	DEX 涂层	外冷	○	◎	◎	○	○	○	○	○	○	◎				J38
HGS型	3D 5D 8D	DEX 涂层	内冷	◎	◎	◎	○	○	◎	○ ◎	○ ○	○	◎		○		J38
HY型	3D 5D 8D	DEX 涂层	内冷	◎	◎							◎	◎				J70
MDF型	2D 3D 5D	PVD 涂层	外部 S2D	◎	◎	◎	○		○	○	○	○	○	○			J26
			外部 L2D	◎	◎	◎	○		○			○	○	○			
			内冷	◎	◎	◎	○		○			○	○	○			
XHGS型	10D 12D 15D 20D 25D 30D	DEX 涂层	内冷	○	◎	◎	○		○			○	◎				J76
PHT型	Pilot 3D	DEX 涂层	内冷	○	◎	◎	○		○			○	◎				J76
MDE-E型 轮毂加工用	2D	NX 涂层	外冷	○	◎	◎	○		○	○	○	◎	◎				J8
WGS型	2D	DEX 涂层	外冷	○	◎	◎	○		○			○	○				J50
MDM型	3D 5D	NX 涂层	内冷	○	○				◎	◎	○	○	○				J52
HX型	3D 5D 8D	DEX 涂层	内冷									◎	◎				J62
MDA型	3D 5D 10D 15D 20D	极光涂层X DLC	内冷											◎	◎		J84
NHGS型	3D 5D 10D	极光涂层 DLC	内冷											◎	◎		J92
DAL型	3D	–	外冷											◎		○	J98
DDL型	3D	–	外冷											◎		○	J98

*仅限油性冷却液加工

钻孔加工刀具的选择要领

用途・式样	适用被削材	产品名	型 号	刃 径 (mm)	外观照片	刊载页
高硬度材	S H	超级多用途钻头 **D**型	MDS○○○MD	ø1.0～20.0		J72
耐热合金	S	耐热合金用钻头 **SGS**型	MDW○○○○SGS3	ø3.0～12.0		J74
CFRP	CFRP	住友金刚石涂层钻头 **SDC**型	MDS○○○○○SDC3	ø2.0～10.0		J97
小径深孔	P M K	细长钻头 **MLDH**型	MLDH○○○○L5	ø0.8～2.0		J99
			MLDH○○○○L12	ø0.8～2.0		
			MLDH○○○○L20	ø0.8～2.0		
			MLDH○○○○L30	ø0.8～2.0		
		MLDH 型专用导向钻头 **MLDH-P**型	MLDH○○○○P	ø0.8～2.0		J99
极小径	P M K H	迷你多用途钻头 **MDSS**型	MDSS○○○○	ø0.2～1.0		J102
	P M N	微型多用途钻头 **MDUS**型	MDUS○○○○-30C	ø0.03～0.19		J102
		微型多用途磨尖钻头 **MDUP**型	MDUP○○○○-30C	ø0.03～0.18		J102
刀头可换式 重视锋利性	P M K	SEC- 多用途钻头 **SMD-MSL**型刀头	SMDH○○○-1.5D/-1.5DF	ø12.0～30.8 D:ø13.5～30.8		J104
			SMDH○○○M/-3D/-3DF			
			SMDH○○○L/-5D/-5DF			
			SMDH○○○D/-8D/-8DF			
			SMDH○○○-12D			
刀头可换式 高效率	P K	SEC- 多用途钻头 **SMD-MTL**型刀头	SMDH○○○-1.5D/-1.5DF	ø12.0～30.8 M,L:ø12.0～42.5 D:ø13.5～30.8		J104
			SMDH○○○M/-3D/-3DF			
			SMDH○○○L/-5D/-5DF			
			SMDH○○○D/-8D/-8DF			
			SMDH○○○-12D			
刀头可换式 低阻力	P M K	SEC- 多用途钻头 **SMD-MEL**型刀头	SMDH○○○-1.5D/-1.5DF	ø12.0～30.8 D:ø13.5～30.8		J104
			SMDH○○○M/-3D/-3DF			
			SMDH○○○L/-5D/-5DF			
			SMDH○○○D/-8D/-8DF			
			SMDH○○○-12D			
刀头可换式 锪孔用	P M K N	SEC- 多用途钻头 **SMD-MFS**型刀头	SMDH○○○-1.5D/1.5DF/S	ø12.0～30.0		J118
刀头可换式 桥梁用	P	SEC- 多用途钻头 **SMD-MB**型刀头	SMDH○○○B3	ø24.5～26.7		J126
刀片可换式	P M K N	SumiDrill **WDX**型	WDX○○○○D2S○○	ø13.0～68.0		J128
			WDX○○○○D3S○○	ø13.0～68.0		
			WDX○○○○D4S○○	ø13.0～63.0		
			WDX○○○○D5S○○	ø13.0～55.0		
	P K S N	SEC-平底式钻头 **PDL**型	PDL○○○D2S○○	ø16.0～40.0		J142
			PDL○○○D3S○○	ø16.0～40.0		
	P K S N	SEC-平底插铣刀 **PCT**型	PCT○○○D3S○○	ø16.0～40.0		J142
			PCT○○○D5S○○	ø16.0～40.0		
整体式铰刀	P K	SumiReamer **SSR**型	SSR○○○H7T	ø2.97～12.0		J150
			SSR○○○H7S			
			SSR○○○JT			
			SSR○○○JS			
刀片可换式铰刀	P M K N	SumiReamer **SR**型	SRG○○.○H7-○○○-○○○12R1	ø11.9～140.6		J160
			SRL○○.○H7-○○○-○○○12R1	ø11.9～140.6		

钻孔加工刀具的选择要领

产品名	适用加工深度(L/D)	涂层	供油方式	P 碳素钢 ~35HRC C 0.28%以下	P 合金钢 C 0.29%	P 调质钢 SKD SKS	H 高硬度材 45HRC以下	H 高硬度材 46HRC以上	M 不锈钢 SUS	S 钛合金 Ti	S 耐热钢 Inconel	K 铸铁 FC	K 球墨铸铁 FCD	N 铝合金 Al	N 铜合金 Cu	N 复合材 CFRP	刊载页
D型	3D	ZX 涂层	外冷				◎	◎		◎							J72
SGS型	3D	PVD 涂层	外冷						○	○	◎						J74
SDC型	3D	住友金刚石 涂层	干式											○		◎	J97
MLDH型	5D 12D 20D 30D	PVD 涂层	内冷	◎	◎	○	○		◎	○	○	◎	◎	○			J99
MLDH-P型	Pilot 2D	PVD 涂层	内冷	◎	◎	○	○		◎	○	○	◎	◎	○			J99
MDSS型	10D	FB 涂层	外冷	◎	◎	◎	◎	○	◎		○	◎	◎	○			J102
MDUS型	10D	PVD 涂层	外冷	◎	◎				◎					○	◎		J102
MDUP型	Pilot 1D	PVD 涂层	外冷	◎	◎				◎					○	◎		J102
SMD -MSL型刀头	1.5D 3D 5D 8D 12D	NX 涂层		◎	○				◎	○	○	◎	◎				J104
SMD -MTL型刀头	1.5D 3D 5D 8D 12D	DEX 涂层	内冷	◎	◎	○	○					◎	◎				J104
SMD -MEL型刀头	1.5D 3D 5D 8D 12D	DEX 涂层	内冷	◎	○		○		◎	○	○	◎	◎	○			J104
SMD -MFS型刀头	1.5D 3D 5D 8D 12D	DEX 涂层	内冷	◎	◎		○		○			○	○	○			J118
SMD -MB型刀头	3D	DEX 涂层	内冷	◎	◎												J126
WDX型	2D 3D 4D 5D	PVD 涂层 / 极光涂层 DLC / CVD 涂层	内冷	◎	◎		○		◎			◎	◎	◎			J128
PDL型	2D 3D	PVD 涂层 / 极光涂层 DLC / CVD 涂层	内冷	◎	◎		○		○	◎		◎	◎	◎	○		J142
PCT型	3D 5D	PVD 涂层 / 极光涂层 DLC / CVD 涂层	内冷	◎	◎		○		○	◎		◎	◎	◎	○		J142
SSR型		PVD 涂层	内冷	◎	◎	◎	○					◎	◎				J150
SR型		PVD 涂层 / 极光涂层 DLC	内冷	◎	◎	◎	○		◎			◎	◎	○	○		J160

不同刃径的有效长度一览

●刃径ø0.03～ø0.78mm

刃径 DC	有效长度 LU	全长 OAL	型号	页码
0.03	0.02	38.2	MDUP 0030-30C	J102
	0.26	38.0	MDUS 0030-30C	J103
0.04	0.04	38.2	MDUP 0040-30C	J102
	0.34	38.0	MDUS 0040-30C	J103
0.05	0.05	38.2	MDUP 0050-30C	J102
	0.45	38.0	MDUS 0050-30C	J103
0.08	0.06	38.2	MDUP 0080-30C	J102
	0.72	38.0	MDUS 0080-30C	J103
0.1	0.1	38.2	MDUP 0100-30C	J102
	0.9	38.0	MDUS 0100-30C	J103
0.12	0.08	38.2	MDUP 0120-30C	J102
	1.08	38.0	MDUS 0120-30C	J103
0.15	0.08	38.2	MDUP 0150-30C	J102
	1.35	38.0	MDUS 0150-30C	J103
0.18	0.17	38.2	MDUP 0180-30C	J102
	1.62	38.0	MDUS 0180-30C	J103
0.2	2.25	38.0	MDSS 0020	J103
0.21	2.24	38.0	MDSS 0021	J103
0.22	2.23	38.0	MDSS 0022	J103
0.23	2.21	38.0	MDSS 0023	J103
0.24	2.2	38.0	MDSS 0024	J103
0.25	2.19	38.0	MDSS 0025	J103
0.26	2.18	38.0	MDSS 0026	J103
0.27	2.16	38.0	MDSS 0027	J103
0.28	2.15	38.0	MDSS 0028	J103
0.29	2.14	38.0	MDSS 0029	J103
0.3	0.9	40.0	MDF 0030S2D	J28
	2.6	38.0	MDSS 0030	J103
0.31	2.6	38.0	MDSS 0031	J103
0.32	2.6	38.0	MDSS 0032	J103
0.33	2.6	38.0	MDSS 0033	J103
0.34	2.6	38.0	MDSS 0034	J103
0.35	3.6	38.0	MDSS 0035	J103
0.36	3.6	38.0	MDSS 0036	J103
0.37	3.5	38.0	MDSS 0037	J103
0.38	3.5	38.0	MDSS 0038	J103
0.39	3.5	38.0	MDSS 0039	J103
0.4	1.2	40.0	MDF 0040S2D	J28
	4.5	38.0	MDSS 0040	J103
0.41	4.5	38.0	MDSS 0041	J103
0.42	4.5	38.0	MDSS 0042	J103
0.43	4.5	38.0	MDSS 0043	J103
0.44	4.5	38.0	MDSS 0044	J103
0.45	4.4	38.0	MDSS 0045	J103
0.46	4.4	38.0	MDSS 0046	J103
0.47	4.4	38.0	MDSS 0047	J103
0.48	4.4	38.0	MDSS 0048	J103
0.49	4.4	38.0	MDSS 0049	J103
0.5	1.5	40.0	MDF 0050S2D	J28
	5.4	38.0	MDSS 0050	J103
0.51	5.4	38.0	MDSS 0051	J103
0.52	5.4	38.0	MDSS 0052	J103
0.53	5.3	38.0	MDSS 0053	J103
0.54	5.3	38.0	MDSS 0054	J103
0.55	5.3	38.0	MDSS 0055	J103
0.56	5.3	38.0	MDSS 0056	J103
0.57	5.3	38.0	MDSS 0057	J103
0.58	5.3	38.0	MDSS 0058	J103
0.59	5.3	38.0	MDSS 0059	J103
0.6	1.8	40.0	MDF 0060S2D	J28
	6.3	38.0	MDSS 0060	J103
0.61	6.2	38.0	MDSS 0061	J103
0.62	6.2	38.0	MDSS 0062	J103
0.63	6.2	38.0	MDSS 0063	J103
0.64	6.2	38.0	MDSS 0064	J103
0.65	6.2	38.0	MDSS 0065	J103
0.66	6.2	38.0	MDSS 0066	J103
0.67	6.2	38.0	MDSS 0067	J103
0.68	6.2	38.0	MDSS 0068	J103
0.69	6.1	38.0	MDSS 0069	J103
0.7	2.1	40.0	MDF 0070S2D	J28
	8.1	38.0	MDSS 0070	J103
0.71	8.1	38.0	MDSS 0071	J103
0.72	8.1	38.0	MDSS 0072	J103
0.73	8.1	38.0	MDSS 0073	J103
0.74	8.1	38.0	MDSS 0074	J103
0.75	8.1	38.0	MDSS 0075	J103
0.76	8.1	38.0	MDSS 0076	J103
0.77	8.0	38.0	MDSS 0077	J103
0.78	8.0	38.0	MDSS 0078	J103

(蓝色文字：扁平刀头　机夹式)

●刃径ø0.79～ø0.92mm

刃径 DC	有效长度 LU	全长 OAL	型号	页码
0.79	8.0	38.0	MDSS 0079	J103
0.8	2.0	45.0	MLDH 0800P	J100
	2.4	40.0	MDF 0080S2D	J28
	6.8	50.0	MLDH 0800L5	J100
	9.0	38.0	MDSS 0080	J103
	12.8	55.0	MLDH 0800L12	J100
	17.8	60.0	MLDH 0800L20	J100
	26.8	70.0	MLDH 0800L30	J100
0.81	2.0	45.0	MLDH 0810P	J100
	7.8	50.0	MLDH 0810L5	J100
	9.0	38.0	MDSS 0081	J103
	12.8	55.0	MLDH 0810L12	J100
	17.8	60.0	MLDH 0810L20	J100
	26.8	70.0	MLDH 0810L30	J100
0.82	2.1	45.0	MLDH 0820P	J100
	7.8	50.0	MLDH 0820L5	J100
	9.0	38.0	MDSS 0082	J103
	12.8	55.0	MLDH 0820L12	J100
	18.8	60.0	MLDH 0820L20	J100
	26.8	70.0	MLDH 0820L30	J100
0.83	2.1	45.0	MLDH 0830P	J100
	7.8	50.0	MLDH 0830L5	J100
	9.0	38.0	MDSS 0083	J103
	12.8	55.0	MLDH 0830L12	J100
	18.8	60.0	MLDH 0830L20	J100
	26.8	70.0	MLDH 0830L30	J100
0.84	2.1	45.0	MLDH 0840P	J100
	7.7	50.0	MLDH 0840L5	J100
	9.0	38.0	MDSS 0084	J103
	12.7	55.0	MLDH 0840L12	J100
	18.7	60.0	MLDH 0840L20	J100
	27.7	70.0	MLDH 0840L30	J100
0.85	2.1	45.0	MLDH 0850P	J100
	7.7	50.0	MLDH 0850L5	J100
	8.9	38.0	MDSS 0085	J103
	12.7	55.0	MLDH 0850L12	J100
	18.7	60.0	MLDH 0850L20	J100
	27.7	70.0	MLDH 0850L30	J100
0.86	2.1	45.0	MLDH 0860P	J100
	7.7	50.0	MLDH 0860L5	J100
	8.9	38.0	MDSS 0086	J103
	13.7	55.0	MLDH 0860L12	J100
	19.7	65.0	MLDH 0860L20	J100
	27.7	70.0	MLDH 0860L30	J100
0.87	2.2	45.0	MLDH 0870P	J100
	7.7	50.0	MLDH 0870L5	J100
	8.9	38.0	MDSS 0087	J103
	13.7	55.0	MLDH 0870L12	J100
	19.7	65.0	MLDH 0870L20	J100
	28.7	70.0	MLDH 0870L30	J100
0.88	2.2	45.0	MLDH 0880P	J100
	7.7	50.0	MLDH 0880L5	J100
	8.9	38.0	MDSS 0088	J103
	13.7	55.0	MLDH 0880L12	J100
	19.7	65.0	MLDH 0880L20	J100
	28.7	70.0	MLDH 0880L30	J100
0.89	2.3	45.0	MLDH 0890P	J100
	7.7	50.0	MLDH 0890L5	J100
	8.9	38.0	MDSS 0089	J103
	13.7	55.0	MLDH 0890L12	J100
	19.7	65.0	MLDH 0890L20	J100
	28.7	70.0	MLDH 0890L30	J100
0.9	2.3	45.0	MLDH 0900P	J100
	2.7	40.0	MDF 0090S2D	J28
	7.7	50.0	MLDH 0900L5	J100
	9.9	38.0	MDSS 0090	J103
	13.7	55.0	MLDH 0900L12	J100
	20.7	65.0	MLDH 0900L20	J100
	29.7	75.0	MLDH 0900L30	J100
0.91	2.2	45.0	MLDH 0910P	J100
	8.6	50.0	MLDH 0910L5	J100
	9.9	38.0	MDSS 0091	J103
	13.6	55.0	MLDH 0910L12	J100
	20.6	65.0	MLDH 0910L20	J100
	29.6	75.0	MLDH 0910L30	J100
0.92	2.3	45.0	MLDH 0920P	J100
	8.6	50.0	MLDH 0920L5	J100
	9.9	38.0	MDSS 0092	J103
	14.6	60.0	MLDH 0920L12	J100
	20.6	65.0	MLDH 0920L20	J100

(蓝色文字：扁平刀头　机夹式)

●刃径ø0.92～ø1.1mm

刃径 DC	有效长度 LU	全长 OAL	型号	页码
0.92	29.6	75.0	MLDH 0920L30	J100
0.93	2.3	45.0	MLDH 0930P	J100
	8.6	50.0	MLDH 0930L5	J100
	9.8	38.0	MDSS 0093	J103
	14.6	60.0	MLDH 0930L12	J100
	20.6	65.0	MLDH 0930L20	J100
	30.6	75.0	MLDH 0930L30	J100
0.94	2.4	45.0	MLDH 0940P	J100
	8.6	50.0	MLDH 0940L5	J100
	9.8	38.0	MDSS 0094	J103
	14.6	60.0	MLDH 0940L12	J100
	21.6	65.0	MLDH 0940L20	J100
	30.6	75.0	MLDH 0940L30	J100
0.95	2.4	45.0	MLDH 0950P	J100
	8.6	50.0	MLDH 0950L5	J100
	9.8	38.0	MDSS 0095	J103
	14.6	60.0	MLDH 0950L12	J100
	21.6	65.0	MLDH 0950L20	J100
	30.6	75.0	MLDH 0950L30	J100
0.96	2.4	45.0	MLDH 0960P	J100
	8.6	50.0	MLDH 0960L5	J100
	9.8	38.0	MDSS 0096	J103
	14.6	60.0	MLDH 0960L12	J100
	21.6	65.0	MLDH 0960L20	J100
	31.6	75.0	MLDH 0960L30	J100
0.97	2.4	45.0	MLDH 0970P	J100
	8.5	50.0	MLDH 0970L5	J100
	9.8	38.0	MDSS 0097	J103
	14.5	60.0	MLDH 0970L12	J100
	21.5	65.0	MLDH 0970L20	J100
	31.5	75.0	MLDH 0970L30	J100
0.98	2.4	45.0	MLDH 0980P	J100
	8.5	50.0	MLDH 0980L5	J100
	9.8	38.0	MDSS 0098	J103
	15.5	60.0	MLDH 0980L12	J100
	22.5	65.0	MLDH 0980L20	J100
	31.5	75.0	MLDH 0980L30	J100
0.99	2.5	45.0	MLDH 0990P	J100
	8.5	50.0	MLDH 0990L5	J100
	9.8	38.0	MDSS 0099	J103
	15.5	60.0	MLDH 0990L12	J100
	22.5	65.0	MLDH 0990L20	J100
	32.5	75.0	MLDH 0990L30	J100
1.0	2.5	45.0	MLDH 1000P	J100
	3.0	45.0	MDF 0100S2D	J28
	4.5	45.0	MDA 0100S03H03	J86
	4.7	45.2	MDW 0100GS2	J40
	5.7	45.2	MDE 0100S03E02	J13
	6.7	57.2	MDE 0100S03H03	J19
	7.7	49.2	MDE 0100S03E04	J13
	8.5	50.0	MDA 0100S03H05	J86
	8.5	50.0	MLDH 1000L5	J100
	8.7	59.2	MDE 0100S03H05	J19
	10.7	49.2	MDW 0100GS4	J40
	10.8	38.0	MDSS 0100	J103
	11.7	62.2	MDE 0100S03H08	J19
	12.5	55.0	MDA 0100S03H10	J86
	15.5	60.0	MLDH 1000L12	J100
	17.5	60.0	MDA 0100S03H15	J86
	22.5	65.0	MDA 0100S03H20	J86
	22.5	65.0	MLDH 1000L20	J100
	32.5	75.0	MLDH 1000L30	J100
1.05	2.6	45.0	MLDH 1050P	J100
	10.4	55.0	MLDH 1050L5	J100
	16.4	60.0	MLDH 1050L12	J100
	23.4	65.0	MLDH 1050L20	J100
	34.4	80.0	MLDH 1050L30	J100
1.1	2.8	45.0	MLDH 1100P	J101
	3.3	45.0	MDF 0110S2D	J28
	4.6	45.2	MDW 0110GS2	J40
	5.6	45.2	MDE 0110S03E02	J13
	6.4	45.0	MDA 0110S03H03	J86
	6.6	57.2	MDE 0110S03H03	J19
	7.6	49.2	MDE 0110S03E04	J13
	8.6	59.2	MDE 0110S03H05	J19
	10.4	50.0	MDA 0110S03H05	J86
	10.4	55.0	MLDH 1100L5	J101
	10.6	49.2	MDW 0110GS4	J40
	12.6	62.2	MDE 0110S03H08	J19
	16.4	55.0	MDA 0110S03H10	J86

(蓝色文字：扁平刀头　机夹式)

有效长度(LU)为可使用长度的参考标准，加工时请根据沟槽长度(LCF)考虑切屑排出量进行使用。

不同刃径的有效长度一览

●刃径ø1.1～ø1.5mm

刃径 DC	有效长度 LU	全长 OAL	型号	页码
1.1	17.4	60.0	MLDH 1100L12	J101
	19.4	65.0	MDA 0110S03H15	J86
	24.4	70.0	MDA 0110S03H20	J86
	24.4	70.0	MLDH 1100L20	J101
	35.4	80.0	MLDH 1100L30	J101
1.15	2.9	45.0	MLDH 1150P	J101
	10.3	55.0	MLDH 1150L5	J101
	18.3	60.0	MLDH 1150L12	J101
	26.3	70.0	MLDH 1150L20	J101
	37.3	80.0	MLDH 1150L30	J101
1.2	3.0	45.0	MLDH 1200P	J101
	3.6	45.0	MDF 0120S2D	J28
	4.4	45.2	MDW 0120GS2	J40
	6.2	48.0	MDA 0120S03H03	J86
	6.4	45.2	MDE 0120S03E02	J13
	7.4	57.2	MDE 0120S03H03	J19
	8.4	49.2	MDE 0120S03E04	J13
	9.4	59.2	MDE 0120S03H05	J19
	10.2	55.0	MDA 0120S03H05	J86
	10.2	55.0	MLDH 1200L5	J101
	10.4	49.2	MDW 0120GS4	J40
	13.4	62.2	MDE 0120S03H08	J19
	16.2	60.0	MDA 0120S03H10	J86
	18.2	60.0	MLDH 1200L12	J101
	21.2	65.0	MDA 0120S03H15	J86
	27.2	70.0	MDA 0120S03H20	J86
	27.2	70.0	MLDH 1200L20	J101
	39.2	85.0	MLDH 1200L30	J101
1.25	3.1	45.0	MLDH 1250P	J101
	12.1	55.0	MLDH 1250L5	J101
	19.1	65.0	MLDH 1250L12	J101
	28.1	70.0	MLDH 1250L20	J101
	41.1	85.0	MLDH 1250L30	J101
1.3	3.3	45.0	MLDH 1300P	J101
	3.9	45.0	MDF 0130S2D	J28
	4.4	45.3	MDW 0130GS2	J40
	6.1	48.0	MDA 0130S03H03	J86
	6.3	45.2	MDE 0130S03E02	J13
	7.3	57.2	MDE 0130S03H03	J19
	9.3	49.2	MDE 0130S03E04	J13
	10.3	59.2	MDE 0130S03H05	J19
	10.4	49.3	MDW 0130GS4	J40
	12.1	55.0	MDA 0130S03H05	J86
	12.1	55.0	MLDH 1300L5	J101
	14.3	62.2	MDE 0130S03H08	J19
	18.1	60.0	MDA 0130S03H10	J86
	20.1	65.0	MLDH 1300L12	J101
	23.1	65.0	MDA 0130S03H15	J86
	29.1	75.0	MDA 0130S03H20	J86
	29.1	75.0	MLDH 1300L20	J101
	42.1	85.0	MLDH 1300L30	J101
1.35	3.4	45.0	MLDH 1350P	J101
	12.0	55.0	MLDH 1350L5	J101
	21.0	65.0	MLDH 1350L12	J101
	30.0	75.0	MLDH 1350L20	J101
	44.0	90.0	MLDH 1350L30	J101
1.4	3.5	45.0	MLDH 1400P	J101
	4.2	45.0	MDF 0140S2D	J28
	4.2	45.3	MDW 0140GS2	J40
	5.9	48.0	MDA 0140S03H03	J86
	7.2	45.3	MDE 0140S03E02	J13
	8.2	57.3	MDE 0140S03H03	J19
	9.2	49.3	MDE 0140S03E04	J13
	10.2	49.3	MDW 0140GS4	J40
	11.2	59.3	MDE 0140S03H05	J19
	11.9	55.0	MDA 0140S03H05	J86
	11.9	55.0	MLDH 1400L5	J101
	15.2	62.3	MDE 0140S03H08	J19
	17.9	60.0	MDA 0140S03H10	J86
	21.9	65.0	MLDH 1400L12	J101
	25.9	70.0	MDA 0140S03H15	J86
	31.9	75.0	MDA 0140S03H20	J86
	31.9	75.0	MLDH 1400L20	J101
	45.9	90.0	MLDH 1400L30	J101
1.45	3.6	45.0	MLDH 1450P	J101
	13.8	55.0	MLDH 1450L5	J101
	22.8	65.0	MLDH 1450L12	J101
	32.8	75.0	MLDH 1450L20	J101
	46.8	90.0	MLDH 1450L30	J101
1.5	3.8	45.0	MLDH 1500P	J101

(蓝色文字：扁平刀头　机夹式)

●刃径ø1.5～ø1.8mm

刃径 DC	有效长度 LU	全长 OAL	型号	页码
1.5	4.1	45.3	MDW 0150GS2	J40
	4.5	45.0	MDF 0150S2D	J28
	5.8	48.0	MDA 0150S03H03	J86
	7.1	45.3	MDE 0150S03E02	J13
	8.1	63.3	MDW 0150HGS3	J44
	9.1	57.3	MDE 0150S03H03	J19
	10.1	49.3	MDE 0150S03E04	J13
	10.1	49.3	MDW 0150GS4	J40
	12.1	59.3	MDE 0150S03H05	J19
	12.1	70.3	MDW 0150HGS5	J44
	13.8	55.0	MDA 0150S03H05	J86
	13.8	55.0	MLDH 1500L5	J101
	16.1	62.3	MDE 0150S03H08	J19
	16.6	76.3	MDW 0150HGS8	J44
	20.8	65.0	MDA 0150S03H10	J86
	23.8	65.0	MLDH 1500L12	J101
	25.8	70.0	MDA 0150S03H15	J86
	33.8	75.0	MDA 0150S03H20	J86
	33.8	75.0	MLDH 1500L20	J101
	48.8	90.0	MLDH 1500L30	J101
1.55	3.9	45.0	MLDH 1550P	J101
	13.7	55.0	MLDH 1550L5	J101
	23.7	65.0	MLDH 1550L12	J101
	34.7	80.0	MLDH 1550L20	J101
	50.7	95.0	MLDH 1550L30	J101
1.6	4.0	45.0	MLDH 1600P	J101
	4.8	45.0	MDF 0160S2D	J28
	5.9	45.3	MDW 0160GS2	J40
	7.6	50.0	MDA 0160S03H03	J86
	7.9	45.3	MDE 0160S03E02	J13
	8.9	59.3	MDE 0160S03H03	J19
	10.4	63.3	MDW 0160HGS3	J44
	10.9	49.3	MDE 0160S03E04	J13
	11.9	62.3	MDE 0160S03H05	J19
	12.9	49.3	MDW 0160GS4	J40
	13.6	55.0	MDA 0160S03H05	J86
	13.6	55.0	MLDH 1600L5	J101
	16.9	67.3	MDE 0160S03H08	J19
	16.9	70.3	MDW 0160HGS5	J44
	21.9	76.3	MDW 0160HGS8	J44
	22.6	65.0	MDA 0160S03H10	J86
	24.6	70.0	MLDH 1600L12	J101
	29.6	75.0	MDA 0160S03H15	J86
	35.6	80.0	MDA 0160S03H20	J86
	35.6	80.0	MLDH 1600L20	J101
	51.6	95.0	MLDH 1600L30	J101
1.65	4.1	50.0	MLDH 1650P	J101
	15.5	60.0	MLDH 1650L5	J101
	25.5	70.0	MLDH 1650L12	J101
	37.5	80.0	MLDH 1650L20	J101
	53.5	95.0	MLDH 1650L30	J101
1.7	4.3	50.0	MLDH 1700P	J101
	5.1	45.0	MDF 0170S2D	J28
	5.9	45.4	MDW 0170GS2	J40
	7.5	50.0	MDA 0170S03H03	J86
	7.8	45.3	MDE 0170S03E02	J13
	9.8	59.3	MDE 0170S03H03	J19
	10.4	63.4	MDW 0170HGS3	J44
	10.8	49.3	MDE 0170S03E04	J13
	12.8	62.3	MDE 0170S03H05	J19
	12.9	49.4	MDW 0170GS4	J40
	15.5	60.0	MDA 0170S03H05	J86
	15.5	60.0	MLDH 1700L5	J101
	16.9	70.4	MDW 0170HGS5	J44
	17.8	67.3	MDE 0170S03H08	J19
	21.9	76.4	MDW 0170HGS8	J44
	22.5	65.0	MDA 0170S03H10	J86
	26.5	70.0	MLDH 1700L12	J101
	29.5	75.0	MDA 0170S03H15	J86
	38.5	80.0	MDA 0170S03H20	J86
	38.5	80.0	MLDH 1700L20	J101
	55.5	100.0	MLDH 1700L30	J101
1.75	4.4	50.0	MLDH 1750P	J101
	15.4	60.0	MLDH 1750L5	J101
	27.4	70.0	MLDH 1750L12	J101
	39.4	85.0	MLDH 1750L20	J101
	57.4	100.0	MLDH 1750L30	J101
1.8	4.5	50.0	MLDH 1800P	J101
	5.4	45.0	MDF 0180S2D	J28
	5.7	45.4	MDW 0180GS2	J40

(蓝色文字：扁平刀头　机夹式)

●刃径ø1.8～ø2.1mm

刃径 DC	有效长度 LU	全长 OAL	型号	页码
1.8	7.3	50.0	MDA 0180S03H03	J86
	8.6	45.3	MDE 0180S03E02	J13
	9.6	59.3	MDE 0180S03H03	J19
	10.2	63.4	MDW 0180HGS3	J44
	11.6	49.3	MDE 0180S03E04	J13
	12.7	49.4	MDW 0180GS4	J40
	13.6	62.3	MDE 0180S03H05	J19
	15.3	60.0	MDA 0180S03H05	J86
	15.3	60.0	MLDH 1800L5	J101
	16.7	70.4	MDW 0180HGS5	J44
	18.6	67.3	MDE 0180S03H08	J19
	21.7	76.4	MDW 0180HGS8	J44
	25.3	70.0	MDA 0180S03H10	J86
	28.3	70.0	MLDH 1800L12	J101
	32.3	75.0	MDA 0180S03H15	J86
	40.3	85.0	MDA 0180S03H20	J86
	40.3	85.0	MLDH 1800L20	J101
	58.3	100.0	MLDH 1800L30	J101
1.85	4.6	50.0	MLDH 1850P	J101
	17.2	60.0	MLDH 1850L5	J101
	28.2	70.0	MLDH 1850L12	J101
	41.2	85.0	MLDH 1850L20	J101
	59.2	103.0	MLDH 1850L30	J101
1.9	4.8	50.0	MLDH 1900P	J101
	5.6	45.4	MDW 0190GS2	J40
	5.7	45.0	MDF 0190S2D	J28
	7.2	50.0	MDA 0190S03H03	J86
	8.5	45.3	MDE 0190S03E02	J13
	10.1	63.4	MDW 0190HGS3	J44
	10.5	59.3	MDE 0190S03H03	J19
	12.5	49.3	MDE 0190S03E04	J13
	12.6	49.4	MDW 0190GS4	J40
	14.5	62.3	MDE 0190S03H05	J19
	16.6	70.4	MDW 0190HGS5	J44
	17.2	60.0	MDA 0190S03H05	J86
	17.2	60.0	MLDH 1900L5	J101
	19.5	70.3	MDE 0190S03H08	J19
	21.6	76.4	MDW 0190HGS8	J44
	25.2	70.0	MDA 0190S03H10	J86
	29.2	75.0	MLDH 1900L12	J101
	32.2	75.0	MDA 0190S03H15	J86
	43.2	85.0	MDA 0190S03H20	J86
	43.2	85.0	MLDH 1900L20	J101
	60.2	103.0	MLDH 1900L30	J101
1.95	4.9	50.0	MLDH 1950P	J101
	17.1	60.0	MLDH 1950L5	J101
	30.1	75.0	MLDH 1950L12	J101
	44.1	85.0	MLDH 1950L20	J101
	61.1	103.0	MLDH 1950L30	J101
2.0	5.0	50.0	MLDH 2000P	J101
	5.4	45.4	MDW 0200GS2	J40
	6.0	50.0	MDF 0200S2D	J28
	7.0	50.0	MDA 0200S03H03	J86
	9.4	45.4	MDE 0200S03E02	J13
	9.9	63.4	MDW 0200HGS3	J44
	10.5	50.0	MDS 02000SDC3	J97
	11.4	59.4	MDE 0200S03H03	J19
	12.4	49.4	MDW 0200GS4	J40
	13.4	49.4	MDE 0200S03E04	J13
	15.4	62.4	MDE 0200S03H05	J19
	16.4	70.4	MDW 0200HGS5	J44
	17.0	60.0	MDA 0200S03H05	J86
	17.0	60.0	MLDH 2000L5	J101
	21.4	70.4	MDE 0200S03H08	J19
	21.4	76.4	MDW 0200HGS8	J44
	27.0	70.0	MDA 0200S03H10	J86
	31.0	75.0	MLDH 2000L12	J101
	37.0	80.0	MDA 0200S03H15	J86
	45.0	90.0	MDA 0200S03H20	J86
	45.0	90.0	MLDH 2000L20	J101
	63.0	103.0	MLDH 2000L30	J101
2.1	6.3	50.0	MDF 0210S2D	J28
	7.3	45.4	MDW 0210GS2	J40
	9.3	45.4	MDE 0210S03E02	J13
	9.9	55.0	MDA 0210S03H03	J86
	11.3	59.4	MDE 0210S03H03	J19
	12.2	68.3	MDW 0210PHT	J78
	12.3	68.4	MDW 0210HGS3	J44
	13.3	49.4	MDE 0210S03E04	J13
	14.3	49.4	MDW 0210GS4	J40

(蓝色文字：扁平刀头　机夹式)

有效长度(LU)为可使用长度的参考标准，加工时请根据沟槽长度(LCF)考虑切屑排出量进行使用。

不同刃径的有效长度一览

●刃径ø2.1～ø2.489mm

刃径 DC	有效长度 LU	全长 OAL	型号	页码
2.1	15.3	62.4	MDE 0210S03H05	J19
	18.9	65.0	MDA 0210S03H05	J86
	21.3	78.4	MDW 0210HGS5	J44
	22.3	70.4	MDE 0210S03H08	J19
	24.8	81.4	MDW 0210HGS8	J44
	26.9	70.0	MDA 0210S03H10	J86
	35.3	88.4	MDW 0210XHGS10	J78
	36.9	80.0	MDA 0210S03H15	J86
	45.3	98.4	MDW 0210XHGS15	J78
	46.9	95.0	MDA 0210S03H20	J86
	58.3	111.4	MDW 0210XHGS20	J78
	70.3	123.4	MDW 0210XHGS25	J78
	83.3	136.4	MDW 0210XHGS30	J78
2.2	6.6	50.0	MDF 0220S2D	J28
	7.2	45.5	MDW 0220GS2	J40
	9.7	55.0	MDA 0220S03H03	J86
	10.1	45.4	MDE 0220S03E02	J13
	12.0	68.3	MDW 0220PHT	J78
	12.1	59.4	MDE 0220S03H03	J19
	12.2	68.5	MDW 0220HGS3	J44
	14.1	49.4	MDE 0220S03E04	J13
	14.2	49.5	MDW 0220GS4	J40
	16.1	62.4	MDE 0220S03H05	J19
	18.7	65.0	MDA 0220S03H05	J86
	21.2	78.5	MDW 0220HGS5	J44
	23.1	70.4	MDE 0220S03H08	J19
	24.7	81.5	MDW 0220HGS8	J44
	28.7	75.0	MDA 0220S03H10	J86
	35.1	88.4	MDW 0220XHGS10	J78
	38.7	85.0	MDA 0220S03H15	J86
	45.1	98.4	MDW 0220XHGS15	J78
	47.7	95.0	MDA 0220S03H20	J86
	58.1	111.4	MDW 0220XHGS20	J78
	70.1	123.4	MDW 0220XHGS25	J78
	83.1	136.4	MDW 0220XHGS30	J78
2.3	6.9	50.0	MDF 0230S2D	J28
	7.1	45.5	MDW 0230GS2	J40
	9.6	55.0	MDA 0230S03H03	J86
	10.0	45.4	MDE 0230S03E02	J13
	11.9	68.3	MDW 0230PHT	J78
	12.0	63.4	MDE 0230S03H03	J19
	12.1	68.5	MDW 0230HGS3	J44
	14.0	49.4	MDE 0230S03E04	J13
	14.1	49.5	MDW 0230GS4	J40
	17.0	68.4	MDE 0230S03H05	J19
	20.6	65.0	MDA 0230S03H05	J86
	21.1	78.5	MDW 0230HGS5	J44
	24.0	75.4	MDE 0230S03H08	J19
	24.6	81.5	MDW 0230HGS8	J44
	28.6	75.0	MDA 0230S03H10	J86
	35.0	88.4	MDW 0230XHGS10	J78
	41.6	85.0	MDA 0230S03H15	J86
	45.0	98.4	MDW 0230XHGS15	J78
	49.6	100.0	MDA 0230S03H20	J86
	58.0	111.4	MDW 0230XHGS20	J78
	70.0	123.4	MDW 0230XHGS25	J78
	83.0	136.4	MDW 0230XHGS30	J78
2.4	6.9	45.5	MDW 0240GS2	J40
	7.2	50.0	MDF 0240S2D	J28
	9.4	55.0	MDA 0240S03H03	J86
	10.8	45.4	MDE 0240S03E02	J13
	11.7	68.3	MDW 0240PHT	J78
	11.9	68.5	MDW 0240HGS3	J44
	12.8	63.4	MDE 0240S03H03	J19
	13.9	49.5	MDW 0240GS4	J40
	14.8	49.4	MDE 0240S03E04	J13
	17.8	68.4	MDE 0240S03H05	J19
	20.4	65.0	MDA 0240S03H05	J86
	20.9	78.5	MDW 0240HGS5	J44
	24.4	81.5	MDW 0240HGS8	J44
	24.8	75.4	MDE 0240S03H08	J19
	31.4	75.0	MDA 0240S03H10	J86
	34.8	88.4	MDW 0240XHGS10	J78
	41.4	85.0	MDA 0240S03H15	J86
	44.8	98.4	MDW 0240XHGS15	J78
	52.4	100.0	MDA 0240S03H20	J86
	57.8	111.4	MDW 0240XHGS20	J78
	69.8	123.4	MDW 0240XHGS25	J78
	82.8	136.4	MDW 0240XHGS30	J78
2.489	12.47	50.2	MDS 02489SDC3	J97

(蓝色文字：扁平刀头　机夹式)

●刃径ø2.5～ø2.8mm

刃径 DC	有效长度 LU	全长 OAL	型号	页码
2.5	6.8	45.5	MDW 0250GS2	J40
	7.5	50.0	MDF 0250S2D	J28
	9.3	55.0	MDA 0250S03H03	J86
	10.8	45.5	MDE 0250S03E02	J13
	11.6	68.3	MDW 0250PHT	J78
	11.8	68.5	MDW 0250HGS3	J44
	13.8	49.5	MDW 0250GS4	J40
	13.8	63.5	MDE 0250S03H03	J19
	14.8	49.5	MDE 0250S03E04	J13
	18.8	68.5	MDE 0250S03H05	J19
	20.8	78.5	MDW 0250HGS5	J44
	22.3	65.0	MDA 0250S03H05	J86
	24.3	81.5	MDW 0250HGS8	J44
	25.8	75.5	MDE 0250S03H08	J19
	31.3	75.0	MDA 0250S03H10	J86
	34.8	88.5	MDW 0250XHGS10	J78
	37.8	91.5	MDW 0250XHGS12	J78
	41.3	85.0	MDA 0250S03H15	J86
	44.8	98.5	MDW 0250XHGS15	J78
	56.3	105.0	MDA 0250S03H20	J86
	57.8	111.5	MDW 0250XHGS20	J78
	69.8	123.5	MDW 0250XHGS25	J78
	82.8	136.5	MDW 0250XHGS30	J78
2.6	7.8	50.0	MDF 0260S2D	J28
	9.6	45.5	MDW 0260GS2	J40
	11.1	60.0	MDA 0260S03H03	J86
	11.6	45.5	MDE 0260S03E02	J13
	13.6	63.5	MDE 0260S03H03	J19
	13.9	68.3	MDW 0260PHT	J78
	14.1	68.5	MDW 0260HGS3	J44
	15.6	49.5	MDE 0260S03E04	J13
	15.6	49.5	MDW 0260GS4	J40
	18.6	68.5	MDE 0260S03H05	J19
	22.1	70.0	MDA 0260S03H05	J86
	24.6	78.5	MDW 0260HGS5	J44
	26.6	75.5	MDE 0260S03H08	J19
	29.6	81.5	MDW 0260HGS8	J44
	34.1	80.0	MDA 0260S03H10	J86
	41.6	93.5	MDW 0260XHGS10	J78
	46.1	90.0	MDA 0260S03H15	J86
	56.6	108.5	MDW 0260XHGS15	J78
	57.1	105.0	MDA 0260S03H20	J86
	71.6	123.5	MDW 0260XHGS20	J78
	86.6	138.5	MDW 0260XHGS25	J78
	101.6	153.5	MDW 0260XHGS30	J78
2.7	8.1	50.0	MDF 0270S2D	J28
	9.6	45.6	MDW 0270GS2	J40
	11.0	60.0	MDA 0270S03H03	J86
	11.5	45.5	MDE 0270S03E02	J13
	13.9	68.4	MDW 0270PHT	J78
	14.1	68.6	MDW 0270HGS3	J44
	14.5	68.5	MDE 0270S03H03	J19
	15.5	49.5	MDE 0270S03E04	J13
	15.6	49.6	MDW 0270GS4	J40
	19.5	78.5	MDE 0270S03H05	J19
	24.0	70.0	MDA 0270S03H05	J86
	24.6	78.6	MDW 0270HGS5	J44
	27.5	81.5	MDE 0270S03H08	J19
	29.6	81.6	MDW 0270HGS8	J44
	34.0	80.0	MDA 0270S03H10	J86
	41.5	93.5	MDW 0270XHGS10	J78
	46.0	90.0	MDA 0270S03H15	J86
	56.5	108.5	MDW 0270XHGS15	J78
	59.0	105.0	MDA 0270S03H20	J86
	71.5	123.5	MDW 0270XHGS20	J78
	86.5	138.5	MDW 0270XHGS25	J78
	101.5	153.5	MDW 0270XHGS30	J78
2.76	8.3	50.0	MDF 0276S2D	J28
	11.3	45.5	MDE 0276S03E02	J13
	20.3	78.5	MDE 0276S03H05	J19
2.78	8.3	50.0	MDF 0278S2D	J28
	11.3	45.5	MDE 0278S03E02	J13
	20.3	78.5	MDE 0278S03H05	J19
2.8	8.4	50.0	MDF 0280S2D	J28
	9.4	45.6	MDW 0280GS2	J40
	10.8	60.0	MDA 0280S03H03	J86
	11.3	45.5	MDE 0280S03E02	J13
	13.7	68.4	MDW 0280PHT	J78
	13.9	68.6	MDW 0280HGS3	J44
	14.3	68.5	MDE 0280S03H03	J19

(蓝色文字：扁平刀头　机夹式)

●刃径ø2.8～ø3.1mm

刃径 DC	有效长度 LU	全长 OAL	型号	页码
2.8	15.3	49.5	MDE 0280S03E04	J13
	15.4	49.6	MDW 0280GS4	J40
	20.3	78.5	MDE 0280S03H05	J19
	23.8	70.0	MDA 0280S03H05	J86
	24.4	78.6	MDW 0280HGS5	J44
	28.3	81.5	MDE 0280S03H08	J19
	29.4	81.6	MDW 0280HGS8	J44
	35.8	80.0	MDA 0280S03H10	J86
	41.3	93.5	MDW 0280XHGS10	J78
	50.8	95.0	MDA 0280S03H15	J86
	56.3	108.5	MDW 0280XHGS15	J78
	60.8	110.0	MDA 0280S03H20	J86
	71.3	123.5	MDW 0280XHGS20	J78
	86.3	138.5	MDW 0280XHGS25	J78
	101.3	153.5	MDW 0280XHGS30	J78
2.9	8.7	50.0	MDF 0290S2D	J28
	9.3	45.6	MDW 0290GS2	J40
	10.7	60.0	MDA 0290S03H03	J86
	11.2	45.5	MDE 0290S03E02	J13
	13.6	68.4	MDW 0290PHT	J78
	13.8	68.6	MDW 0290HGS3	J44
	15.2	49.5	MDE 0290S03E04	J13
	15.2	68.5	MDE 0290S03H03	J19
	15.3	49.6	MDW 0290GS4	J40
	21.2	78.5	MDE 0290S03H05	J19
	24.3	78.6	MDW 0290HGS5	J44
	25.7	70.0	MDA 0290S03H05	J86
	29.2	81.5	MDE 0290S03H08	J19
	29.3	81.6	MDW 0290HGS8	J44
	35.7	80.0	MDA 0290S03H10	J86
	41.2	93.5	MDW 0290XHGS10	J78
	50.7	95.0	MDA 0290S03H15	J86
	56.2	108.5	MDW 0290XHGS15	J78
	62.7	110.0	MDA 0290S03H20	J86
	71.2	123.5	MDW 0290XHGS20	J78
	86.2	138.5	MDW 0290XHGS25	J78
	101.2	153.5	MDW 0290XHGS30	J78
3.0	9.0	45.5	MDE 0300S03E02	J13
	9.0	50.0	MDF 0300S2D	J28
	9.0	100.0	MDF 0300L2D	J32
	9.1	45.6	MDW 0300GS2	J40
	10.5	60.0	MDA 0300S03H03	J86
	12.0	68.0	MDF 0300H3D	J34
	13.4	68.4	MDW 0300PHT	J78
	13.5	68.5	MDW 0300HX3	J64
	13.6	49.6	MDW 0300SGS3	J75
	13.6	68.6	MDW 0300HGS3	J44
	13.6	68.6	MDW 0300NHGS3	J93
	14.0	68.5	MDE 0300S03H03	J19
	14.0	68.5	MDM 0300S03H03	J56
	14.5	50.5	MDS 03000SDC3	J97
	15.0	49.5	MDE 0300S03E04	J13
	15.1	49.6	MDW 0300GS4	J40
	18.0	78.0	MDF 0300H5D	J34
	19.0	62.0	SDP 0300U3HA	J5-3
	19.0	62.0	SDP 0300U3HAK	J5-5
	24.0	78.5	MDE 0300S03H05	J19
	24.0	78.5	MDM 0300S03H05	J56
	24.0	78.5	MDW 0300HX5	J64
	24.1	78.6	MDW 0300HGS5	J44
	24.1	78.6	MDW 0300NHGS5	J93
	25.5	70.0	MDA 0300S03H05	J86
	26.0	66.0	SDP 0300U5HA	J5-3
	26.0	66.0	SDP 0300U5HAK	J5-5
	29.0	81.5	MDE 0300S03H08	J19
	29.0	81.5	MDW 0300HX8	J64
	29.1	81.6	MDW 0300HGS8	J44
	30.0	70.0	SDP 0300U7HAK	J5-5
	37.5	82.0	MDA 0300S03H10	J86
	38.1	92.6	MDW 0300NHGS10	J93
	41.0	93.5	MDW 0300XHGS10	J78
	47.0	99.5	MDW 0300XHGS12	J78
	53.5	98.0	MDA 0300S03H15	J86
	56.0	108.5	MDW 0300XHGS15	J78
	64.5	110.0	MDA 0300S03H20	J86
	71.0	123.5	MDW 0300XHGS20	J78
	86.0	138.5	MDW 0300XHGS25	J78
	101.0	153.5	MDW 0300XHGS30	J78
3.1	9.3	50.0	MDF 0310S2D	J28
	9.3	100.0	MDF 0310L2D	J32

(蓝色文字：扁平刀头　机夹式)

有效长度(LU)为可使用长度的参考标准，加工时请根据沟槽长度(LCF)考虑切屑排出量进行使用。

不同刃径的有效长度一览

●刃径ø3.1～ø3.3mm

刃径 DC	有效长度 LU	全长 OAL	型号	页码
3.1	12.4	72.0	MDF 0310H3D	J34
	15.0	54.6	MDE 0310S04E02	J13
	15.0	54.6	MDW 0310GS2	J40
	15.8	72.4	MDA 0310S04H03	J87
	15.8	72.4	MDW 0310PHT	J78
	16.0	72.6	MDE 0310S04H03	J19
	16.0	72.6	MDM 0310S04H03	J56
	16.0	72.6	MDW 0310HGS3	J44
	16.0	72.6	MDW 0310HX3	J64
	18.6	86.0	MDF 0310H5D	J34
	19.0	62.0	SDP 0310U3HA	J5-3
	19.0	62.0	SDP 0310U3HAK	J5-5
	20.0	60.6	MDE 0310S04E04	J13
	20.0	60.6	MDW 0310GS4	J40
	26.0	66.0	SDP 0310U5HA	J5-3
	26.0	66.0	SDP 0310U5HAK	J5-5
	27.8	86.4	MDA 0310S04H05	J87
	28.0	86.6	MDE 0310S04H05	J19
	28.0	86.6	MDM 0310S04H05	J56
	28.0	86.6	MDW 0310HGS5	J44
	28.0	86.6	MDW 0310HX5	J64
	28.0	86.6	MDW 0310NHGS5	J93
	30.0	70.0	SDP 0310U7HAK	J5-5
	34.5	92.6	MDE 0310S04H08	J19
	34.5	92.6	MDW 0310HGS8	J44
	44.9	106.6	MDA 0310S04H10	J87
	49.0	103.6	MDW 0310XHGS10	J78
	64.0	118.6	MDW 0310XHGS15	J78
	82.0	136.6	MDW 0310XHGS20	J78
	99.0	153.6	MDW 0310XHGS25	J78
	117.0	171.6	MDW 0310XHGS30	J78
3.17	19.0	62.0	SDP 0317U3HA	J5-3
	19.0	62.0	SDP 0317U3HAK	J5-5
	26.0	66.0	SDP 0317U5HA	J5-3
	26.0	66.0	SDP 0317U5HAK	J5-5
	30.0	70.0	SDP 0317U7HAK	J5-5
3.2	9.6	50.0	MDF 0320S2D	J28
	9.6	100.0	MDF 0320L2D	J32
	12.8	72.0	MDF 0320H3D	J34
	14.8	54.6	MDE 0320S04E02	J13
	14.9	54.7	MDW 0320GS2	J40
	15.6	72.4	MDA 0320S04H03	J87
	15.6	72.4	MDW 0320PHT	J78
	15.8	72.6	MDE 0320S04H03	J19
	15.8	72.6	MDM 0320S04H03	J56
	15.8	72.6	MDW 0320HX3	J64
	15.9	72.7	MDW 0320HGS3	J44
	15.9	72.7	MDW 0320NHGS3	J93
	19.0	62.0	SDP 0320U3HA	J5-3
	19.0	62.0	SDP 0320U3HAK	J5-5
	19.2	86.0	MDF 0320H5D	J34
	19.8	60.6	MDE 0320S04E04	J13
	19.9	60.7	MDW 0320GS4	J40
	26.0	66.0	SDP 0320U5HA	J5-3
	26.0	66.0	SDP 0320U5HAK	J5-5
	27.6	86.4	MDA 0320S04H05	J87
	27.8	86.6	MDE 0320S04H05	J19
	27.8	86.6	MDM 0320S04H05	J56
	27.8	86.6	MDW 0320HX5	J64
	27.9	86.7	MDW 0320HGS5	J44
	27.9	86.7	MDW 0320NHGS5	J93
	30.0	70.0	SDP 0320U7HAK	J5-5
	34.3	92.6	MDE 0320S04H08	J19
	34.4	92.7	MDW 0320HGS8	J44
	44.8	106.6	MDA 0320S04H10	J87
	44.9	106.7	MDW 0320NHGS10	J93
	48.8	103.6	MDW 0320XHGS10	J78
	63.8	118.6	MDW 0320XHGS15	J78
	81.8	136.6	MDW 0320XHGS20	J78
	98.8	153.6	MDW 0320XHGS25	J78
	116.8	171.6	MDW 0320XHGS30	J78
3.25	19.0	62.0	SDP 0325U3HA	J5-3
	19.0	62.0	SDP 0325U3HAK	J5-5
	26.0	66.0	SDP 0325U5HA	J5-3
	26.0	66.0	SDP 0325U5HAK	J5-5
	30.0	70.0	SDP 0325U7HAK	J5-5
3.3	9.9	50.0	MDF 0330S2D	J28
	9.9	100.0	MDF 0330L2D	J32
	13.2	72.0	MDF 0330H3D	J34
	14.7	54.6	MDE 0330S04E02	J13

(蓝色文字：扁平刀头　机夹式)

●刃径ø3.3～ø3.5mm

刃径 DC	有效长度 LU	全长 OAL	型号	页码
3.3	14.8	54.7	MDW 0330GS2	J40
	15.5	72.4	MDA 0330S04H03	J87
	15.5	72.4	MDW 0330PHT	J78
	15.7	72.6	MDE 0330S04H03	J19
	15.7	72.6	MDM 0330S04H03	J56
	15.7	72.6	MDW 0330HX3	J64
	15.8	72.7	MDW 0330HGS3	J44
	15.8	72.7	MDW 0330NHGS3	J93
	16.8	61.7	MDS 03300SDC3	J97
	19.0	62.0	SDP 0330U3HA	J5-3
	19.0	62.0	SDP 0330U3HAK	J5-5
	19.7	60.6	MDE 0330S04E04	J13
	19.8	60.7	MDW 0330GS4	J40
	19.8	86.0	MDF 0330H5D	J34
	26.0	66.0	SDP 0330U5HA	J5-3
	26.0	66.0	SDP 0330U5HAK	J5-5
	27.5	86.4	MDA 0330S04H05	J87
	27.7	86.6	MDE 0330S04H05	J19
	27.7	86.6	MDM 0330S04H05	J56
	27.7	86.6	MDW 0330HX5	J64
	27.8	86.7	MDW 0330HGS5	J44
	27.8	86.7	MDW 0330NHGS5	J93
	30.0	70.0	SDP 0330U7HAK	J5-5
	34.2	92.6	MDE 0330S04H08	J19
	34.3	92.7	MDW 0330HGS8	J44
	48.7	103.6	MDW 0330XHGS10	J78
	63.7	118.6	MDW 0330XHGS15	J78
	81.7	136.6	MDW 0330XHGS20	J78
	98.7	153.6	MDW 0330XHGS25	J78
	116.7	171.6	MDW 0330XHGS30	J78
3.4	10.2	50.0	MDF 0340S2D	J28
	10.2	100.0	MDF 0340L2D	J32
	13.6	72.0	MDF 0340H3D	J34
	14.5	54.6	MDE 0340S04E02	J13
	14.6	54.7	MDW 0340GS2	J40
	15.4	72.5	MDW 0340PHT	J78
	15.5	72.6	MDE 0340S04H03	J19
	15.5	72.6	MDM 0340S04H03	J56
	15.5	72.6	MDW 0340HX3	J64
	15.6	72.7	MDW 0340HGS3	J44
	19.0	62.0	SDP 0340U3HA	J5-3
	19.0	62.0	SDP 0340U3HAK	J5-5
	19.5	60.6	MDE 0340S04E04	J13
	19.6	60.7	MDW 0340GS4	J40
	20.4	86.0	MDF 0340H5D	J34
	26.0	66.0	SDP 0340U5HA	J5-3
	26.0	66.0	SDP 0340U5HAK	J5-5
	27.4	86.5	MDA 0340S04H05	J87
	27.5	86.6	MDE 0340S04H05	J19
	27.5	86.6	MDM 0340S04H05	J56
	27.5	86.6	MDW 0340HX5	J64
	27.6	86.7	MDW 0340HGS5	J44
	27.6	86.7	MDW 0340NHGS5	J93
	34.0	92.6	MDE 0340S04H08	J19
	34.1	92.7	MDW 0340HGS8	J44
	35.5	75.0	SDP 0340U7HAK	J5-5
	44.5	106.6	MDA 0340S04H10	J87
	44.6	106.7	MDW 0340NHGS10	J93
	48.5	103.6	MDW 0340XHGS10	J78
	63.5	118.6	MDW 0340XHGS15	J78
	81.5	136.6	MDW 0340XHGS20	J78
	98.5	153.6	MDW 0340XHGS25	J78
	116.5	171.6	MDW 0340XHGS30	J78
3.5	10.5	50.0	MDF 0350S2D	J28
	10.5	100.0	MDF 0350L2D	J32
	14.0	72.0	MDF 0350H3D	J34
	14.4	54.6	MDE 0350S04E02	J13
	14.5	54.7	MDW 0350GS2	J40
	15.2	72.5	MDA 0350S04H03	J87
	15.3	72.5	MDW 0350PHT	J78
	15.4	72.6	MDE 0350S04H03	J19
	15.4	72.6	MDM 0350S04H03	J56
	15.4	72.6	MDW 0350HX3	J64
	15.5	60.7	MDW 0350SGS3	J75
	15.5	72.7	MDW 0350HGS3	J44
	15.5	72.7	MDW 0350NHGS3	J93
	19.0	62.0	SDP 0350U3HA	J5-3
	19.0	62.0	SDP 0350U3HAK	J5-5
	19.4	60.6	MDE 0350S04E04	J13
	19.5	60.7	MDW 0350GS4	J40

(蓝色文字：扁平刀头　机夹式)

●刃径ø3.5～ø3.68mm

刃径 DC	有效长度 LU	全长 OAL	型号	页码
3.5	21.0	86.0	MDF 0350H5D	J34
	26.0	66.0	SDP 0350U5HA	J5-3
	26.0	66.0	SDP 0350U5HAK	J5-5
	27.2	86.5	MDA 0350S04H05	J87
	27.4	86.6	MDE 0350S04H05	J19
	27.4	86.6	MDM 0350S04H05	J56
	27.4	86.6	MDW 0350HX5	J64
	27.5	86.7	MDW 0350HGS5	J44
	27.5	86.7	MDW 0350NHGS5	J93
	33.9	92.6	MDE 0350S04H08	J19
	33.9	92.6	MDW 0350HX8	J64
	34.0	92.7	MDW 0350HGS8	J44
	35.5	75.0	SDP 0350U7HAK	J5-5
	44.4	106.6	MDA 0350S04H10	J87
	44.5	106.7	MDW 0350NHGS10	J93
	48.4	103.6	MDW 0350XHGS10	J78
	53.4	108.6	MDW 0350XHGS12	J78
	63.4	118.6	MDW 0350XHGS15	J78
	81.4	136.6	MDW 0350XHGS20	J78
	98.4	153.6	MDW 0350XHGS25	J78
	116.4	171.6	MDW 0350XHGS30	J78
3.57	19.0	62.0	SDP 0357U3HA	J5-3
	19.0	62.0	SDP 0357U3HAK	J5-5
	26.0	66.0	SDP 0357U5HA	J5-3
	26.0	66.0	SDP 0357U5HAK	J5-5
	35.5	75.0	SDP 0357U7HAK	J5-5
3.6	10.8	50.0	MDF 0360S2D	J28
	10.8	100.0	MDF 0360L2D	J32
	14.4	72.0	MDF 0360H3D	J34
	16.3	54.7	MDE 0360S04E02	J13
	16.3	54.7	MDW 0360GS2	J40
	17.6	72.5	MDW 0360PHT	J78
	17.8	72.7	MDE 0360S04H03	J19
	17.8	72.7	MDM 0360S04H03	J56
	17.8	72.7	MDW 0360HGS3	J44
	17.8	72.7	MDW 0360HX3	J64
	19.0	62.0	SDP 0360U3HA	J5-3
	19.0	62.0	SDP 0360U3HAK	J5-5
	21.6	86.0	MDF 0360H5D	J34
	22.3	60.7	MDE 0360S04E04	J13
	22.3	60.7	MDW 0360GS4	J40
	26.0	66.0	SDP 0360U5HA	J5-3
	26.0	66.0	SDP 0360U5HAK	J5-5
	31.1	86.5	MDA 0360S04H05	J87
	31.3	86.7	MDE 0360S04H05	J19
	31.3	86.7	MDM 0360S04H05	J56
	31.3	86.7	MDW 0360HGS5	J44
	31.3	86.7	MDW 0360HX5	J64
	31.3	86.7	MDW 0360NHGS5	J93
	35.5	75.0	SDP 0360U7HAK	J5-5
	39.3	92.7	MDE 0360S04H08	J19
	39.3	92.7	MDW 0360HGS8	J44
	51.3	106.7	MDA 0360S04H10	J87
	51.3	106.7	MDW 0360NHGS10	J93
	55.3	108.7	MDW 0360XHGS10	J78
	75.3	128.7	MDW 0360XHGS15	J78
	95.3	148.7	MDW 0360XHGS20	J78
	115.3	168.7	MDW 0360XHGS25	J78
	135.3	188.7	MDW 0360XHGS30	J78
3.64	19.0	62.0	SDP 0364U3HA	J5-3
	19.0	62.0	SDP 0364U3HAK	J5-5
	26.0	66.0	SDP 0364U5HA	J5-3
	26.0	66.0	SDP 0364U5HAK	J5-5
	35.5	75.0	SDP 0364U7HAK	J5-5
3.65	17.4	72.5	MDA 0365S04H03	J87
	17.8	72.8	MDW 0365NHGS3	J93
	30.9	86.5	MDA 0365S04H05	J87
	31.3	86.8	MDW 0365NHGS5	J93
3.66	10.9	50.0	MDF 0366S2D	J28
	16.2	54.7	MDE 0366S04E02	J13
	19.0	62.0	SDP 0366U3HA	J5-3
	19.0	62.0	SDP 0366U3HAK	J5-5
	26.0	66.0	SDP 0366U5HA	J5-3
	26.0	66.0	SDP 0366U5HAK	J5-5
	30.9	86.5	MDA 0366S04H05	J87
	31.2	86.7	MDE 0366S04H05	J19
	31.3	86.8	MDW 0366NHGS5	J93
	35.5	75.0	SDP 0366U7HAK	J5-5
3.68	11.0	50.0	MDF 0368S2D	J28
	16.2	54.7	MDE 0368S04E02	J13

(蓝色文字：扁平刀头　机夹式)

有效长度(LU)为可使用长度的参考标准，加工时请根据沟槽长度(LCF)考虑切屑排出量进行使用。

不同刃径的有效长度一览

●刃径ø3.68～ø3.9mm

刃径 DC	有效长度 LU	全长 OAL	型号	页码
3.68	19.0	62.0	SDP 0368U3HAK	J5-5
	26.0	66.0	SDP 0368U5HAK	J5-5
	31.2	86.7	MDE 0368S04H05	J19
	35.5	75.0	SDP 0368U7HAK	J5-5
3.7	11.1	50.0	MDF 0370S2D	J28
	11.1	100.0	MDF 0370L2D	J32
	14.8	72.0	MDF 0370H3D	J34
	16.2	54.7	MDE 0370S04E02	J13
	16.3	54.8	MDW 0370GS2	J40
	17.5	72.5	MDW 0370PHT	J79
	17.7	72.7	MDE 0370S04H03	J19
	17.7	72.7	MDM 0370S04H03	J56
	17.7	72.7	MDW 0370HX3	J64
	17.8	72.8	MDW 0370HGS3	J44
	19.0	62.0	SDP 0377U3HA	J5-3
	19.0	62.0	SDP 0377U3HAK	J5-5
	22.2	60.7	MDE 0370S04E04	J13
	22.2	86.0	MDF 0370H5D	J34
	22.3	60.8	MDW 0370GS4	J40
	26.0	16.0	SDP 0377U5HAK	J5-5
	26.0	66.0	SDP 0377U5HA	J5-3
	30.9	86.5	MDA 0370S04H05	J87
	31.2	86.7	MDE 0370S04H05	J19
	31.2	86.7	MDM 0370S04H05	J56
	31.2	86.7	MDW 0370HX5	J64
	31.3	86.8	MDW 0370HGS5	J44
	31.3	86.8	MDW 0370NHGS5	J93
	35.5	75.0	SDP 0377U7HAK	J5-5
	39.2	92.7	MDE 0370S04H08	J19
	39.3	92.8	MDW 0370HGS8	J44
	55.2	108.7	MDW 0370XHGS10	J79
	75.2	128.7	MDW 0370XHGS15	J79
	95.2	148.7	MDW 0370XHGS20	J79
	115.2	168.7	MDW 0370XHGS25	J79
	135.2	188.7	MDW 0370XHGS30	J79
3.8	11.4	50.0	MDF 0380S2D	J28
	11.4	100.0	MDF 0380L2D	J32
	15.2	72.0	MDF 0380H3D	J34
	16.0	54.7	MDE 0380S04E02	J13
	16.1	54.8	MDW 0380GS2	J40
	17.3	72.5	MDW 0380PHT	J79
	17.5	72.7	MDE 0380S04H03	J20
	17.5	72.7	MDM 0380S04H03	J56
	17.5	72.7	MDW 0380HX3	J64
	17.6	72.8	MDW 0380HGS3	J44
	22.0	60.7	MDE 0380S04E04	J13
	22.1	60.8	MDW 0380GS4	J40
	22.8	86.0	MDF 0380H5D	J34
	23.0	66.0	SDP 0380U3HA	J5-3
	23.0	66.0	SDP 0380U3HAK	J5-5
	30.8	86.5	MDA 0380S04H05	J87
	31.0	86.7	MDE 0380S04H05	J20
	31.0	86.7	MDM 0380S04H05	J56
	31.0	86.7	MDW 0380HX5	J64
	31.1	86.8	MDW 0380HGS5	J44
	31.1	86.8	MDW 0380NHGS5	J93
	35.0	74.0	SDP 0380U5HA	J5-3
	35.0	74.0	SDP 0380U5HAK	J5-5
	37.5	75.0	SDP 0380U7HAK	J5-5
	39.0	92.7	MDE 0380S04H08	J20
	39.1	92.8	MDW 0380HGS8	J44
	55.0	108.7	MDW 0380XHGS10	J79
	75.0	128.7	MDW 0380XHGS15	J79
	95.0	148.7	MDW 0380XHGS20	J79
	115.0	168.7	MDW 0380XHGS25	J79
	135.0	188.7	MDW 0380XHGS30	J79
3.9	11.7	50.0	MDF 0390S2D	J28
	11.7	100.0	MDF 0390L2D	J32
	15.6	72.0	MDF 0390H3D	J34
	15.9	54.7	MDE 0390S04E02	J13
	16.0	54.8	MDW 0390GS2	J40
	17.2	72.5	MDW 0390PHT	J79
	17.4	72.7	MDE 0390S04H03	J20
	17.4	72.7	MDM 0390S04H03	J56
	17.4	72.7	MDW 0390HX3	J64
	17.5	72.8	MDW 0390HGS3	J44
	21.9	60.7	MDE 0390S04E04	J13
	22.0	60.8	MDW 0390GS4	J40
	23.0	66.0	SDP 0390U3HA	J5-3
	23.0	66.0	SDP 0390U3HAK	J5-5

(蓝色文字：扁平刀头　机夹式)

●刃径ø3.9～ø4.1mm

刃径 DC	有效长度 LU	全长 OAL	型号	页码
3.9	23.4	86.0	MDF 0390H5D	J34
	30.7	86.5	MDA 0390S04H05	J87
	30.9	86.7	MDE 0390S04H05	J20
	30.9	86.7	MDM 0390S04H05	J56
	30.9	86.7	MDW 0390HX5	J64
	31.0	86.8	MDW 0390HGS5	J44
	31.0	86.8	MDW 0390NHGS5	J93
	35.0	74.0	SDP 0390U5HA	J5-3
	35.0	74.0	SDP 0390U5HAK	J5-5
	37.5	75.0	SDP 0390U7HAK	J5-5
	38.9	92.7	MDE 0390S04H08	J20
	39.0	92.8	MDW 0390HGS8	J44
	51.0	106.8	MDW 0390NHGS10	J93
	54.9	108.7	MDW 0390XHGS10	J79
	74.9	128.7	MDW 0390XHGS15	J79
	94.9	148.7	MDW 0390XHGS20	J79
	114.9	168.7	MDW 0390XHGS25	J79
	134.9	188.7	MDW 0390XHGS30	J79
3.97	23.0	66.0	SDP 0397U3HA	J5-3
	23.0	66.0	SDP 0397U3HAK	J5-5
	35.0	74.0	SDP 0397U5HA	J5-3
	35.0	74.0	SDP 0397U5HAK	J5-5
	37.5	75.0	SDP 0397U7HAK	J5-5
4.0	12.0	50.0	MDF 0400S2D	J28
	12.0	100.0	MDF 0400L2D	J32
	15.7	54.7	MDE 0400S04E02	J13
	15.8	54.8	MDW 0400GS2	J40
	16.0	72.0	MDF 0400H3D	J34
	17.0	72.5	MDA 0400S04H03	J87
	17.0	72.5	MDW 0400PHT	J79
	17.2	72.7	MDE 0400S04H03	J20
	17.2	72.7	MDM 0400S04H03	J56
	17.2	72.7	MDW 0400HX3	J64
	17.3	60.8	MDW 0400SGS3	J75
	17.3	72.8	MDW 0400HGS3	J44
	17.3	72.8	MDW 0400NHGS3	J93
	18.5	62.0	MDS 04000SDC3	J97
	21.7	60.7	MDE 0400S04E04	J13
	21.8	60.8	MDW 0400GS4	J40
	23.0	66.0	SDP 0400U3HA	J5-3
	23.0	66.0	SDP 0400U3HAK	J5-5
	24.0	86.0	MDF 0400H5D	J34
	30.5	86.5	MDA 0400S04H05	J87
	30.7	86.7	MDE 0400S04H05	J20
	30.7	86.7	MDM 0400S04H05	J56
	30.7	86.7	MDW 0400HX5	J64
	30.8	86.8	MDW 0400HGS5	J44
	30.8	86.8	MDW 0400NHGS5	J93
	35.0	74.0	SDP 0400U5HA	J5-3
	35.0	74.0	SDP 0400U5HAK	J5-5
	37.5	75.0	SDP 0400U7HAK	J5-5
	38.7	92.7	MDE 0400S04H08	J20
	38.7	92.7	MDW 0400HX8	J64
	38.8	92.8	MDW 0400HGS8	J44
	50.7	106.7	MDA 0400S04H10	J87
	50.8	106.8	MDW 0400NHGS10	J93
	54.7	108.7	MDW 0400XHGS10	J79
	62.7	116.7	MDW 0400XHGS12	J79
	74.7	128.7	MDW 0400XHGS15	J79
	94.7	148.7	MDW 0400XHGS20	J79
	114.7	168.7	MDW 0400XHGS25	J79
	134.7	188.7	MDW 0400XHGS30	J79
4.1	12.3	60.0	MDF 0410S2D	J28
	12.3	100.0	MDF 0410L2D	J32
	16.4	80.0	MDF 0410H3D	J34
	17.6	61.7	MDE 0410S05E02	J13
	17.7	61.8	MDW 0410GS2	J40
	19.4	80.5	MDA 0410S06H03	J87
	19.4	80.5	MDW 0410PHT	J79
	19.6	80.7	MDE 0410S05H03	J20
	19.6	80.7	MDM 0410S05H03	J56
	19.6	80.7	MDW 0410HX3	J64
	19.7	80.8	MDW 0410HGS3	J44
	19.7	80.8	MDW 0410NHGS3	J93
	23.0	66.0	SDP 0410U3HA	J5-3
	23.0	66.0	SDP 0410U3HAK	J5-5
	24.6	98.0	MDF 0410H5D	J34
	25.6	76.7	MDE 0410S05E04	J13
	25.7	76.8	MDW 0410GS4	J40
	34.4	98.5	MDA 0410S06H05	J87

(蓝色文字：扁平刀头　机夹式)

●刃径ø4.1～ø4.37mm

刃径 DC	有效长度 LU	全长 OAL	型号	页码
4.1	34.6	98.7	MDE 0410S05H05	J20
	34.6	98.7	MDM 0410S05H05	J56
	34.6	98.7	MDW 0410HX5	J64
	34.7	98.8	MDW 0410HGS5	J44
	34.7	98.8	MDW 0410NHGS5	J93
	35.0	74.0	SDP 0410U5HA	J5-3
	35.0	74.0	SDP 0410U5HAK	J5-5
	37.5	75.0	SDP 0410U7HAK	J5-5
	44.1	105.7	MDE 0410S05H08	J20
	44.2	105.8	MDW 0410HGS8	J44
	62.6	120.7	MDW 0410XHGS10	J79
	82.6	140.7	MDW 0410XHGS15	J79
	105.6	163.7	MDW 0410XHGS20	J79
	127.6	185.7	MDW 0410XHGS25	J79
	150.6	208.7	MDW 0410XHGS30	J79
4.2	12.6	60.0	MDF 0420S2D	J28
	12.6	100.0	MDF 0420L2D	J32
	16.8	80.0	MDF 0420H3D	J34
	17.5	61.8	MDE 0420S05E02	J13
	17.6	61.9	MDW 0420GS2	J40
	19.3	80.6	MDA 0420S06H03	J87
	19.3	80.6	MDW 0420PHT	J79
	19.5	80.8	MDE 0420S05H03	J20
	19.5	80.8	MDM 0420S05H03	J56
	19.5	80.8	MDW 0420HX3	J64
	19.6	80.9	MDW 0420HGS3	J44
	19.6	80.9	MDW 0420NHGS3	J93
	23.0	66.0	SDP 0420U3HA	J5-3
	23.0	66.0	SDP 0420U3HAK	J5-5
	25.2	98.0	MDF 0420H5D	J34
	25.5	76.8	MDE 0420S05E04	J13
	25.6	76.9	MDW 0420GS4	J40
	34.3	98.6	MDA 0420S06H05	J87
	34.5	98.8	MDE 0420S05H05	J20
	34.5	98.8	MDM 0420S05H05	J56
	34.5	98.8	MDW 0420HX5	J64
	34.6	98.9	MDW 0420HGS5	J44
	34.6	98.9	MDW 0420NHGS5	J93
	35.0	74.0	SDP 0420U5HA	J5-3
	35.0	74.0	SDP 0420U5HAK	J5-5
	37.5	75.0	SDP 0420U7HAK	J5-5
	44.0	105.8	MDE 0420S05H08	J20
	44.1	105.9	MDW 0420HGS8	J44
	62.5	120.8	MDW 0420XHGS10	J79
	82.5	140.8	MDW 0420XHGS15	J79
	105.5	163.8	MDW 0420XHGS20	J79
	127.5	185.8	MDW 0420XHGS25	J79
	150.5	208.8	MDW 0420XHGS30	J79
4.3	12.9	60.0	MDF 0430S2D	J28
	12.9	100.0	MDF 0430L2D	J32
	17.2	80.0	MDF 0430H3D	J34
	17.4	61.8	MDE 0430S05E02	J13
	17.5	61.9	MDW 0430GS2	J40
	19.2	80.6	MDW 0430PHT	J79
	19.4	80.8	MDE 0430S05H03	J20
	19.4	80.8	MDM 0430S05H03	J56
	19.4	80.8	MDW 0430HX3	J64
	19.5	80.9	MDW 0430HGS3	J44
	23.0	66.0	SDP 0430U3HA	J5-3
	23.0	66.0	SDP 0430U3HAK	J5-5
	25.4	76.8	MDE 0430S05E04	J13
	25.5	76.9	MDW 0430GS4	J40
	25.8	98.0	MDF 0430H5D	J34
	34.1	98.6	MDA 0430S06H05	J87
	34.4	98.8	MDE 0430S05H05	J20
	34.4	98.8	MDM 0430S05H05	J56
	34.4	98.8	MDW 0430HX5	J64
	34.5	98.9	MDW 0430HGS5	J44
	34.5	98.9	MDW 0430NHGS5	J93
	35.0	74.0	SDP 0430U5HA	J5-3
	35.0	74.0	SDP 0430U5HAK	J5-5
	43.9	105.8	MDE 0430S05H08	J20
	44.0	105.9	MDW 0430HGS8	J44
	46.0	85.0	SDP 0430U7HAK	J5-5
	62.4	120.8	MDW 0430XHGS10	J79
	82.4	140.8	MDW 0430XHGS15	J79
	105.4	163.8	MDW 0430XHGS20	J79
	127.4	185.8	MDW 0430XHGS25	J79
	150.4	208.8	MDW 0430XHGS30	J79
4.37	23.0	66.0	SDP 0437U3HA	J5-3

(蓝色文字：扁平刀头　机夹式)

有效长度(LU)为可使用长度的参考标准，加工时请根据沟槽长度(LCF)考虑切屑排出量进行使用。

不同刃径的有效长度一览

●刃径ø4.37～ø4.6mm

刃径 DC	有效长度 LU	全长 OAL	型号	页码
4.37	23.0	66.0	SDP 0437U3HAK	J5-5
	35.0	74.0	SDP 0437U5HA	J5-3
	35.0	74.0	SDP 0437U5HAK	J5-5
	46.0	85.0	SDP 0437U7HAK	J5-5
4.4	13.2	60.0	MDF 0440S2D	J28
	13.2	100.0	MDF 0440L2D	J32
	17.2	61.8	MDE 0440S05E02	J13
	17.3	61.9	MDW 0440GS2	J40
	17.6	80.0	MDF 0440H3D	J34
	19.0	80.6	MDW 0440PHT	J79
	19.2	80.8	MDE 0440S05H03	J20
	19.2	80.8	MDM 0440S05H03	J56
	19.2	80.8	MDW 0440HX3	J64
	19.3	80.9	MDW 0440HGS3	J44
	23.0	66.0	SDP 0440U3HA	J5-3
	23.0	66.0	SDP 0440U3HAK	J5-5
	25.2	76.8	MDE 0440S05E04	J13
	25.3	76.9	MDW 0440GS4	J40
	26.4	98.0	MDF 0440H5D	J34
	34.0	98.6	MDA 0440S06H05	J87
	34.2	98.8	MDE 0440S05H05	J20
	34.2	98.8	MDM 0440S05H05	J56
	34.2	98.8	MDW 0440HX5	J64
	34.3	98.9	MDW 0440HGS5	J44
	34.3	98.9	MDW 0440NHGS5	J93
	35.0	74.0	SDP 0440U5HA	J5-3
	35.0	74.0	SDP 0440U5HAK	J5-5
	43.7	105.8	MDE 0440S05H08	J20
	43.8	105.9	MDW 0440HGS8	J44
	46.0	85.0	SDP 0440U7HAK	J5-5
	62.2	120.8	MDW 0440XHGS10	J79
	82.2	140.8	MDW 0440XHGS15	J79
	105.2	163.8	MDW 0440XHGS20	J79
	127.2	185.8	MDW 0440XHGS25	J79
	150.2	208.8	MDW 0440XHGS30	J79
4.5	13.5	60.0	MDF 0450S2D	J28
	13.5	100.0	MDF 0450L2D	J32
	17.1	61.8	MDE 0450S05E02	J13
	17.2	61.9	MDW 0450GS2	J40
	18.0	80.0	MDF 0450H3D	J34
	18.9	80.6	MDA 0450S06H03	J87
	18.9	80.6	MDW 0450PHT	J79
	19.1	80.8	MDE 0450S05H03	J20
	19.1	80.8	MDM 0450S05H03	J56
	19.1	80.8	MDW 0450HX3	J64
	19.2	76.9	MDW 0450SGS3	J75
	19.2	80.9	MDW 0450HGS3	J44
	19.2	80.9	MDW 0450NHGS3	J93
	23.0	66.0	SDP 0450U3HA	J5-3
	23.0	66.0	SDP 0450U3HAK	J5-5
	25.1	76.8	MDE 0450S05E04	J13
	25.2	76.9	MDW 0450GS4	J40
	27.0	98.0	MDF 0450H5D	J34
	33.9	98.6	MDA 0450S06H05	J87
	34.1	98.8	MDE 0450S05H05	J20
	34.1	98.8	MDM 0450S05H05	J56
	34.1	98.8	MDW 0450HX5	J64
	34.2	98.9	MDW 0450HGS5	J44
	34.2	98.9	MDW 0450NHGS5	J93
	35.0	74.0	SDP 0450U5HA	J5-3
	35.0	74.0	SDP 0450U5HAK	J5-5
	43.6	105.8	MDE 0450S05H08	J20
	43.6	105.8	MDW 0450HX8	J64
	43.7	105.9	MDW 0450HGS8	J44
	46.0	85.0	SDP 0450U7HAK	J5-5
	57.1	121.8	MDA 0450S06H10	J87
	57.2	121.9	MDW 0450NHGS10	J93
	62.1	120.8	MDW 0450XHGS10	J79
	69.1	127.8	MDW 0450XHGS12	J79
	82.1	140.8	MDW 0450XHGS15	J79
	105.1	163.8	MDW 0450XHGS20	J79
	127.1	185.8	MDW 0450XHGS25	J79
	150.1	208.8	MDW 0450XHGS30	J79
4.58	23.0	66.0	SDP 0458U3HA	J5-3
	23.0	66.0	SDP 0458U3HAK	J5-5
	35.0	74.0	SDP 0458U5HA	J5-3
	35.0	74.0	SDP 0458U5HAK	J5-5
	46.0	85.0	SDP 0458U7HAK	J5-5
4.6	13.8	60.0	MDF 0460S2D	J28
	13.8	100.0	MDF 0460L2D	J32

(蓝色文字：扁平刀头　机夹式)

●刃径ø4.6～ø4.8mm

刃径 DC	有效长度 LU	全长 OAL	型号	页码
4.6	18.4	80.0	MDF 0460H3D	J34
	18.9	61.8	MDE 0460S05E02	J13
	19.1	62.0	MDW 0460GS2	J40
	20.7	80.6	MDA 0460S06H03	J87
	21.2	80.6	MDW 0460PHT	J79
	21.4	80.8	MDE 0460S05H03	J20
	21.4	80.8	MDM 0460S05H03	J56
	21.4	80.8	MDW 0460HX3	J64
	21.6	81.0	MDW 0460HGS3	J44
	21.6	81.0	MDW 0460NHGS3	J93
	23.0	66.0	SDP 0460U3HA	J5-3
	23.0	66.0	SDP 0460U3HAK	J5-5
	27.6	98.0	MDF 0460H5D	J34
	31.9	76.8	MDE 0460S05E04	J13
	32.1	77.0	MDW 0460GS4	J40
	35.0	74.0	SDP 0460U5HA	J5-3
	35.0	74.0	SDP 0460U5HAK	J5-5
	37.7	98.6	MDA 0460S06H05	J87
	37.9	98.8	MDE 0460S05H05	J20
	37.9	98.8	MDM 0460S05H05	J56
	37.9	98.8	MDW 0460HX5	J64
	38.1	99.0	MDW 0460HGS5	J44
	38.1	99.0	MDW 0460NHGS5	J93
	46.0	85.0	SDP 0460U7HAK	J5-5
	48.9	105.8	MDE 0460S05H08	J20
	49.1	106.0	MDW 0460HGS8	J44
	68.9	125.8	MDW 0460XHGS10	J79
	93.9	150.8	MDW 0460XHGS15	J79
	118.9	175.8	MDW 0460XHGS20	J79
	143.9	200.8	MDW 0460XHGS25	J79
	168.9	225.8	MDW 0460XHGS30	J79
4.62	13.8	60.0	MDF 0462S2D	J28
	18.9	61.8	MDE 0462S05E02	J13
	23.0	66.0	SDP 0462U3HA	J5-3
	23.0	66.0	SDP 0462U3HAK	J5-5
	35.0	74.0	SDP 0462U5HA	J5-3
	35.0	74.0	SDP 0462U5HAK	J5-5
	37.9	98.8	MDE 0462S05H05	J20
	46.0	85.0	SDP 0462U7HAK	J5-5
4.64	13.9	60.0	MDF 0464S2D	J28
	18.9	61.8	MDE 0464S05E02	J13
	37.9	98.8	MDE 0464S05H05	J20
4.7	14.1	60.0	MDF 0470S2D	J28
	14.1	100.0	MDF 0470L2D	J32
	18.8	80.0	MDF 0470H3D	J34
	18.9	61.9	MDE 0470S05E02	J13
	19.0	62.0	MDW 0470GS2	J40
	21.1	80.6	MDW 0470PHT	J79
	21.4	80.9	MDE 0470S05H03	J20
	21.4	80.9	MDM 0470S05H03	J56
	21.4	80.9	MDW 0470HX3	J64
	21.5	81.0	MDW 0470HGS3	J44
	23.0	66.0	SDP 0470U3HA	J5-3
	23.0	66.0	SDP 0470U3HAK	J5-5
	28.2	98.0	MDF 0470H5D	J34
	31.9	76.9	MDE 0470S05E04	J13
	32.0	77.0	MDW 0470GS4	J40
	35.0	74.0	SDP 0470U5HA	J5-3
	35.0	74.0	SDP 0470U5HAK	J5-5
	37.6	98.6	MDA 0470S06H05	J87
	37.9	98.9	MDE 0470S05H05	J20
	37.9	98.9	MDM 0470S05H05	J56
	37.9	98.9	MDW 0470HX5	J64
	38.0	99.0	MDW 0470HGS5	J44
	38.0	99.0	MDW 0470NHGS5	J93
	46.0	85.0	SDP 0470U7HAK	J5-5
	48.9	105.9	MDE 0470S05H08	J20
	49.0	106.0	MDW 0470HGS8	J44
	68.9	125.9	MDW 0470XHGS10	J79
	93.9	150.9	MDW 0470XHGS15	J79
	118.9	175.9	MDW 0470XHGS20	J79
	143.9	200.9	MDW 0470XHGS25	J79
	168.9	225.9	MDW 0470XHGS30	J79
4.76	27.0	66.0	SDP 0476U3HA	J5-3
	27.0	66.0	SDP 0476U3HAK	J5-5
	43.0	82.0	SDP 0476U5HA	J5-3
	43.0	82.0	SDP 0476U5HAK	J5-5
	51.0	90.0	SDP 0476U7HAK	J5-5
4.8	14.4	60.0	MDF 0480S2D	J28
	14.4	100.0	MDF 0480L2D	J32

(蓝色文字：扁平刀头　机夹式)

●刃径ø4.8～ø5.0mm

刃径 DC	有效长度 LU	全长 OAL	型号	页码
4.8	18.7	61.9	MDE 0480S05E02	J13
	18.8	62.0	MDW 0480GS2	J40
	19.2	80.0	MDF 0480H3D	J34
	20.9	80.6	MDW 0480PHT	J79
	21.2	80.9	MDE 0480S05H03	J20
	21.2	80.9	MDM 0480S05H03	J56
	21.2	80.9	MDW 0480HX3	J64
	21.3	81.0	MDW 0480HGS3	J44
	27.0	66.0	SDP 0480U3HA	J5-3
	27.0	66.0	SDP 0480U3HAK	J5-5
	28.8	98.0	MDF 0480H5D	J34
	31.7	76.9	MDE 0480S05E04	J13
	31.8	77.0	MDW 0480GS4	J40
	37.4	98.6	MDA 0480S06H05	J87
	37.7	98.9	MDE 0480S05H05	J20
	37.7	98.9	MDM 0480S05H05	J56
	37.7	98.9	MDW 0480HX5	J64
	37.8	99.0	MDW 0480HGS5	J44
	37.8	99.0	MDW 0480NHGS5	J93
	43.0	82.0	SDP 0480U5HA	J5-3
	43.0	82.0	SDP 0480U5HAK	J5-5
	48.7	105.9	MDE 0480S05H08	J20
	48.8	106.0	MDW 0480HGS8	J44
	51.0	90.0	SDP 0480U7HAK	J5-5
	61.7	121.9	MDA 0480S06H10	J87
	68.7	125.9	MDW 0480XHGS10	J79
	93.7	150.9	MDW 0480XHGS15	J79
	118.7	175.9	MDW 0480XHGS20	J79
	143.7	200.9	MDW 0480XHGS25	J79
	168.7	225.9	MDW 0480XHGS30	J79
4.851	21.3	77.1	MDS 04851SDC3	J97
4.9	14.7	60.0	MDF 0490S2D	J28
	14.7	100.0	MDF 0490L2D	J32
	18.6	61.9	MDE 0490S05E02	J13
	18.7	62.0	MDW 0490GS2	J40
	19.6	80.0	MDF 0490H3D	J34
	20.9	80.7	MDW 0490PHT	J79
	21.1	80.9	MDE 0490S05H03	J20
	21.1	80.9	MDM 0490S05H03	J56
	21.1	80.9	MDW 0490HX3	J64
	21.2	81.0	MDW 0490HGS3	J44
	27.0	66.0	SDP 0490U3HA	J5-3
	27.0	66.0	SDP 0490U3HAK	J5-5
	29.4	98.0	MDF 0490H5D	J34
	31.6	76.9	MDE 0490S05E04	J13
	31.7	77.0	MDW 0490GS4	J40
	37.5	98.7	MDA 0490S06H05	J87
	37.6	98.9	MDE 0490S05H05	J20
	37.6	98.9	MDM 0490S05H05	J56
	37.6	98.9	MDW 0490HX5	J64
	37.7	99.0	MDW 0490HGS5	J44
	37.7	99.0	MDW 0490NHGS5	J93
	43.0	82.0	SDP 0490U5HA	J5-3
	43.0	82.0	SDP 0490U5HAK	J5-5
	48.6	105.9	MDE 0490S05H08	J20
	48.7	106.0	MDW 0490HGS8	J44
	51.0	90.0	SDP 0490U7HAK	J5-5
	61.7	121.9	MDA 0490S06H10	J87
	63.7	122.0	MDW 0490NHGS10	J93
	68.6	125.9	MDW 0490XHGS10	J79
	93.6	150.9	MDW 0490XHGS15	J79
	118.6	175.9	MDW 0490XHGS20	J79
	143.6	200.9	MDW 0490XHGS25	J79
	168.6	225.9	MDW 0490XHGS30	J79
5.0	15.0	60.0	MDF 0500S2D	J28
	15.0	100.0	MDF 0500L2D	J32
	18.4	61.9	MDE 0500S05E02	J13
	18.5	62.0	MDW 0500GS2	J40
	20.0	80.0	MDF 0500H3D	J34
	20.2	80.7	MDA 0500S06H03	J87
	20.7	80.7	MDW 0500PHT	J79
	20.9	80.9	MDE 0500S05H03	J20
	20.9	80.9	MDM 0500S05H03	J56
	20.9	80.9	MDW 0500HX3	J64
	21.0	77.0	MDW 0500SGS3	J75
	21.0	81.0	MDW 0500HGS3	J44
	21.0	81.0	MDW 0500HY3	J71
	21.0	81.0	MDW 0500NHGS3	J93
	21.2	77.2	MDS 05000SDC3	J97
	27.0	66.0	SDP 0500U3HA	J5-3

(蓝色文字：扁平刀头　机夹式)

有效长度(LU)为可使用长度的参考标准，加工时请根据沟槽长度(LCF)考虑切屑排出量进行使用。

不同刃径的有效长度一览

●刃径ø5.0～ø5.2mm

刃径 DC	有效长度 LU	全长 OAL	型号	页码
5.0	27.0	66.0	SDP 0500U3HAK	J5-5
	30.0	98.0	MDF 0500H5D	J34
	31.4	76.9	MDE 0500S05E04	J13
	31.5	77.0	MDW 0500GS4	J40
	37.2	98.7	MDA 0500S06H05	J87
	37.4	98.9	MDE 0500S05H05	J20
	37.4	98.9	MDM 0500S05H05	J56
	37.4	98.9	MDW 0500HX5	J64
	37.5	99.0	MDW 0500HGS5	J44
	37.5	99.0	MDW 0500HY5	J71
	37.5	99.0	MDW 0500NHGS5	J93
	43.0	82.0	SDP 0500U5HA	J5-3
	43.0	82.0	SDP 0500U5HAK	J5-5
	48.4	105.9	MDE 0500S05H08	J20
	48.4	105.9	MDW 0500HX8	J64
	48.5	106.0	MDW 0500HGS8	J44
	48.5	106.0	MDW 0500HY8	J71
	51.0	90.0	SDP 0500U7HAK	J5-5
	61.4	121.9	MDA 0500S06H10	J87
	63.5	122.0	MDW 0500NHGS10	J93
	68.4	125.9	MDW 0500XHGS10	J79
	78.4	135.9	MDW 0500XHGS12	J79
	93.4	150.9	MDW 0500XHGS15	J79
	118.4	175.9	MDW 0500XHGS20	J79
	143.4	200.9	MDW 0500XHGS25	J79
	168.4	225.9	MDW 0500XHGS30	J79
5.03	27.0	66.0	SDP 0503U3HA	J5-3
	27.0	66.0	SDP 0503U3HAK	J5-5
	43.0	82.0	SDP 0503U5HA	J5-3
	43.0	82.0	SDP 0503U5HAK	J5-5
	51.0	90.0	SDP 0503U7HAK	J5-5
5.1	15.3	60.0	MDF 0510S2D	J28
	15.3	110.0	MDF 0510L2D	J32
	18.3	65.9	MDE 0510S06E02	J14
	18.5	66.1	MDW 0510GS2	J40
	20.4	82.0	MDF 0510H3D	J34
	20.6	82.7	MDW 0510PHT	J79
	20.8	82.9	MDE 0510S06H03	J20
	20.8	82.9	MDM 0510S06H03	J56
	20.8	82.9	MDW 0510HX3	J64
	21.0	83.1	MDW 0510HGS3	J45
	21.0	83.1	MDW 0510HY3	J71
	27.0	66.0	SDP 0510U3HA	J5-3
	27.0	66.0	SDP 0510U3HAK	J5-5
	30.6	100.0	MDF 0510H5D	J34
	32.3	81.9	MDE 0510S06E04	J14
	32.5	82.1	MDW 0510GS4	J40
	37.0	100.7	MDA 0510S06H05	J87
	37.3	100.9	MDE 0510S06H05	J20
	37.3	100.9	MDM 0510S06H05	J56
	37.3	100.9	MDW 0510HX5	J64
	37.5	101.1	MDW 0510HGS5	J45
	37.5	101.1	MDW 0510HY5	J71
	37.5	101.1	MDW 0510NHGS5	J93
	43.0	82.0	SDP 0510U5HA	J5-3
	43.0	82.0	SDP 0510U5HAK	J5-5
	51.0	90.0	SDP 0510U7HAK	J5-5
	53.8	118.9	MDE 0510S06H08	J20
	53.8	118.9	MDW 0510HX8	J64
	54.0	119.1	MDW 0510HGS8	J45
	70.3	136.9	MDA 0510S06H10	J87
	70.5	137.1	MDW 0510NHGS10	J93
	76.3	137.9	MDW 0510XHGS10	J79
	101.3	162.9	MDW 0510XHGS15	J79
	131.3	192.9	MDW 0510XHGS20	J79
	156.3	217.9	MDW 0510XHGS25	J79
	184.3	245.9	MDW 0510XHGS30	J79
5.16	27.0	66.0	SDP 0516U3HA	J5-3
	27.0	66.0	SDP 0516U3HAK	J5-5
	43.0	82.0	SDP 0516U5HA	J5-3
	43.0	82.0	SDP 0516U5HAK	J5-5
	51.0	90.0	SDP 0516U7HAK	J5-5
5.2	15.6	60.0	MDF 0520S2D	J28
	15.6	110.0	MDF 0520L2D	J32
	18.1	65.9	MDE 0520S06E02	J14
	18.3	66.1	MDW 0520GS2	J40
	20.4	82.7	MDA 0520S06H03	J87
	20.4	82.7	MDW 0520PHT	J79
	20.6	82.9	MDE 0520S06H03	J20
	20.6	82.9	MDM 0520S06H03	J56

(蓝色文字：扁平刀头　机夹式)

●刃径ø5.2～ø5.4mm

刃径 DC	有效长度 LU	全长 OAL	型号	页码
5.2	20.6	82.9	MDW 0520HX3	J64
	20.8	82.0	MDF 0520H3D	J34
	20.8	83.1	MDW 0520HGS3	J45
	20.8	83.1	MDW 0520NHGS3	J93
	27.0	66.0	SDP 0520U3HA	J5-3
	27.0	66.0	SDP 0520U3HAK	J5-5
	31.2	100.0	MDF 0520H5D	J34
	32.1	81.9	MDE 0520S06E04	J14
	32.3	82.1	MDW 0520GS4	J40
	36.9	100.7	MDA 0520S06H05	J87
	37.1	100.9	MDE 0520S06H05	J20
	37.1	100.9	MDM 0520S06H05	J56
	37.1	100.9	MDW 0520HX5	J64
	37.3	101.1	MDW 0520HGS5	J45
	37.3	101.1	MDW 0520NHGS5	J93
	43.0	82.0	SDP 0520U5HA	J5-3
	43.0	82.0	SDP 0520U5HAK	J5-5
	51.0	90.0	SDP 0520U7HAK	J5-5
	53.6	118.9	MDE 0520S06H08	J20
	53.8	119.1	MDW 0520HGS8	J45
	76.1	137.9	MDW 0520XHGS10	J79
	101.1	162.9	MDW 0520XHGS15	J79
	131.1	192.9	MDW 0520XHGS20	J79
	156.1	217.9	MDW 0520XHGS25	J79
	184.1	245.9	MDW 0520XHGS30	J79
5.3	15.9	60.0	MDF 0530S2D	J28
	15.9	110.0	MDF 0530L2D	J32
	18.1	66.0	MDE 0530S06E02	J14
	18.2	66.1	MDW 0530GS2	J40
	20.3	82.7	MDA 0530S06H03	J87
	20.3	82.7	MDW 0530PHT	J80
	20.6	83.0	MDE 0530S06H03	J20
	20.6	83.0	MDM 0530S06H03	J56
	20.6	83.0	MDW 0530HX3	J64
	20.7	83.1	MDW 0530HGS3	J45
	20.7	83.1	MDW 0530NHGS3	J93
	21.2	82.0	MDF 0530H3D	J34
	27.0	66.0	SDP 0530U3HA	J5-3
	27.0	66.0	SDP 0530U3HAK	J5-5
	31.8	100.0	MDF 0530H5D	J34
	32.1	82.0	MDE 0530S06E04	J14
	32.2	82.1	MDW 0530GS4	J40
	36.8	100.7	MDA 0530S06H05	J87
	37.1	101.0	MDE 0530S06H05	J20
	37.1	101.0	MDM 0530S06H05	J56
	37.1	101.0	MDW 0530HX5	J64
	37.2	101.1	MDW 0530HGS5	J45
	37.2	101.1	MDW 0530NHGS5	J93
	43.0	82.0	SDP 0530U5HA	J5-3
	43.0	82.0	SDP 0530U5HAK	J5-5
	51.0	90.0	SDP 0530U7HAK	J5-5
	53.6	119.0	MDE 0530S06H08	J20
	53.7	119.1	MDW 0530HGS8	J45
	76.1	138.0	MDW 0530XHGS10	J80
	101.1	163.0	MDW 0530XHGS15	J80
	131.1	193.0	MDW 0530XHGS20	J80
	156.1	218.0	MDW 0530XHGS25	J80
	184.1	246.0	MDW 0530XHGS30	J80
5.4	16.2	60.0	MDF 0540S2D	J28
	16.2	110.0	MDF 0540L2D	J32
	17.9	66.0	MDE 0540S06E02	J14
	18.0	66.1	MDW 0540GS2	J40
	20.1	82.7	MDW 0540PHT	J80
	20.4	83.0	MDE 0540S06H03	J20
	20.4	83.0	MDM 0540S06H03	J56
	20.4	83.0	MDW 0540HX3	J64
	20.5	83.1	MDW 0540HGS3	J45
	21.6	82.0	MDF 0540H3D	J34
	27.0	66.0	SDP 0540U3HA	J5-3
	27.0	66.0	SDP 0540U3HAK	J5-5
	31.9	82.0	MDE 0540S06E04	J14
	32.0	82.1	MDW 0540GS4	J40
	32.4	100.0	MDF 0540H5D	J34
	36.6	100.7	MDA 0540S06H05	J87
	36.9	101.0	MDE 0540S06H05	J20
	36.9	101.0	MDM 0540S06H05	J56
	36.9	101.0	MDW 0540HX5	J64
	37.0	101.1	MDW 0540HGS5	J45
	37.0	101.1	MDW 0540NHGS5	J93
	43.0	82.0	SDP 0540U5HA	J5-3

(蓝色文字：扁平刀头　机夹式)

●刃径ø5.4～ø5.6mm

刃径 DC	有效长度 LU	全长 OAL	型号	页码
5.4	43.0	82.0	SDP 0540U5HAK	J5-5
	53.4	119.0	MDE 0540S06H08	J20
	53.5	119.1	MDW 0540HGS8	J45
	58.0	97.0	SDP 0540U7HAK	J5-5
	75.9	138.0	MDW 0540XHGS10	J80
	100.9	163.0	MDW 0540XHGS15	J80
	130.9	193.0	MDW 0540XHGS20	J80
	155.9	218.0	MDW 0540XHGS25	J80
	183.9	246.0	MDW 0540XHGS30	J80
5.47	27.0	66.0	SDP 0547U3HA	J5-3
	27.0	66.0	SDP 0547U3HAK	J5-5
	43.0	82.0	SDP 0547U5HA	J5-3
	43.0	82.0	SDP 0547U5HAK	J5-5
	58.0	97.0	SDP 0547U5HAK	J5-5
5.5	16.5	60.0	MDF 0550S2D	J28
	16.5	110.0	MDF 0550L2D	J32
	17.8	66.0	MDE 0550S06E02	J14
	17.9	66.1	MDW 0550GS2	J40
	20.0	82.7	MDA 0550S06H03	J87
	20.0	82.7	MDW 0550PHT	J80
	20.3	83.0	MDE 0550S06H03	J20
	20.3	83.0	MDM 0550S06H03	J56
	20.3	83.0	MDW 0550HX3	J64
	20.4	82.1	MDW 0550SGS3	J75
	20.4	83.1	MDW 0550HGS3	J45
	20.4	83.1	MDW 0550NHGS3	J93
	22.0	82.0	MDF 0550H3D	J34
	27.0	66.0	SDP 0550U3HA	J5-3
	27.0	66.0	SDP 0550U3HAK	J5-5
	31.8	82.0	MDE 0550S06E04	J14
	31.9	82.1	MDW 0550GS4	J40
	33.0	100.0	MDF 0550H5D	J34
	36.5	100.7	MDA 0550S06H05	J87
	36.8	101.0	MDE 0550S06H05	J20
	36.8	101.0	MDM 0550S06H05	J56
	36.8	101.0	MDW 0550HX5	J64
	36.9	101.1	MDW 0550HGS5	J45
	36.9	101.1	MDW 0550NHGS5	J93
	43.0	82.0	SDP 0550U5HA	J5-3
	43.0	82.0	SDP 0550U5HAK	J5-5
	53.3	119.0	MDE 0550S06H08	J20
	53.3	119.0	MDW 0550HX8	J64
	53.4	119.1	MDW 0550HGS8	J45
	58.0	97.0	SDP 0550U7HAK	J5-5
	69.8	137.0	MDA 0550S06H10	J87
	69.9	137.1	MDW 0550NHGS10	J93
	75.8	138.0	MDW 0550XHGS10	J80
	84.8	147.0	MDW 0550XHGS12	J80
	100.8	163.0	MDW 0550XHGS15	J80
	130.8	193.0	MDW 0550XHGS20	J80
	155.8	218.0	MDW 0550XHGS25	J80
	183.8	246.0	MDW 0550XHGS30	J80
5.52	16.5	60.0	MDF 0552S2D	J28
	19.6	66.0	MDE 0552S06E02	J14
	27.0	66.0	SDP 0552U3HA	J5-3
	27.0	66.0	SDP 0552U3HAK	J5-5
	40.6	101.0	MDE 0552S06H05	J20
	43.0	82.0	SDP 0552U5HA	J5-3
	43.0	82.0	SDP 0552U5HAK	J5-5
	58.0	97.0	SDP 0552U7HAK	J5-5
5.54	16.6	60.0	MDF 0554S2D	J28
	19.6	66.0	MDE 0554S06E02	J14
	40.6	101.0	MDE 0554S06H05	J20
5.56	27.0	66.0	SDP 0556U3HA	J5-3
	27.0	66.0	SDP 0556U3HAK	J5-5
	43.0	82.0	SDP 0556U5HA	J5-3
	43.0	82.0	SDP 0556U5HAK	J5-5
	58.0	97.0	SDP 0556U7HAK	J5-5
5.6	16.8	60.0	MDF 0560S2D	J28
	16.8	110.0	MDF 0560L2D	J32
	19.6	66.0	MDE 0560S06E02	J14
	19.8	66.2	MDW 0560GS2	J40
	22.4	82.0	MDF 0560H3D	J34
	22.4	82.8	MDW 0560PHT	J80
	22.6	83.0	MDE 0560S06H03	J20
	22.6	83.0	MDM 0560S06H03	J56
	22.6	83.0	MDW 0560HX3	J64
	22.8	83.2	MDW 0560HGS3	J45
	22.9	82.3	MDS 05600SDC3	J97
	27.0	66.0	SDP 0560U3HA	J5-3

(蓝色文字：扁平刀头　机夹式)

有效长度(LU)为可使用长度的参考标准，加工时请根据沟槽长度(LCF)考虑切屑排出量进行使用。

不同刃径的有效长度一览

●刃径ø5.6～ø5.8mm

刃径 DC	有效长度 LU	全长 OAL	型号	页码
5.6	27.0	66.0	SDP 0560U3HAK	J5-5
	33.6	82.0	MDE 0560S06E04	J14
	33.6	100.0	MDF 0560H5D	J34
	33.8	82.2	MDW 0560GS4	J40
	40.3	100.7	MDA 0560S06H05	J87
	40.6	101.0	MDE 0560S06H05	J20
	40.6	101.0	MDM 0560S06H05	J56
	40.6	101.0	MDW 0560HX5	J64
	40.8	101.2	MDW 0560HGS5	J45
	40.8	101.2	MDW 0560NHGS5	J93
	43.0	82.0	SDP 0560U5HA	J5-3
	43.0	82.0	SDP 0560U5HAK	J5-5
	58.0	97.0	SDP 0560U7HAK	J5-5
	58.6	119.0	MDE 0560S06H08	J20
	58.8	119.2	MDW 0560HGS8	J45
	76.6	137.0	MDA 0560S06H10	J87
	82.6	143.0	MDW 0560XHGS10	J80
	112.6	173.0	MDW 0560XHGS15	J80
	142.6	203.0	MDW 0560XHGS20	J80
	172.6	233.0	MDW 0560XHGS25	J80
	202.6	263.0	MDW 0560XHGS30	J80
5.7	17.1	60.0	MDF 0570S2D	J28
	17.1	110.0	MDF 0570L2D	J32
	19.5	66.0	MDE 0570S06E02	J14
	19.7	66.2	MDW 0570GS2	J40
	22.3	82.8	MDW 0570PHT	J80
	22.5	83.0	MDE 0570S06H03	J20
	22.5	83.0	MDM 0570S06H03	J56
	22.5	83.0	MDW 0570HX3	J64
	22.7	83.2	MDW 0570HGS3	J45
	22.8	82.0	MDF 0570H3D	J34
	27.0	66.0	SDP 0570U3HA	J5-3
	27.0	66.0	SDP 0570U3HAK	J5-5
	33.5	82.0	MDE 0570S06E04	J14
	33.7	82.2	MDW 0570GS4	J40
	34.2	100.0	MDF 0570H5D	J34
	40.2	100.8	MDA 0570S06H05	J87
	40.5	101.0	MDE 0570S06H05	J20
	40.5	101.0	MDM 0570S06H05	J56
	40.5	101.0	MDW 0570HX5	J64
	40.7	101.2	MDW 0570HGS5	J45
	40.7	101.2	MDW 0570NHGS5	J93
	43.0	82.0	SDP 0570U5HA	J5-3
	43.0	82.0	SDP 0570U5HAK	J5-5
	58.0	97.0	SDP 0570U7HAK	J5-5
	58.5	119.0	MDE 0570S06H08	J20
	58.7	119.2	MDW 0570HGS8	J45
	82.5	143.0	MDW 0570XHGS10	J80
	112.5	173.0	MDW 0570XHGS15	J80
	142.5	203.0	MDW 0570XHGS20	J80
	172.5	233.0	MDW 0570XHGS25	J80
	202.5	263.0	MDW 0570XHGS30	J80
5.8	17.4	60.0	MDF 0580S2D	J28
	17.4	110.0	MDF 0580L2D	J32
	19.4	66.1	MDE 0580S06E02	J14
	19.5	66.2	MDW 0580GS2	J40
	22.1	82.8	MDW 0580PHT	J80
	22.4	83.1	MDE 0580S06H03	J20
	22.4	83.1	MDM 0580S06H03	J56
	22.4	83.1	MDW 0580HX3	J64
	22.5	83.2	MDW 0580HGS3	J45
	23.2	82.0	MDF 0580H3D	J34
	27.0	66.0	SDP 0580U3HA	J5-3
	27.0	66.0	SDP 0580U3HAK	J5-5
	33.4	82.1	MDE 0580S06E04	J14
	33.5	82.2	MDW 0580GS4	J40
	34.8	100.0	MDF 0580H5D	J34
	40.1	100.8	MDA 0580S06H05	J87
	40.4	101.1	MDE 0580S06H05	J20
	40.4	101.1	MDM 0580S06H05	J56
	40.4	101.1	MDW 0580HX5	J64
	40.5	101.2	MDW 0580HGS5	J45
	40.5	101.2	MDW 0580NHGS5	J93
	43.0	82.0	SDP 0580U5HA	J5-3
	43.0	82.0	SDP 0580U5HAK	J5-5
	58.0	97.0	SDP 0580U7HAK	J5-5
	58.4	119.1	MDE 0580S06H08	J20
	58.4	119.1	MDW 0580HX8	J64
	58.5	119.2	MDW 0580HGS8	J45
	76.4	137.1	MDA 0580S06H10	J87

(蓝色文字：扁平刀头　机夹式)

●刃径ø5.8～ø6.0mm

刃径 DC	有效长度 LU	全长 OAL	型号	页码
5.8	82.4	143.1	MDW 0580XHGS10	J80
	112.4	173.1	MDW 0580XHGS15	J80
	142.4	203.1	MDW 0580XHGS20	J80
	172.4	233.1	MDW 0580XHGS25	J80
	202.4	263.1	MDW 0580XHGS30	J80
5.9	17.7	60.0	MDF 0590S2D	J28
	17.7	110.0	MDF 0590L2D	J32
	19.3	66.1	MDE 0590S06E02	J14
	19.4	66.2	MDW 0590GS2	J40
	21.9	82.8	MDA 0590S06H03	J87
	22.0	82.8	MDW 0590PHT	J80
	22.3	83.1	MDE 0590S06H03	J20
	22.3	83.1	MDM 0590S06H03	J56
	22.3	83.1	MDW 0590HX3	J64
	22.4	83.2	MDW 0590HGS3	J45
	22.4	83.2	MDW 0590NHGS3	J93
	23.6	82.0	MDF 0590H3D	J34
	27.0	66.0	SDP 0590U3HA	J5-3
	27.0	66.0	SDP 0590U3HAK	J5-5
	33.3	82.1	MDE 0590S06E04	J14
	33.4	82.2	MDW 0590GS4	J40
	35.4	100.0	MDF 0590H5D	J34
	39.9	100.8	MDA 0590S06H05	J87
	40.3	101.1	MDE 0590S06H05	J20
	40.3	101.1	MDM 0590S06H05	J56
	40.3	101.1	MDW 0590HX5	J64
	40.4	101.2	MDW 0590HGS5	J45
	40.4	101.2	MDW 0590NHGS5	J93
	43.0	82.0	SDP 0590U5HA	J5-3
	43.0	82.0	SDP 0590U5HAK	J5-5
	58.0	97.0	SDP 0590U7HAK	J5-5
	58.3	119.1	MDE 0590S06H08	J20
	58.3	119.1	MDW 0590HX8	J64
	58.4	119.2	MDW 0590HGS8	J45
	76.2	137.1	MDA 0590S06H10	J87
	82.3	143.1	MDW 0590XHGS10	J80
	112.3	173.1	MDW 0590XHGS15	J80
	142.3	203.1	MDW 0590XHGS20	J80
	172.3	233.1	MDW 0590XHGS25	J80
	202.3	263.1	MDW 0590XHGS30	J80
5.95	27.0	66.0	SDP 0595U3HA	J5-3
	27.0	66.0	SDP 0595U3HAK	J5-5
	43.0	82.0	SDP 0595U5HA	J5-3
	43.0	82.0	SDP 0595U5HAK	J5-5
	58.0	97.0	SDP 0595U7HAK	J5-5
6.0	18.0	60.0	MDF 0600S2D	J28
	18.0	110.0	MDF 0600L2D	J32
	18.0	110.0	MDF 0600L2D-S5	J32
	19.1	66.1	MDE 0600S06E02	J14
	19.2	66.2	MDW 0600GS2	J40
	21.8	82.8	MDA 0600S06H03	J87
	21.8	82.8	MDW 0600PHT	J80
	22.1	83.1	MDE 0600S06H03	J20
	22.1	83.1	MDM 0600S06H03	J56
	22.1	83.1	MDW 0600HX3	J64
	22.2	82.2	MDW 0600SGS3	J75
	22.2	83.2	MDW 0600HGS3	J45
	22.2	83.2	MDW 0600HY3	J71
	22.2	83.2	MDW 0600NHGS3	J93
	22.4	82.4	MDS 06000SDC3	J97
	24.0	82.0	MDF 0600H3D	J34
	27.0	66.0	SDP 0600U3HA	J5-3
	27.0	66.0	SDP 0600U3HAK	J5-5
	33.1	82.1	MDE 0600S06E04	J14
	33.2	82.2	MDW 0600GS4	J40
	36.0	100.0	MDF 0600H5D	J34
	39.8	100.8	MDA 0600S06H05	J87
	40.1	101.1	MDE 0600S06H05	J20
	40.1	101.1	MDM 0600S06H05	J56
	40.1	101.1	MDW 0600HX5	J64
	40.2	101.2	MDW 0600HGS5	J45
	40.2	101.2	MDW 0600HY5	J71
	40.2	101.2	MDW 0600NHGS5	J93
	43.0	82.0	SDP 0600U5HA	J5-3
	43.0	82.0	SDP 0600U5HAK	J5-5
	58.0	97.0	SDP 0600U7HAK	J5-5
	58.1	119.1	MDE 0600S06H08	J20
	58.1	119.1	MDW 0600HX8	J64
	58.2	119.2	MDW 0600HGS8	J45
	58.2	119.2	MDW 0600HY8	J71

(蓝色文字：扁平刀头　机夹式)

●刃径ø6.0～ø6.3mm

刃径 DC	有效长度 LU	全长 OAL	型号	页码
6.0	76.1	137.1	MDA 0600S06H10	J87
	76.2	137.2	MDW 0600NHGS10	J93
	82.1	143.1	MDW 0600XHGS10	J80
	94.1	155.1	MDW 0600XHGS12	J80
	112.1	173.1	MDW 0600XHGS15	J80
	142.1	203.1	MDW 0600XHGS20	J80
	172.1	233.1	MDW 0600XHGS25	J80
	202.1	263.1	MDW 0600XHGS30	J80
6.1	18.3	70.0	MDF 0610S2D	J28
	18.3	120.0	MDF 0610L2D	J32
	23.0	74.1	MDE 0610S07E02	J14
	23.2	74.3	MDW 0610GS2	J40
	24.2	88.8	MDW 0610PHT	J80
	24.4	88.0	MDF 0610H3D	J34
	24.5	89.1	MDE 0610S07H03	J20
	24.5	89.1	MDM 0610S07H03	J56
	24.5	89.1	MDW 0610HX3	J64
	24.7	89.3	MDW 0610HGS3	J45
	33.0	79.0	SDP 0610U3HA	J5-3
	33.0	79.0	SDP 0610U3HAK	J5-5
	34.0	84.1	MDE 0610S07E04	J14
	34.2	84.3	MDW 0610GS4	J40
	36.6	109.0	MDF 0610H5D	J34
	43.7	109.8	MDA 0610S08H05	J88
	44.0	110.1	MDE 0610S07H05	J20
	44.0	110.1	MDM 0610S07H05	J56
	44.0	110.1	MDW 0610HX5	J64
	44.2	110.3	MDW 0610HGS5	J45
	44.2	110.3	MDW 0610NHGS5	J93
	52.0	91.0	SDP 0610U5HA	J5-3
	52.0	91.0	SDP 0610U5HAK	J5-5
	63.5	131.1	MDE 0610S07H08	J20
	63.7	131.3	MDW 0610HGS8	J45
	67.0	106.0	SDP 0610U7HAK	J5-5
	83.0	152.1	MDA 0610S08H10	J88
	83.2	152.3	MDW 0610NHGS10	J93
	90.0	154.1	MDW 0610XHGS10	J80
	120.0	184.1	MDW 0610XHGS15	J80
	153.0	217.1	MDW 0610XHGS20	J80
	185.0	249.1	MDW 0610XHGS25	J80
	218.0	282.1	MDW 0610XHGS30	J80
6.2	18.6	70.0	MDF 0620S2D	J28
	18.6	120.0	MDF 0620L2D	J32
	22.8	74.1	MDE 0620S07E02	J14
	23.0	74.3	MDW 0620GS2	J40
	24.0	88.8	MDW 0620PHT	J80
	24.3	89.1	MDE 0620S07H03	J20
	24.3	89.1	MDM 0620S07H03	J56
	24.3	89.1	MDW 0620HX3	J64
	24.5	89.3	MDW 0620HGS3	J45
	24.8	88.0	MDF 0620H3D	J34
	33.0	79.0	SDP 0620U3HA	J5-3
	33.0	79.0	SDP 0620U3HAK	J5-5
	33.8	84.1	MDE 0620S07E04	J14
	34.0	84.3	MDW 0620GS4	J40
	37.2	109.0	MDF 0620H5D	J34
	43.5	109.8	MDA 0620S08H05	J88
	43.8	110.1	MDE 0620S07H05	J20
	43.8	110.1	MDM 0620S07H05	J56
	43.8	110.1	MDW 0620HX5	J64
	44.0	110.3	MDW 0620HGS5	J45
	44.0	110.3	MDW 0620NHGS5	J93
	52.0	91.0	SDP 0620U5HA	J5-3
	52.0	91.0	SDP 0620U5HAK	J5-5
	63.3	131.1	MDE 0620S07H08	J20
	63.5	131.3	MDW 0620HGS8	J45
	67.0	106.0	SDP 0620U7HAK	J5-5
	89.8	154.1	MDW 0620XHGS10	J80
	119.8	184.1	MDW 0620XHGS15	J80
	152.8	217.1	MDW 0620XHGS20	J80
	184.8	249.1	MDW 0620XHGS25	J80
	217.8	282.1	MDW 0620XHGS30	J80
6.3	18.9	70.0	MDF 0630S2D	J28
	18.9	120.0	MDF 0630L2D	J32
	22.7	74.1	MDE 0630S07E02	J14
	22.9	74.3	MDW 0630GS2	J40
	23.9	88.8	MDW 0630PHT	J80
	24.2	89.1	MDE 0630S07H03	J20
	24.2	89.1	MDM 0630S07H03	J56
	24.2	89.1	MDW 0630HX3	J64

(蓝色文字：扁平刀头　机夹式)

有效长度(LU)为可使用长度的参考标准，加工时请根据沟槽长度(LCF)考虑切屑排出量进行使用。

不同刃径的有效长度一览

●刃径ø6.3～ø6.5mm

刃径 DC	有效长度 LU	全长 OAL	型号	页码
6.3	24.4	89.3	MDW 0630HGS3	J45
	25.2	88.0	MDF 0630H3D	J34
	33.0	79.0	SDP 0630U3HA	J5-3
	33.0	79.0	SDP 0630U3HAK	J5-5
	33.7	84.1	MDE 0630S07E04	J14
	33.9	84.3	MDW 0630GS4	J40
	37.8	109.0	MDF 0630H5D	J34
	43.4	109.8	MDA 0630S08H05	J88
	43.7	110.1	MDE 0630S07H05	J20
	43.7	110.1	MDM 0630S07H05	J56
	43.7	110.1	MDW 0630HX5	J64
	43.9	110.3	MDW 0630HGS5	J45
	43.9	110.3	MDW 0630NHGS5	J93
	52.0	91.0	SDP 0630U5HA	J5-3
	52.0	91.0	SDP 0630U5HAK	J5-5
	63.2	131.1	MDE 0630S07H08	J20
	63.4	131.3	MDW 0630HGS8	J45
	67.0	106.0	SDP 0630U7HAK	J5-5
	89.7	154.1	MDW 0630XHGS10	J80
	119.7	184.1	MDW 0630XHGS15	J80
	152.7	217.1	MDW 0630XHGS20	J80
	184.7	249.1	MDW 0630XHGS25	J80
	217.7	282.1	MDW 0630XHGS30	J80
6.35	33.0	79.0	SDP 0635U3HA	J5-3
	33.0	79.0	SDP 0635U3HAK	J5-5
	52.0	91.0	SDP 0635U5HA	J5-3
	52.0	91.0	SDP 0635U5HAK	J5-5
	67.0	106.0	SDP 0635U7HAK	J5-5
6.375	24.4	84.5	MDS 06375SDC3	J97
6.4	19.2	70.0	MDF 0640S2D	J28
	19.2	120.0	MDF 0640L2D	J32
	22.6	74.2	MDE 0640S07E02	J14
	22.7	74.3	MDW 0640GS2	J40
	23.8	88.9	MDW 0640PHT	J80
	24.1	89.2	MDE 0640S07H03	J20
	24.1	89.2	MDM 0640S07H03	J56
	24.1	89.2	MDW 0640HX3	J64
	24.2	89.3	MDW 0640HGS3	J45
	25.6	88.0	MDF 0640H3D	J34
	33.0	79.0	SDP 0640U3HA	J5-3
	33.0	79.0	SDP 0640U3HAK	J5-5
	33.6	84.2	MDE 0640S07E04	J14
	33.7	84.3	MDW 0640GS4	J40
	38.4	109.0	MDF 0640H5D	J34
	43.3	109.9	MDA 0640S08H05	J88
	43.6	110.2	MDE 0640S07H05	J20
	43.6	110.2	MDM 0640S07H05	J56
	43.6	110.2	MDW 0640HX5	J64
	43.7	110.3	MDW 0640HGS5	J45
	43.7	110.3	MDW 0640NHGS5	J94
	52.0	91.0	SDP 0640U5HA	J5-3
	52.0	91.0	SDP 0640U5HAK	J5-5
	63.1	131.2	MDE 0640S07H08	J20
	63.2	131.3	MDW 0640HGS8	J45
	67.0	106.0	SDP 0640U7HAK	J5-5
	89.6	154.2	MDW 0640XHGS10	J80
	119.6	184.2	MDW 0640XHGS15	J80
	152.6	217.2	MDW 0640XHGS20	J80
	184.6	249.2	MDW 0640XHGS25	J80
	217.6	282.2	MDW 0640XHGS30	J80
6.5	19.5	70.0	MDF 0650S2D	J28
	19.5	120.0	MDF 0650L2D	J32
	22.5	74.2	MDE 0650S07E02	J14
	22.6	74.3	MDW 0650GS2	J40
	23.6	88.9	MDA 0650S08H03	J88
	23.7	88.9	MDW 0650PHT	J80
	24.0	89.2	MDE 0650S07H03	J20
	24.0	89.2	MDM 0650S07H03	J56
	24.0	89.2	MDW 0650HX3	J64
	24.1	84.3	MDW 0650SGS3	J75
	24.1	89.3	MDW 0650HGS3	J45
	24.1	89.3	MDW 0650HY3	J71
	24.1	89.3	MDW 0650NHGS3	J94
	26.0	88.0	MDF 0650H3D	J34
	33.0	79.0	SDP 0650U3HA	J5-3
	33.0	79.0	SDP 0650U3HAK	J5-5
	33.5	84.2	MDE 0650S07E04	J14
	33.6	84.3	MDW 0650GS4	J40
	39.0	109.0	MDF 0650H5D	J34
	43.1	109.9	MDA 0650S08H05	J88

(蓝色文字：扁平刀头　机夹式)

●刃径ø6.5～ø6.7mm

刃径 DC	有效长度 LU	全长 OAL	型号	页码
6.5	43.5	110.2	MDE 0650S07H05	J20
	43.5	110.2	MDM 0650S07H05	J56
	43.5	110.2	MDW 0650HX5	J64
	43.6	110.3	MDW 0650HGS5	J45
	43.6	110.3	MDW 0650HY5	J71
	43.6	110.3	MDW 0650NHGS5	J94
	52.0	91.0	SDP 0650U5HA	J5-3
	52.0	91.0	SDP 0650U5HAK	J5-5
	63.0	131.2	MDE 0650S07H08	J20
	63.0	131.2	MDW 0650HX8	J64
	63.1	131.3	MDW 0650HGS8	J45
	67.0	106.0	SDP 0650U7HAK	J5-5
	82.4	152.2	MDA 0650S08H10	J88
	82.6	152.3	MDW 0650NHGS10	J94
	89.5	154.2	MDW 0650XHGS10	J80
	100.5	165.2	MDW 0650XHGS12	J80
	119.5	184.2	MDW 0650XHGS15	J80
	152.5	217.2	MDW 0650XHGS20	J80
	184.5	249.2	MDW 0650XHGS25	J80
	217.5	282.2	MDW 0650XHGS30	J80
6.6	19.8	70.0	MDF 0660S2D	J28
	19.8	120.0	MDF 0660L2D	J32
	24.3	74.2	MDE 0660S07E02	J14
	24.5	74.4	MDW 0660GS2	J41
	26.0	88.9	MDW 0660PHT	J80
	26.3	89.2	MDE 0660S07H03	J21
	26.3	89.2	MDM 0660S07H03	J56
	26.3	89.2	MDW 0660HX3	J65
	26.4	88.0	MDF 0660H3D	J34
	26.5	89.4	MDW 0660HGS3	J45
	33.0	79.0	SDP 0660U3HA	J5-3
	33.0	79.0	SDP 0660U3HAK	J5-5
	34.3	84.2	MDE 0660S07E04	J14
	34.5	84.4	MDW 0660GS4	J41
	39.6	109.0	MDF 0660H5D	J34
	45.0	109.9	MDA 0660S08H05	J88
	47.3	110.2	MDE 0660S07H05	J21
	47.3	110.2	MDM 0660S07H05	J56
	47.3	110.2	MDW 0660HX5	J65
	47.5	110.4	MDW 0660HGS5	J45
	47.5	110.4	MDW 0660NHGS5	J94
	52.0	91.0	SDP 0660U5HA	J5-3
	52.0	91.0	SDP 0660U5HAK	J5-5
	67.0	106.0	SDP 0660U7HAK	J5-5
	68.3	131.2	MDE 0660S07H08	J21
	68.5	131.4	MDW 0660HGS8	J45
	96.3	159.2	MDW 0660XHGS10	J80
	131.3	194.2	MDW 0660XHGS15	J80
	166.3	229.2	MDW 0660XHGS20	J80
	201.3	264.2	MDW 0660XHGS25	J80
	236.3	299.2	MDW 0660XHGS30	J80
6.7	20.1	70.0	MDF 0670S2D	J28
	20.1	120.0	MDF 0670L2D	J32
	24.0	88.9	MDA 0670S08H03	J88
	24.2	74.2	MDE 0670S07E02	J14
	24.4	74.4	MDW 0670GS2	J41
	25.9	88.9	MDW 0670PHT	J81
	26.2	89.2	MDE 0670S07H03	J21
	26.2	89.2	MDM 0670S07H03	J56
	26.2	89.2	MDW 0670HX3	J65
	26.4	89.4	MDW 0670HGS3	J45
	26.4	89.4	MDW 0670NHGS3	J94
	26.8	88.0	MDF 0670H3D	J34
	33.0	79.0	SDP 0670U3HA	J5-3
	33.0	79.0	SDP 0670U3HAK	J5-5
	34.2	84.2	MDE 0670S07E04	J14
	34.4	84.4	MDW 0670GS4	J41
	40.2	109.0	MDF 0670H5D	J34
	45.0	109.9	MDA 0670S08H05	J88
	47.2	110.2	MDE 0670S07H05	J21
	47.2	110.2	MDM 0670S07H05	J56
	47.2	110.2	MDW 0670HX5	J65
	47.4	110.4	MDW 0670HGS5	J45
	47.4	110.4	MDW 0670NHGS5	J94
	52.0	91.0	SDP 0670U5HA	J5-3
	52.0	91.0	SDP 0670U5HAK	J5-5
	67.0	106.0	SDP 0670U7HAK	J5-5
	68.2	131.2	MDE 0670S07H08	J21
	68.2	131.2	MDW 0670HX8	J65
	68.4	131.4	MDW 0670HGS8	J45

(蓝色文字：扁平刀头　机夹式)

●刃径ø6.7～ø6.9mm

刃径 DC	有效长度 LU	全长 OAL	型号	页码
6.7	89.4	152.4	MDW 0670NHGS10	J94
	96.2	159.2	MDW 0670XHGS10	J81
	131.2	194.2	MDW 0670XHGS15	J81
	166.2	229.2	MDW 0670XHGS20	J81
	201.2	264.2	MDW 0670XHGS25	J81
	236.2	299.2	MDW 0670XHGS30	J81
6.75	33.0	79.0	SDP 0675U3HA	J5-3
	33.0	79.0	SDP 0675U3HAK	J5-5
	52.0	91.0	SDP 0675U5HA	J5-3
	52.0	91.0	SDP 0675U5HAK	J5-5
	67.0	106.0	SDP 0675U7HAK	J5-5
6.8	20.4	70.0	MDF 0680S2D	J28
	20.4	120.0	MDF 0680L2D	J32
	23.7	88.9	MDA 0680S08H03	J88
	24.0	74.2	MDE 0680S07E02	J14
	24.2	74.4	MDW 0680GS2	J41
	25.7	88.9	MDW 0680PHT	J81
	26.0	89.2	MDE 0680S07H03	J21
	26.0	89.2	MDM 0680S07H03	J56
	26.0	89.2	MDW 0680HX3	J65
	26.2	89.4	MDW 0680HGS3	J45
	26.2	89.4	MDW 0680HY3	J71
	26.2	89.4	MDW 0680NHGS3	J94
	27.2	88.0	MDF 0680H3D	J34
	33.0	79.0	SDP 0680U3HA	J5-3
	33.0	79.0	SDP 0680U3HAK	J5-5
	34.0	84.2	MDE 0680S07E04	J14
	34.2	84.4	MDW 0680GS4	J41
	40.8	109.0	MDF 0680H5D	J34
	44.7	109.9	MDA 0680S08H05	J88
	47.0	110.2	MDE 0680S07H05	J21
	47.0	110.2	MDM 0680S07H05	J56
	47.0	110.2	MDW 0680HX5	J65
	47.2	110.4	MDW 0680HGS5	J45
	47.2	110.4	MDW 0680HY5	J71
	47.2	110.4	MDW 0680NHGS5	J94
	52.0	91.0	SDP 0680U5HA	J5-3
	52.0	91.0	SDP 0680U5HAK	J5-5
	67.0	106.0	SDP 0680U7HAK	J5-5
	68.0	131.2	MDE 0680S07H08	J21
	68.0	131.2	MDW 0680HX8	J65
	68.2	131.4	MDW 0680HGS8	J45
	68.2	131.4	MDW 0680HY8	J71
	87.0	152.2	MDA 0680S08H10	J88
	89.2	152.4	MDW 0680NHGS10	J94
	96.0	159.2	MDW 0680XHGS10	J81
	131.0	194.2	MDW 0680XHGS15	J81
	166.0	229.2	MDW 0680XHGS20	J81
	201.0	264.2	MDW 0680XHGS25	J81
	236.0	299.2	MDW 0680XHGS30	J81
6.9	20.7	70.0	MDF 0690S2D	J28
	20.7	120.0	MDF 0690L2D	J32
	24.0	74.3	MDE 0690S07E02	J14
	24.1	74.4	MDW 0690GS2	J41
	25.6	88.9	MDW 0690PHT	J81
	26.0	89.3	MDE 0690S07H03	J21
	26.0	89.3	MDM 0690S07H03	J56
	26.0	89.3	MDW 0690HX3	J65
	26.1	89.4	MDW 0690HGS3	J45
	27.6	88.0	MDF 0690H3D	J34
	33.0	79.0	SDP 0690U3HA	J5-3
	33.0	79.0	SDP 0690U3HAK	J5-5
	34.0	84.3	MDE 0690S07E04	J14
	34.1	84.4	MDW 0690GS4	J41
	41.4	109.0	MDF 0690H5D	J34
	47.0	110.3	MDE 0690S07H05	J21
	47.0	110.3	MDM 0690S07H05	J56
	47.0	110.3	MDW 0690HX5	J65
	47.1	110.4	MDW 0690HGS5	J45
	47.1	110.4	MDW 0690NHGS5	J94
	52.0	91.0	SDP 0690U5HA	J5-3
	52.0	91.0	SDP 0690U5HAK	J5-5
	68.0	131.3	MDE 0690S07H08	J21
	68.0	131.3	MDW 0690HX8	J65
	68.1	131.4	MDW 0690HGS8	J45
	77.0	116.0	SDP 0690U7HAK	J5-5
	96.0	159.3	MDW 0690XHGS10	J81
	131.0	194.3	MDW 0690XHGS15	J81
	166.0	229.3	MDW 0690XHGS20	J81
	201.0	264.3	MDW 0690XHGS25	J81

(蓝色文字：扁平刀头　机夹式)

有效长度(LU)为可使用长度的参考标准，加工时请根据沟槽长度(LCF)考虑切屑排出量进行使用。

不同刃径的有效长度一览

●刃径ø6.9～ø7.14mm

刃径 DC	有效长度 LU	全长 OAL	型号	页码
6.9	236.0	299.3	MDW 0690XHGS30	J81
7.0	21.0	70.0	MDF 0700S2D	J28
	21.0	120.0	MDF 0700L2D	J32
	23.4	88.9	MDA 0700S08H03	J88
	23.8	74.3	MDE 0700S07E02	J14
	23.9	74.4	MDW 0700GS2	J41
	25.4	88.9	MDW 0700PHT	J81
	25.8	89.3	MDE 0700S07H03	J21
	25.8	89.3	MDM 0700S07H03	J57
	25.8	89.3	MDW 0700HX3	J65
	25.9	84.4	MDW 0700SGS3	J75
	25.9	89.4	MDW 0700HGS3	J45
	25.9	89.4	MDW 0700HY3	J71
	25.9	89.4	MDW 0700NHGS3	J94
	26.1	84.6	MDS 07000SDC3	J97
	28.0	88.0	MDF 0700H3D	J34
	33.0	79.0	SDP 0700U3HA	J5-3
	33.0	79.0	SDP 0700U3HAK	J5-5
	33.8	84.3	MDE 0700S07E04	J14
	33.9	84.4	MDW 0700GS4	J41
	42.0	109.0	MDF 0700H5D	J34
	44.4	109.9	MDA 0700S08H05	J88
	46.8	110.3	MDE 0700S07H05	J21
	46.8	110.3	MDM 0700S07H05	J57
	46.8	110.3	MDW 0700HX5	J65
	46.9	110.4	MDW 0700HGS5	J45
	46.9	110.4	MDW 0700HY5	J71
	46.9	110.4	MDW 0700NHGS5	J94
	52.0	91.0	SDP 0700U5HA	J5-3
	52.0	91.0	SDP 0700U5HAK	J5-5
	67.8	131.3	MDE 0700S07H08	J21
	67.8	131.3	MDW 0700HX8	J65
	67.9	131.4	MDW 0700HGS8	J45
	77.0	116.0	SDP 0700U7HAK	J5-5
	86.8	152.3	MDA 0700S08H10	J88
	88.9	152.4	MDW 0700NHGS10	J94
	95.8	159.3	MDW 0700XHGS10	J81
	109.8	173.3	MDW 0700XHGS12	J81
	130.8	194.3	MDW 0700XHGS15	J81
	165.8	229.3	MDW 0700XHGS20	J81
	200.8	264.3	MDW 0700XHGS25	J81
	235.8	299.3	MDW 0700XHGS30	J81
7.1	21.3	70.0	MDF 0710S2D	J28
	21.3	130.0	MDF 0710L2D	J32
	23.7	79.3	MDE 0710S08E02	J14
	23.9	79.5	MDW 0710GS2	J41
	27.9	95.0	MDW 0710PHT	J81
	28.2	95.3	MDE 0710S08H03	J21
	28.2	95.3	MDM 0710S08H03	J57
	28.2	95.3	MDW 0710HX3	J65
	28.4	94.0	MDF 0710H3D	J34
	28.4	95.5	MDW 0710HGS3	J45
	35.7	91.3	MDE 0710S08E04	J14
	35.9	91.5	MDW 0710GS4	J41
	39.0	79.0	SDP 0710U3HA	J5-3
	39.0	79.0	SDP 0710U3HAK	J5-5
	42.6	118.0	MDF 0710H5D	J34
	50.3	118.9	MDA 0710S08H05	J88
	50.7	119.3	MDE 0710S08H05	J21
	50.7	119.3	MDM 0710S08H05	J57
	50.7	119.3	MDW 0710HX5	J65
	50.9	119.5	MDW 0710HGS5	J45
	50.9	119.5	MDW 0710NHGS5	J94
	52.0	91.0	SDP 0710U5HA	J5-3
	52.0	91.0	SDP 0710U5HAK	J5-5
	73.2	143.3	MDE 0710S08H08	J21
	73.4	143.5	MDW 0710HGS8	J45
	77.0	116.0	SDP 0710U7HAK	J5-5
	103.7	170.3	MDW 0710XHGS10	J81
	138.7	205.3	MDW 0710XHGS15	J81
	176.7	243.3	MDW 0710XHGS20	J81
	213.7	280.3	MDW 0710XHGS25	J81
	251.7	318.3	MDW 0710XHGS30	J81
7.12	39.0	79.0	SDP 0712U3HA	J5-3
	39.0	79.0	SDP 0712U3HAK	J5-5
	52.0	91.0	SDP 0712U5HA	J5-3
	52.0	91.0	SDP 0712U5HAK	J5-5
	77.0	116.0	SDP 0712U7HAK	J5-5
7.14	39.0	79.0	SDP 0714U3HA	J5-3
	39.0	79.0	SDP 0714U3HAK	J5-5

(蓝色文字：扁平刀头　机夹式)

●刃径ø7.14～ø7.35mm

刃径 DC	有效长度 LU	全长 OAL	型号	页码
7.14	52.0	91.0	SDP 0714U5HA	J5-3
	52.0	91.0	SDP 0714U5HAK	J5-5
	77.0	116.0	SDP 0714U7HAK	J5-5
7.2	21.6	70.0	MDF 0720S2D	J28
	21.6	130.0	MDF 0720L2D	J32
	23.5	79.3	MDE 0720S08E02	J14
	23.7	79.5	MDW 0720GS2	J41
	27.7	95.0	MDW 0720PHT	J81
	28.0	95.3	MDE 0720S08H03	J21
	28.0	95.3	MDM 0720S08H03	J57
	28.0	95.3	MDW 0720HX3	J65
	28.2	95.5	MDW 0720HGS3	J45
	28.8	94.0	MDF 0720H3D	J34
	35.5	91.3	MDE 0720S08E04	J14
	35.7	91.5	MDW 0720GS4	J41
	39.0	79.0	SDP 0720U3HA	J5-3
	39.0	79.0	SDP 0720U3HAK	J5-5
	43.2	118.0	MDF 0720H5D	J34
	50.2	119.0	MDA 0720S08H05	J88
	50.5	119.3	MDE 0720S08H05	J21
	50.5	119.3	MDM 0720S08H05	J57
	50.5	119.3	MDW 0720HX5	J65
	50.7	119.5	MDW 0720HGS5	J45
	50.7	119.5	MDW 0720NHGS5	J94
	52.0	91.0	SDP 0720U5HA	J5-3
	52.0	91.0	SDP 0720U5HAK	J5-5
	73.0	143.3	MDE 0720S08H08	J21
	73.2	143.5	MDW 0720HGS8	J45
	77.0	116.0	SDP 0720U7HAK	J5-5
	95.7	167.5	MDW 0720NHGS10	J94
	103.5	170.3	MDW 0720XHGS10	J81
	138.5	205.3	MDW 0720XHGS15	J81
	176.5	243.3	MDW 0720XHGS20	J81
	213.5	280.3	MDW 0720XHGS25	J81
	251.5	318.3	MDW 0720XHGS30	J81
7.3	21.9	70.0	MDF 0730S2D	J28
	21.9	130.0	MDF 0730L2D	J32
	23.4	79.3	MDE 0730S08E02	J14
	23.6	79.5	MDW 0730GS2	J41
	27.6	95.0	MDW 0730PHT	J81
	27.9	95.3	MDE 0730S08H03	J21
	27.9	95.3	MDM 0730S08H03	J57
	27.9	95.3	MDW 0730HX3	J65
	28.1	95.5	MDW 0730HGS3	J45
	29.2	94.0	MDF 0730H3D	J34
	35.4	91.3	MDE 0730S08E04	J14
	35.6	91.5	MDW 0730GS4	J41
	39.0	79.0	SDP 0730U3HA	J5-3
	39.0	79.0	SDP 0730U3HAK	J5-5
	43.8	118.0	MDF 0730H5D	J34
	50.0	119.0	MDA 0730S08H05	J88
	50.4	119.3	MDE 0730S08H05	J21
	50.4	119.3	MDM 0730S08H05	J57
	50.4	119.3	MDW 0730HX5	J65
	50.6	119.5	MDW 0730HGS5	J45
	50.6	119.5	MDW 0730NHGS5	J94
	52.0	91.0	SDP 0730U5HA	J5-3
	52.0	91.0	SDP 0730U5HAK	J5-5
	72.9	143.3	MDE 0730S08H08	J21
	73.1	143.5	MDW 0730HGS8	J45
	77.0	116.0	SDP 0730U7HAK	J5-5
	103.4	170.3	MDW 0730XHGS10	J81
	138.4	205.3	MDW 0730XHGS15	J81
	176.4	243.3	MDW 0730XHGS20	J81
	213.4	280.3	MDW 0730XHGS25	J81
	251.4	318.3	MDW 0730XHGS30	J81
7.33	39.0	79.0	SDP 0733U3HA	J5-3
	39.0	79.0	SDP 0733U3HAK	J5-5
	52.0	91.0	SDP 0733U5HA	J5-3
	52.0	91.0	SDP 0733U5HAK	J5-5
	77.0	116.0	SDP 0733U7HAK	J5-5
7.35	27.4	95.0	MDA 0735S08H03	J88
	28.0	95.5	MDW 0735NHGS3	J94
	39.0	79.0	SDP 0735U3HA	J5-3
	39.0	79.0	SDP 0735U3HAK	J5-5
	49.9	119.0	MDA 0735S08H05	J88
	50.5	119.5	MDW 0735NHGS5	J94
	52.0	91.0	SDP 0735U5HA	J5-3
	52.0	91.0	SDP 0735U5HAK	J5-5
	77.0	116.0	SDP 0735U7HAK	J5-5

(蓝色文字：扁平刀头　机夹式)

●刃径ø7.36～ø7.5mm

刃径 DC	有效长度 LU	全长 OAL	型号	页码
7.36	22.0	70.0	MDF 0736S2D	J28
	23.2	79.3	MDE 0736S08E02	J14
	50.2	119.3	MDE 0736S08H05	J21
7.37	39.0	79.0	SDP 0737U3HA	J5-3
	39.0	79.0	SDP 0737U3HAK	J5-5
	52.0	91.0	SDP 0737U5HA	J5-3
	52.0	91.0	SDP 0737U5HAK	J5-5
	77.0	116.0	SDP 0737U7HAK	J5-5
7.38	22.1	70.0	MDF 0738S2D	J28
	23.2	79.3	MDE 0738S08E02	J14
	50.2	119.3	MDE 0738S08H05	J21
7.4	22.2	70.0	MDF 0740S2D	J28
	22.2	130.0	MDF 0740L2D	J32
	23.2	79.3	MDE 0740S08E02	J14
	23.4	79.5	MDW 0740GS2	J41
	27.4	95.0	MDA 0740S08H03	J88
	27.4	95.0	MDW 0740PHT	J81
	27.7	95.3	MDE 0740S08H03	J21
	27.7	95.3	MDM 0740S08H03	J57
	27.7	95.3	MDW 0740HX3	J65
	27.9	95.5	MDW 0740HGS3	J45
	27.9	95.5	MDW 0740NHGS3	J94
	29.6	94.0	MDF 0740H3D	J34
	35.2	91.3	MDE 0740S08E04	J14
	35.4	91.5	MDW 0740GS4	J41
	39.0	79.0	SDP 0740U3HA	J5-3
	39.0	79.0	SDP 0740U3HAK	J5-5
	44.4	118.0	MDF 0740H5D	J34
	49.9	119.0	MDA 0740S08H05	J88
	50.2	119.3	MDE 0740S08H05	J21
	50.2	119.3	MDM 0740S08H05	J57
	50.2	119.3	MDW 0740HX5	J65
	50.4	119.5	MDW 0740HGS5	J45
	50.4	119.5	MDW 0740NHGS5	J94
	52.0	91.0	SDP 0740U5HA	J5-3
	52.0	91.0	SDP 0740U5HAK	J5-5
	72.7	143.3	MDE 0740S08H08	J21
	72.9	143.5	MDW 0740HGS8	J45
	77.0	116.0	SDP 0740U7HAK	J5-5
	103.2	170.3	MDW 0740XHGS10	J81
	138.2	205.3	MDW 0740XHGS15	J81
	176.2	243.3	MDW 0740XHGS20	J81
	213.2	280.3	MDW 0740XHGS25	J81
	251.2	318.3	MDW 0740XHGS30	J81
7.47	39.0	79.0	SDP 0747U3HA	J5-3
	39.0	79.0	SDP 0747U3HAK	J5-5
	52.0	91.0	SDP 0747U5HA	J5-3
	52.0	91.0	SDP 0747U5HAK	J5-5
	77.0	116.0	SDP 0747U7HAK	J5-5
7.5	22.5	70.0	MDF 0750S2D	J28
	22.5	130.0	MDF 0750L2D	J32
	23.2	79.4	MDE 0750S08E02	J14
	23.4	79.6	MDW 0750GS2	J41
	27.3	95.0	MDA 0750S08H03	J88
	27.3	95.0	MDW 0750PHT	J81
	27.7	95.4	MDE 0750S08H03	J21
	27.7	95.4	MDM 0750S08H03	J57
	27.7	95.4	MDW 0750HX3	J65
	27.9	91.6	MDW 0750SGS3	J75
	27.9	95.6	MDW 0750HGS3	J45
	27.9	95.6	MDW 0750NHGS3	J94
	30.0	94.0	MDF 0750H3D	J34
	35.2	91.4	MDE 0750S08E04	J14
	35.4	91.6	MDW 0750GS4	J41
	39.0	79.0	SDP 0750U3HA	J5-3
	39.0	79.0	SDP 0750U3HAK	J5-5
	45.0	118.0	MDF 0750H5D	J34
	49.8	119.0	MDA 0750S08H05	J88
	50.2	119.4	MDE 0750S08H05	J21
	50.2	119.4	MDM 0750S08H05	J57
	50.2	119.4	MDW 0750HX5	J65
	50.4	119.6	MDW 0750HGS5	J45
	50.4	119.6	MDW 0750NHGS5	J94
	52.0	91.0	SDP 0750U5HA	J5-3
	52.0	91.0	SDP 0750U5HAK	J5-5
	72.7	143.4	MDE 0750S08H08	J21
	72.7	143.4	MDW 0750HX8	J65
	72.9	143.6	MDW 0750HGS8	J45
	77.0	116.0	SDP 0750U7HAK	J5-5
	95.1	167.4	MDA 0750S08H10	J88

(蓝色文字：扁平刀头　机夹式)

有效长度(LU)为可使用长度的参考标准，加工时请根据沟槽长度(LCF)考虑切屑排出量进行使用。

不同刃径的有效长度一览

●刃径ø7.5～ø7.7mm

刃径 DC	有效长度 LU	全长 OAL	型号	页码
7.5	95.4	167.6	MDW 0750NHGS10	J94
	103.2	170.4	MDW 0750XHGS10	J81
	116.2	183.4	MDW 0750XHGS12	J81
	138.2	205.4	MDW 0750XHGS15	J81
	176.2	243.4	MDW 0750XHGS20	J81
	213.2	280.4	MDW 0750XHGS25	J81
	251.2	318.4	MDW 0750XHGS30	J81
7.52	22.5	70.0	MDF 0752S2D	J28
	26.0	79.4	MDE 0752S08E02	J14
	39.0	79.0	SDP 0752U3HA	J5-3
	39.0	79.0	SDP 0752U3HAK	J5-5
	52.0	91.0	SDP 0752U5HA	J5-3
	52.0	91.0	SDP 0752U5HAK	J5-5
	54.0	119.4	MDE 0752S08H05	J21
	77.0	116.0	SDP 0752U7HAK	J5-5
7.54	22.6	70.0	MDF 0754S2D	J28
	26.0	79.4	MDE 0754S08E02	J14
	39.0	79.0	SDP 0754U3HA	J5-3
	39.0	79.0	SDP 0754U3HAK	J5-5
	52.0	91.0	SDP 0754U5HA	J5-3
	52.0	91.0	SDP 0754U5HAK	J5-5
	54.0	119.4	MDE 0754S08H05	J21
	77.0	116.0	SDP 0754U7HAK	J5-5
7.6	22.8	70.0	MDF 0760S2D	J28
	22.8	130.0	MDF 0760L2D	J32
	26.0	79.4	MDE 0760S08E02	J14
	26.2	79.6	MDW 0760GS2	J41
	29.6	95.0	MDW 0760PHT	J81
	30.0	95.4	MDE 0760S08H03	J21
	30.0	95.4	MDM 0760S08H03	J57
	30.0	95.4	MDW 0760HX3	J65
	30.2	95.6	MDW 0760HGS3	J45
	30.4	94.0	MDF 0760H3D	J34
	38.0	91.4	MDE 0760S08E04	J14
	38.2	91.6	MDW 0760GS4	J41
	39.0	79.0	SDP 0760U3HA	J5-3
	39.0	79.0	SDP 0760U3HAK	J5-5
	45.6	118.0	MDF 0760H5D	J34
	52.0	91.0	SDP 0760U5HA	J5-3
	52.0	91.0	SDP 0760U5HAK	J5-5
	53.6	119.0	MDA 0760S08H05	J88
	54.0	119.4	MDE 0760S08H05	J21
	54.0	119.4	MDM 0760S08H05	J57
	54.0	119.4	MDW 0760HX5	J65
	54.2	119.6	MDW 0760HGS5	J45
	54.2	119.6	MDW 0760NHGS5	J94
	77.0	116.0	SDP 0760U7HAK	J5-5
	78.0	143.4	MDE 0760S08H08	J21
	78.2	143.6	MDW 0760HGS8	J45
	110.0	175.4	MDW 0760XHGS10	J81
	150.0	215.4	MDW 0760XHGS15	J81
	190.0	255.4	MDW 0760XHGS20	J81
	230.0	295.4	MDW 0760XHGS25	J81
	270.0	335.4	MDW 0760XHGS30	J81
7.7	23.1	70.0	MDF 0770S2D	J28
	23.1	130.0	MDF 0770L2D	J32
	25.9	79.4	MDE 0770S08E02	J14
	26.1	79.6	MDW 0770GS2	J41
	29.5	95.0	MDW 0770PHT	J81
	29.9	95.4	MDE 0770S08H03	J21
	29.9	95.4	MDM 0770S08H03	J57
	29.9	95.4	MDW 0770HX3	J65
	30.1	95.6	MDW 0770HGS3	J45
	30.8	94.0	MDF 0770H3D	J34
	37.9	91.4	MDE 0770S08E04	J14
	38.1	91.6	MDW 0770GS4	J41
	39.0	79.0	SDP 0770U3HA	J5-3
	39.0	79.0	SDP 0770U3HAK	J5-5
	46.2	118.0	MDF 0770H5D	J34
	52.0	91.0	SDP 0770U5HA	J5-3
	52.0	91.0	SDP 0770U5HAK	J5-5
	53.5	119.0	MDA 0770S08H05	J88
	53.9	119.4	MDE 0770S08H05	J21
	53.9	119.4	MDM 0770S08H05	J57
	53.9	119.4	MDW 0770HX5	J65
	54.1	119.6	MDW 0770HGS5	J45
	54.1	119.6	MDW 0770NHGS5	J94
	77.0	116.0	SDP 0770U7HAK	J5-5
	77.9	143.4	MDE 0770S08H08	J21
	78.1	143.6	MDW 0770HGS8	J45

(蓝色文字：扁平刀头　机夹式)

●刃径ø7.7～ø8.0mm

刃径 DC	有效长度 LU	全长 OAL	型号	页码
7.7	109.9	175.4	MDW 0770XHGS10	J81
	149.9	215.4	MDW 0770XHGS15	J81
	189.9	255.4	MDW 0770XHGS20	J81
	229.9	295.4	MDW 0770XHGS25	J81
	269.9	335.4	MDW 0770XHGS30	J81
7.8	23.4	70.0	MDF 0780S2D	J28
	23.4	130.0	MDF 0780L2D	J32
	25.7	79.4	MDE 0780S08E02	J14
	25.9	79.6	MDW 0780GS2	J41
	29.3	95.0	MDA 0780S08H03	J88
	29.3	95.0	MDW 0780PHT	J81
	29.7	95.4	MDE 0780S08H03	J21
	29.7	95.4	MDM 0780S08H03	J57
	29.7	95.4	MDW 0780HX3	J65
	29.9	95.6	MDW 0780HGS3	J45
	29.9	95.6	MDW 0780NHGS3	J94
	31.2	94.0	MDF 0780H3D	J34
	37.7	91.4	MDE 0780S08E04	J14
	37.9	91.6	MDW 0780GS4	J41
	39.0	79.0	SDP 0780U3HA	J5-3
	39.0	79.0	SDP 0780U3HAK	J5-5
	46.8	118.0	MDF 0780H5D	J34
	52.0	91.0	SDP 0780U5HA	J5-3
	52.0	91.0	SDP 0780U5HAK	J5-5
	53.3	119.0	MDA 0780S08H05	J88
	53.7	119.4	MDE 0780S08H05	J21
	53.7	119.4	MDM 0780S08H05	J57
	53.7	119.4	MDW 0780HX5	J65
	53.9	119.6	MDW 0780HGS5	J45
	53.9	119.6	MDW 0780NHGS5	J94
	77.0	116.0	SDP 0780U7HAK	J5-5
	77.7	143.4	MDE 0780S08H08	J21
	77.9	143.6	MDW 0780HGS8	J45
	101.7	167.4	MDA 0780S08H10	J88
	101.9	167.6	MDW 0780NHGS10	J94
	109.7	175.4	MDW 0780XHGS10	J81
	149.7	215.4	MDW 0780XHGS15	J81
	189.7	255.4	MDW 0780XHGS20	J81
	229.7	295.4	MDW 0780XHGS25	J81
	269.7	335.4	MDW 0780XHGS30	J81
7.9	23.7	70.0	MDF 0790S2D	J28
	23.7	130.0	MDF 0790L2D	J32
	25.6	79.4	MDE 0790S08E02	J14
	25.8	79.6	MDW 0790GS2	J41
	29.3	95.1	MDW 0790PHT	J81
	29.6	95.4	MDE 0790S08H03	J21
	29.6	95.4	MDM 0790S08H03	J57
	29.6	95.4	MDW 0790HX3	J65
	29.8	95.6	MDW 0790HGS3	J45
	31.6	94.0	MDF 0790H3D	J34
	37.6	91.4	MDE 0790S08E04	J14
	37.8	91.6	MDW 0790GS4	J41
	39.0	79.0	SDP 0790U3HA	J5-3
	39.0	79.0	SDP 0790U3HAK	J5-5
	47.4	118.0	MDF 0790H5D	J34
	52.0	91.0	SDP 0790U5HA	J5-3
	52.0	91.0	SDP 0790U5HAK	J5-5
	53.2	119.1	MDA 0790S08H05	J88
	53.6	119.4	MDE 0790S08H05	J21
	53.6	119.4	MDM 0790S08H05	J57
	53.6	119.4	MDW 0790HX5	J65
	53.8	119.6	MDW 0790HGS5	J45
	53.8	119.6	MDW 0790NHGS5	J94
	77.0	116.0	SDP 0790U7HAK	J5-5
	77.6	143.4	MDE 0790S08H08	J21
	77.8	143.6	MDW 0790HGS8	J45
	109.6	175.4	MDW 0790XHGS10	J81
	149.6	215.4	MDW 0790XHGS15	J81
	189.6	255.4	MDW 0790XHGS20	J81
	229.6	295.4	MDW 0790XHGS25	J81
	269.6	335.4	MDW 0790XHGS30	J81
7.938	30.0	91.9	MDS 07938SDC3	J97
7.94	39.0	79.0	SDP 0794U3HA	J5-3
	39.0	79.0	SDP 0794U3HAK	J5-5
	52.0	91.0	SDP 0794U5HA	J5-3
	52.0	91.0	SDP 0794U5HAK	J5-5
	77.0	116.0	SDP 0794U7HAK	J5-5
8.0	24.0	70.0	MDF 0800S2D	J28
	24.0	130.0	MDF 0800L2D	J32
	24.0	130.0	MDF 0800L2D-S6	J32

(蓝色文字：扁平刀头　机夹式)

●刃径ø8.0～ø8.2mm

刃径 DC	有效长度 LU	全长 OAL	型号	页码
8.0	25.5	79.5	MDE 0800S08E02	J14
	25.7	79.7	MDW 0800GS2	J41
	29.1	95.1	MDA 0800S08H03	J88
	29.1	95.1	MDW 0800PHT	J81
	29.5	95.5	MDE 0800S08H03	J21
	29.5	95.5	MDM 0800S08H03	J57
	29.5	95.5	MDW 0800HX3	J65
	29.7	91.7	MDW 0800SGS3	J75
	29.7	95.7	MDW 0800HGS3	J45
	29.7	95.7	MDW 0800HY3	J71
	29.7	95.7	MDW 0800NHGS3	J94
	29.9	91.9	MDS 08000SDC3	J97
	32.0	94.0	MDF 0800H3D	J34
	37.5	91.5	MDE 0800S08E04	J14
	37.7	91.7	MDW 0800GS4	J41
	39.0	79.0	SDP 0800U3HA	J5-3
	39.0	79.0	SDP 0800U3HAK	J5-5
	48.0	118.0	MDF 0800H5D	J34
	52.0	91.0	SDP 0800U5HA	J5-3
	52.0	91.0	SDP 0800U5HAK	J5-5
	53.1	119.1	MDA 0800S08H05	J88
	53.5	119.5	MDE 0800S08H05	J21
	53.5	119.5	MDM 0800S08H05	J57
	53.5	119.5	MDW 0800HX5	J65
	53.7	119.7	MDW 0800HGS5	J45
	53.7	119.7	MDW 0800HY5	J71
	53.7	119.7	MDW 0800NHGS5	J94
	77.0	116.0	SDP 0800U7HAK	J5-5
	77.5	143.5	MDE 0800S08H08	J21
	77.5	143.5	MDW 0800HX8	J65
	77.7	143.7	MDW 0800HGS8	J45
	101.5	167.5	MDA 0800S08H10	J88
	101.7	167.7	MDW 0800NHGS10	J94
	109.5	175.5	MDW 0800XHGS10	J81
	125.5	191.5	MDW 0800XHGS12	J81
	149.5	215.5	MDW 0800XHGS15	J81
	189.5	255.5	MDW 0800XHGS20	J81
	229.5	295.5	MDW 0800XHGS25	J81
	269.5	335.5	MDW 0800XHGS30	J81
8.1	24.3	80.0	MDF 0810S2D	J28
	24.3	140.0	MDF 0810L2D	J32
	25.4	83.5	MDE 0810S09E02	J14
	25.6	83.7	MDW 0810GS2	J41
	31.9	101.5	MDE 0810S09H03	J21
	31.9	101.5	MDM 0810S09H03	J57
	31.9	101.5	MDW 0810HX3	J65
	32.1	101.7	MDW 0810HGS3	J45
	32.4	100.0	MDF 0810H3D	J34
	42.4	99.5	MDE 0810S09E04	J14
	42.6	99.7	MDW 0810GS4	J41
	45.0	89.0	SDP 0810U3HA	J5-3
	45.0	89.0	SDP 0810U3HAK	J5-5
	48.6	127.0	MDF 0810H5D	J34
	56.9	128.1	MDA 0810S10H05	J88
	57.4	128.5	MDE 0810S09H05	J21
	57.4	128.5	MDM 0810S09H05	J57
	57.4	128.5	MDW 0810HX5	J65
	57.6	128.7	MDW 0810HGS5	J45
	57.6	128.7	MDW 0810NHGS5	J94
	59.0	103.0	SDP 0810U5HA	J5-3
	59.0	103.0	SDP 0810U5HAK	J5-5
	82.9	155.5	MDE 0810S09H08	J21
	83.1	155.7	MDW 0810HGS8	J45
	87.0	131.0	SDP 0810U7HAK	J5-5
	108.3	182.5	MDA 0810S10H10	J88
8.2	24.6	80.0	MDF 0820S2D	J28
	24.6	140.0	MDF 0820L2D	J32
	25.2	83.5	MDE 0820S09E02	J14
	25.4	83.7	MDW 0820GS2	J41
	31.7	101.5	MDE 0820S09H03	J21
	31.7	101.5	MDM 0820S09H03	J57
	31.7	101.5	MDW 0820HX3	J65
	31.9	101.7	MDW 0820HGS3	J45
	32.8	100.0	MDF 0820H3D	J34
	42.2	99.5	MDE 0820S09E04	J14
	42.4	99.7	MDW 0820GS4	J41
	45.0	89.0	SDP 0820U3HA	J5-3
	45.0	89.0	SDP 0820U3HAK	J5-5
	49.2	127.0	MDF 0820H5D	J34
	56.8	128.1	MDA 0820S10H05	J88

(蓝色文字：扁平刀头　机夹式)

有效长度(LU)为可使用长度的参考标准，加工时请根据沟槽长度(LCF)考虑切屑排出量进行使用。

不同刃径的有效长度一览

●刃径ø8.2～ø8.5mm

刃径 DC	有效长度 LU	全长 OAL	型号	页码
8.2	57.2	128.5	MDE 0820S09H05	J21
	57.2	128.5	MDM 0820S09H05	J57
	57.2	128.5	MDW 0820HX5	J65
	57.4	128.7	MDW 0820HGS5	J45
	57.4	128.7	MDW 0820NHGS5	J94
	59.0	103.0	SDP 0820U5HA	J5-3
	59.0	103.0	SDP 0820U5HAK	J5-5
	82.7	155.5	MDE 0820S09H08	J21
	82.9	155.7	MDW 0820HGS8	J45
	87.0	131.0	SDP 0820U7HAK	J5-5
	108.2	182.5	MDA 0820S10H10	J88
8.3	24.9	80.0	MDF 0830S2D	J28
	24.9	140.0	MDF 0830L2D	J32
	25.1	83.5	MDE 0830S09E02	J14
	25.3	83.7	MDW 0830GS2	J41
	31.6	101.5	MDE 0830S09H03	J21
	31.6	101.5	MDM 0830S09H03	J57
	31.6	101.5	MDW 0830HX3	J65
	31.8	101.7	MDW 0830HGS3	J45
	33.2	100.0	MDF 0830H3D	J34
	42.1	99.5	MDE 0830S09E04	J14
	42.3	99.7	MDW 0830GS4	J41
	45.0	89.0	SDP 0830U3HA	J5-3
	45.0	89.0	SDP 0830U3HAK	J5-5
	49.8	127.0	MDF 0830H5D	J34
	56.7	128.1	MDA 0830S10H05	J88
	57.1	128.5	MDE 0830S09H05	J21
	57.1	128.5	MDM 0830S09H05	J57
	57.1	128.5	MDW 0830HX5	J65
	57.3	128.7	MDW 0830HGS5	J45
	57.3	128.7	MDW 0830NHGS5	J94
	59.0	103.0	SDP 0830U5HA	J5-3
	59.0	103.0	SDP 0830U5HAK	J5-5
	82.6	155.5	MDE 0830S09H08	J21
	82.8	155.7	MDW 0830HGS8	J45
	87.0	131.0	SDP 0830U7HAK	J5-5
8.33	45.0	89.0	SDP 0833U3HA	J5-3
	45.0	89.0	SDP 0833U3HAK	J5-5
	59.0	103.0	SDP 0833U5HA	J5-3
	59.0	103.0	SDP 0833U5HAK	J5-5
	87.0	131.0	SDP 0833U7HAK	J5-5
8.4	24.9	83.5	MDE 0840S09E02	J14
	25.1	83.7	MDW 0840GS2	J41
	25.2	80.0	MDF 0840S2D	J28
	25.2	140.0	MDF 0840L2D	J32
	31.4	101.5	MDE 0840S09H03	J21
	31.4	101.5	MDM 0840S09H03	J57
	31.4	101.5	MDW 0840HX3	J65
	31.6	101.7	MDW 0840HGS3	J45
	33.6	100.0	MDF 0840H3D	J34
	41.9	99.5	MDE 0840S09E04	J14
	42.1	99.7	MDW 0840GS4	J41
	45.0	89.0	SDP 0840U3HA	J5-3
	45.0	89.0	SDP 0840U3HAK	J5-5
	50.4	127.0	MDF 0840H5D	J34
	56.5	128.1	MDA 0840S10H05	J88
	56.9	128.5	MDE 0840S09H05	J21
	56.9	128.5	MDM 0840S09H05	J57
	56.9	128.5	MDW 0840HX5	J65
	57.1	128.7	MDW 0840HGS5	J45
	57.1	128.7	MDW 0840NHGS5	J94
	59.0	103.0	SDP 0840U5HA	J5-3
	59.0	103.0	SDP 0840U5HAK	J5-5
	82.4	155.5	MDE 0840S09H08	J21
	82.6	155.7	MDW 0840HGS8	J45
	87.0	131.0	SDP 0840U7HAK	J5-5
8.5	24.8	83.5	MDE 0850S09E02	J14
	25.1	83.8	MDW 0850GS2	J41
	25.5	80.0	MDF 0850S2D	J28
	25.5	140.0	MDF 0850L2D	J32
	30.9	101.1	MDW 0850PHT	J82
	31.0	101.1	MDA 0850S10H03	J88
	31.3	101.5	MDE 0850S09H03	J21
	31.3	101.5	MDM 0850S09H03	J57
	31.3	101.5	MDW 0850HX3	J65
	31.6	99.8	MDW 0850SGS3	J75
	31.6	101.8	MDW 0850HGS3	J45
	31.6	101.8	MDW 0850HY3	J71
	31.6	101.8	MDW 0850NHGS3	J94
	34.0	100.0	MDF 0850H3D	J34

(蓝色文字：扁平刀头　机夹式)

●刃径ø8.5～ø8.7mm

刃径 DC	有效长度 LU	全长 OAL	型号	页码
8.5	41.8	99.5	MDE 0850S09E04	J14
	42.1	99.8	MDW 0850GS4	J41
	45.0	89.0	SDP 0850U3HA	J5-3
	45.0	89.0	SDP 0850U3HAK	J5-5
	51.0	127.0	MDF 0850H5D	J34
	56.5	128.1	MDA 0850S10H05	J88
	56.8	128.5	MDE 0850S09H05	J21
	56.8	128.5	MDM 0850S09H05	J57
	56.8	128.5	MDW 0850HX5	J65
	57.1	128.8	MDW 0850HGS5	J45
	57.1	128.8	MDW 0850HY5	J71
	57.1	128.8	MDW 0850NHGS5	J94
	59.0	103.0	SDP 0850U5HA	J5-3
	59.0	103.0	SDP 0850U5HAK	J5-5
	82.3	155.5	MDE 0850S09H08	J21
	82.3	155.5	MDW 0850HX8	J65
	82.6	155.8	MDW 0850HGS8	J45
	82.6	155.8	MDW 0850HY8	J71
	87.0	131.0	SDP 0850U7HAK	J5-5
	107.9	182.5	MDA 0850S10H10	J88
	108.1	182.8	MDW 0850NHGS10	J94
	116.8	186.5	MDW 0850XHGS10	J82
	131.8	201.5	MDW 0850XHGS12	J82
	156.8	226.5	MDW 0850XHGS15	J82
	199.8	269.5	MDW 0850XHGS20	J82
	241.8	311.5	MDW 0850XHGS25	J82
	284.8	354.5	MDW 0850XHGS30	J82
8.6	25.8	80.0	MDF 0860S2D	J28
	25.8	140.0	MDF 0860L2D	J32
	26.7	83.6	MDE 0860S09E02	J14
	26.9	83.8	MDW 0860GS2	J41
	31.2	101.1	MDA 0860S10H03	J88
	33.7	101.6	MDE 0860S09H03	J21
	33.7	101.6	MDM 0860S09H03	J57
	33.7	101.6	MDW 0860HX3	J65
	33.9	101.8	MDW 0860HGS3	J45
	33.9	101.8	MDW 0860HY3	J71
	33.9	101.8	MDW 0860NHGS3	J94
	34.4	100.0	MDF 0860H3D	J35
	43.7	99.6	MDE 0860S09E04	J14
	43.9	99.8	MDW 0860GS4	J41
	45.0	89.0	SDP 0860U3HA	J5-3
	45.0	89.0	SDP 0860U3HAK	J5-5
	51.6	127.0	MDF 0860H5D	J35
	58.2	128.1	MDA 0860S10H05	J88
	59.0	103.0	SDP 0860U5HA	J5-3
	59.0	103.0	SDP 0860U5HAK	J5-5
	60.7	128.6	MDE 0860S09H05	J21
	60.7	128.6	MDM 0860S09H05	J57
	60.7	128.6	MDW 0860HX5	J65
	60.9	128.8	MDW 0860HGS5	J45
	60.9	128.8	MDW 0860HY5	J71
	60.9	128.8	MDW 0860NHGS5	J94
	87.0	131.0	SDP 0860U7HAK	J5-5
	87.7	155.6	MDE 0860S09H08	J21
	87.9	155.8	MDW 0860HGS8	J45
8.7	26.1	80.0	MDF 0870S2D	J28
	26.1	140.0	MDF 0870L2D	J32
	26.6	83.6	MDE 0870S09E02	J14
	26.8	83.8	MDW 0870GS2	J41
	33.6	101.6	MDE 0870S09H03	J21
	33.6	101.6	MDM 0870S09H03	J57
	33.6	101.6	MDW 0870HX3	J65
	33.8	101.8	MDW 0870HGS3	J46
	34.8	100.0	MDF 0870H3D	J35
	43.6	99.6	MDE 0870S09E04	J14
	43.8	99.8	MDW 0870GS4	J41
	45.0	89.0	SDP 0870U3HA	J5-3
	45.0	89.0	SDP 0870U3HAK	J5-5
	52.2	127.0	MDF 0870H5D	J35
	58.1	128.2	MDA 0870S10H05	J88
	59.0	103.0	SDP 0870U5HA	J5-3
	59.0	103.0	SDP 0870U5HAK	J5-5
	60.6	128.6	MDE 0870S09H05	J21
	60.6	128.6	MDM 0870S09H05	J57
	60.6	128.6	MDW 0870HX5	J65
	60.8	128.8	MDW 0870HGS5	J46
	60.8	128.8	MDW 0870NHGS5	J94
	87.0	131.0	SDP 0870U7HAK	J5-5
	87.6	155.6	MDE 0870S09H08	J21

(蓝色文字：扁平刀头　机夹式)

●刃径ø8.7～ø9.0mm

刃径 DC	有效长度 LU	全长 OAL	型号	页码
8.7	87.8	155.8	MDW 0870HGS8	J46
8.73	45.0	89.0	SDP 0873U3HA	J5-3
	45.0	89.0	SDP 0873U3HAK	J5-5
	59.0	103.0	SDP 0873U5HA	J5-3
	59.0	103.0	SDP 0873U5HAK	J5-5
	87.0	131.0	SDP 0873U7HAK	J5-5
8.8	26.4	80.0	MDF 0880S2D	J28
	26.4	83.6	MDE 0880S09E02	J14
	26.4	83.6	MDE 0880S09E02H	J17
	26.4	140.0	MDF 0880L2D	J32
	26.6	83.8	MDW 0880GS2	J41
	31.0	101.2	MDA 0880S10H03	J88
	33.4	101.6	MDE 0880S09H03	J21
	33.4	101.6	MDM 0880S09H03	J57
	33.4	101.6	MDW 0880HX3	J65
	33.6	101.8	MDW 0880HGS3	J46
	33.6	101.8	MDW 0880HY3	J71
	33.6	101.8	MDW 0880NHGS3	J94
	35.2	100.0	MDF 0880H3D	J35
	43.4	99.6	MDE 0880S09E04	J14
	43.6	99.8	MDW 0880GS4	J41
	45.0	89.0	SDP 0880U3HA	J5-3
	45.0	89.0	SDP 0880U3HAK	J5-5
	52.8	127.0	MDF 0880H5D	J35
	58.0	128.2	MDA 0880S10H05	J88
	59.0	103.0	SDP 0880U5HA	J5-3
	59.0	103.0	SDP 0880U5HAK	J5-5
	60.4	128.6	MDE 0880S09H05	J21
	60.4	128.6	MDM 0880S09H05	J57
	60.4	128.6	MDW 0880HX5	J65
	60.6	128.8	MDW 0880HGS5	J46
	60.6	128.8	MDW 0880HY5	J71
	60.6	128.8	MDW 0880NHGS5	J94
	87.0	131.0	SDP 0880U7HAK	J5-5
	87.4	155.6	MDE 0880S09H08	J21
	87.4	155.6	MDW 0880HX8	J65
	87.6	155.8	MDW 0880HGS8	J46
8.9	26.3	83.6	MDE 0890S09E02	J14
	26.5	83.8	MDW 0890GS2	J41
	26.7	80.0	MDF 0890S2D	J28
	26.7	140.0	MDF 0890L2D	J32
	33.3	101.6	MDE 0890S09H03	J21
	33.3	101.6	MDM 0890S09H03	J57
	33.3	101.6	MDW 0890HX3	J65
	33.5	101.8	MDW 0890HGS3	J46
	35.6	100.0	MDF 0890H3D	J35
	43.3	99.6	MDE 0890S09E04	J14
	43.5	99.8	MDW 0890GS4	J41
	45.0	89.0	SDP 0890U3HA	J5-3
	45.0	89.0	SDP 0890U3HAK	J5-5
	53.4	127.0	MDF 0890H5D	J35
	57.8	128.2	MDA 0890S10H05	J88
	59.0	103.0	SDP 0890U5HA	J5-3
	59.0	103.0	SDP 0890U5HAK	J5-5
	60.3	128.6	MDE 0890S09H05	J21
	60.3	128.6	MDM 0890S09H05	J57
	60.3	128.6	MDW 0890HX5	J65
	60.5	128.8	MDW 0890HGS5	J46
	60.5	128.8	MDW 0890NHGS5	J94
	87.0	131.0	SDP 0890U7HAK	J5-5
	87.3	155.6	MDE 0890S09H08	J21
	87.5	155.8	MDW 0890HGS8	J46
9.0	26.1	83.6	MDE 0900S09E02	J14
	26.4	83.9	MDW 0900GS2	J41
	27.0	80.0	MDF 0900S2D	J28
	27.0	140.0	MDF 0900L2D	J32
	30.7	101.2	MDA 0900S10H03	J88
	32.7	101.2	MDW 0900PHT	J82
	33.1	101.6	MDE 0900S09H03	J21
	33.1	101.6	MDM 0900S09H03	J57
	33.1	101.6	MDW 0900HX3	J65
	33.4	99.9	MDW 0900SGS3	J75
	33.4	101.9	MDW 0900HGS3	J46
	33.4	101.9	MDW 0900HY3	J71
	33.4	101.9	MDW 0900NHGS3	J94
	33.6	100.1	MDS 09000SDC3	J97
	36.0	100.0	MDF 0900H3D	J35
	43.1	99.6	MDE 0900S09E04	J14
	43.4	99.9	MDW 0900GS4	J41
	45.0	89.0	SDP 0900U3HA	J5-3

(蓝色文字：扁平刀头　机夹式)

有效长度(LU)为可使用长度的参考标准，加工时请根据沟槽长度(LCF)考虑切屑排出量进行使用。

不同刃径的有效长度一览

●刃径ø9.0～ø9.2mm

刃径 DC	有效长度 LU	全长 OAL	型号	页码
9.0	45.0	89.0	SDP 0900U3HAK	J5-5
	54.0	127.0	MDF 0900H5D	J35
	57.7	128.2	MDA 0900S10H05	J88
	59.0	103.0	SDP 0900U5HA	J5-3
	59.0	103.0	SDP 0900U5HAK	J5-5
	60.1	128.6	MDE 0900S09H05	J21
	60.1	128.6	MDM 0900S09H05	J57
	60.1	128.6	MDW 0900HX5	J65
	60.4	128.9	MDW 0900HGS5	J46
	60.4	128.9	MDW 0900HY5	J71
	60.4	128.9	MDW 0900NHGS5	J94
	87.0	131.0	SDP 0900U7HAK	J5-5
	87.1	155.6	MDE 0900S09H08	J21
	87.1	155.6	MDW 0900HX8	J65
	87.4	155.9	MDW 0900HGS8	J46
	112.1	182.6	MDA 0900S10H10	J88
	114.4	182.9	MDW 0900NHGS10	J94
	123.1	191.6	MDW 0900XHGS10	J82
	141.1	209.6	MDW 0900XHGS12	J82
	168.1	236.6	MDW 0900XHGS15	J82
	213.1	281.6	MDW 0900XHGS20	J82
	258.1	326.6	MDW 0900XHGS25	J82
	303.1	371.6	MDW 0900XHGS30	J82
9.1	26.1	88.7	MDE 0910S10E02	J14
	26.3	88.9	MDW 0910GS2	J41
	27.3	80.0	MDF 0910S2D	J28
	27.3	150.0	MDF 0910L2D	J32
	35.6	107.7	MDE 0910S10H03	J21
	35.6	107.7	MDM 0910S10H03	J57
	35.6	107.7	MDW 0910HX3	J65
	35.8	107.9	MDW 0910HGS3	J46
	36.4	106.0	MDF 0910H3D	J35
	45.0	89.0	SDP 0910U3HA	J5-3
	45.0	89.0	SDP 0910U3HAK	J5-5
	46.1	106.7	MDE 0910S10E04	J14
	46.3	106.9	MDW 0910GS4	J41
	54.6	136.0	MDF 0910H5D	J35
	59.0	103.0	SDP 0910U5HA	J5-3
	59.0	103.0	SDP 0910U5HAK	J5-5
	63.6	137.2	MDA 0910S10H05	J89
	64.1	137.7	MDE 0910S10H05	J21
	64.1	137.7	MDM 0910S10H05	J57
	64.1	137.7	MDW 0910HX5	J65
	64.3	137.9	MDW 0910HGS5	J46
	64.3	137.9	MDW 0910NHGS5	J94
	92.6	167.7	MDE 0910S10H08	J21
	92.8	167.9	MDW 0910HGS8	J46
	95.0	139.0	SDP 0910U7HAK	J5-5
9.13	45.0	89.0	SDP 0913U3HA	J5-3
	45.0	89.0	SDP 0913U3HAK	J5-5
	59.0	103.0	SDP 0913U5HA	J5-3
	59.0	103.0	SDP 0913U5HAK	J5-5
	95.0	139.0	SDP 0913U7HAK	J5-5
9.18	45.0	89.0	SDP 0918U3HA	J5-3
	45.0	89.0	SDP 0918U3HAK	J5-5
	59.0	103.0	SDP 0918U5HA	J5-3
	59.0	103.0	SDP 0918U5HAK	J5-5
	95.0	139.0	SDP 0918U7HAK	J5-5
9.2	25.9	88.7	MDE 0920S10E02	J15
	26.1	88.9	MDW 0920GS2	J41
	27.6	80.0	MDF 0920S2D	J28
	27.6	150.0	MDF 0920L2D	J32
	35.4	107.7	MDE 0920S10H03	J21
	35.4	107.7	MDM 0920S10H03	J57
	35.4	107.7	MDW 0920HX3	J65
	35.6	107.9	MDW 0920HGS3	J46
	36.8	106.0	MDF 0920H3D	J35
	45.0	89.0	SDP 0920U3HA	J5-3
	45.0	89.0	SDP 0920U3HAK	J5-5
	45.9	106.7	MDE 0920S10E04	J15
	46.1	106.9	MDW 0920GS4	J41
	55.2	136.0	MDF 0920H5D	J35
	59.0	103.0	SDP 0920U5HA	J5-3
	59.0	103.0	SDP 0920U5HAK	J5-5
	63.4	137.2	MDA 0920S10H05	J89
	63.9	137.7	MDE 0920S10H05	J21
	63.9	137.7	MDM 0920S10H05	J57
	63.9	137.7	MDW 0920HX5	J65
	64.1	137.9	MDW 0920HGS5	J46
	64.1	137.9	MDW 0920NHGS5	J94

(蓝色文字：扁平刀头　机夹式)

●刃径ø9.2～ø9.4mm

刃径 DC	有效长度 LU	全长 OAL	型号	页码
9.2	92.4	167.7	MDE 0920S10H08	J21
	92.6	167.9	MDW 0920HGS8	J46
	95.0	139.0	SDP 0920U7HAK	J5-5
9.21	35.6	107.9	MDW 0921NHGS3	J94
	63.3	137.2	MDA 0921S10H05	J89
	64.1	137.9	MDW 0921NHGS5	J94
9.24	25.8	88.7	MDE 0924S10E02	J15
	27.7	80.0	MDF 0924S2D	J28
	45.0	89.0	SDP 0924U3HA	J5-4
	45.0	89.0	SDP 0924U3HAK	J5-6
	59.0	103.0	SDP 0924U5HA	J5-4
	59.0	103.0	SDP 0924U5HAK	J5-6
	63.8	137.7	MDE 0924S10H05	J22
	95.0	139.0	SDP 0924U7HAK	J5-6
9.26	25.8	88.7	MDE 0926S10E02	J15
	27.7	80.0	MDF 0926S2D	J28
	63.8	137.7	MDE 0926S10H05	J22
9.3	25.8	88.7	MDE 0930S10E02	J15
	26.0	88.9	MDW 0930GS2	J41
	27.9	80.0	MDF 0930S2D	J28
	27.9	150.0	MDF 0930L2D	J32
	35.3	107.7	MDE 0930S10H03	J22
	35.3	107.7	MDM 0930S10H03	J57
	35.3	107.7	MDW 0930HX3	J65
	35.5	107.9	MDW 0930HGS3	J46
	37.2	106.0	MDF 0930H3D	J35
	45.0	89.0	SDP 0930U3HA	J5-4
	45.0	89.0	SDP 0930U3HAK	J5-6
	45.8	106.7	MDE 0930S10E04	J15
	46.0	106.9	MDW 0930GS4	J41
	55.8	136.0	MDF 0930H5D	J35
	59.0	103.0	SDP 0930U5HA	J5-4
	59.0	103.0	SDP 0930U5HAK	J5-6
	63.3	137.2	MDA 0930S10H05	J89
	63.8	137.7	MDE 0930S10H05	J22
	63.8	137.7	MDM 0930S10H05	J57
	63.8	137.7	MDW 0930HX5	J65
	64.0	137.9	MDW 0930HGS5	J46
	64.0	137.9	MDW 0930NHGS5	J94
	92.3	167.7	MDE 0930S10H08	J22
	92.5	167.9	MDW 0930HGS8	J46
	95.0	139.0	SDP 0930U7HAK	J5-6
	120.7	197.7	MDA 0930S10H10	J89
9.33	45.0	89.0	SDP 0933U3HA	J5-4
	45.0	89.0	SDP 0933U3HAK	J5-6
	59.0	103.0	SDP 0933U5HA	J5-4
	59.0	103.0	SDP 0933U5HAK	J5-6
	95.0	139.0	SDP 0933U7HAK	J5-6
9.36	25.6	88.7	MDE 0936S10E02	J15
	28.0	80.0	MDF 0936S2D	J28
	63.6	137.7	MDE 0936S10H05	J22
9.37	45.0	89.0	SDP 0937U3HA	J5-4
	45.0	89.0	SDP 0937U3HAK	J5-6
	59.0	103.0	SDP 0937U5HA	J5-4
	59.0	103.0	SDP 0937U5HAK	J5-6
	95.0	139.0	SDP 0937U7HAK	J5-6
9.38	25.6	88.7	MDE 0938S10E02	J15
	28.1	80.0	MDF 0938S2D	J28
	63.6	137.7	MDE 0938S10H05	J22
9.4	25.6	88.7	MDE 0940S10E02	J15
	25.8	88.9	MDW 0940GS2	J41
	28.2	80.0	MDF 0940S2D	J28
	28.2	150.0	MDF 0940L2D	J32
	34.7	107.3	MDA 0940S10H03	J89
	35.1	107.7	MDE 0940S10H03	J22
	35.1	107.7	MDM 0940S10H03	J57
	35.1	107.7	MDW 0940HX3	J65
	35.3	107.9	MDW 0940HGS3	J46
	35.3	107.9	MDW 0940NHGS3	J94
	37.6	106.0	MDF 0940H3D	J35
	45.0	89.0	SDP 0940U3HA	J5-4
	45.0	89.0	SDP 0940U3HAK	J5-6
	45.6	106.7	MDE 0940S10E04	J15
	45.8	106.9	MDW 0940GS4	J41
	56.4	136.0	MDF 0940H5D	J35
	59.0	103.0	SDP 0940U5HA	J5-4
	59.0	103.0	SDP 0940U5HAK	J5-6
	63.2	137.3	MDA 0940S10H05	J89
	63.6	137.7	MDE 0940S10H05	J22
	63.6	137.7	MDM 0940S10H05	J57

(蓝色文字：扁平刀头　机夹式)

●刃径ø9.4～ø9.6mm

刃径 DC	有效长度 LU	全长 OAL	型号	页码
9.4	63.6	137.7	MDW 0940HX5	J65
	63.8	137.9	MDW 0940HGS5	J46
	63.8	137.9	MDW 0940NHGS5	J94
	92.1	167.7	MDE 0940S10H08	J22
	92.3	167.9	MDW 0940HGS8	J46
	95.0	139.0	SDP 0940U7HAK	J5-6
9.48	45.0	89.0	SDP 0948U3HA	J5-4
	45.0	89.0	SDP 0948U3HAK	J5-6
	59.0	103.0	SDP 0948U5HA	J5-4
	59.0	103.0	SDP 0948U5HAK	J5-6
	95.0	139.0	SDP 0948U7HAK	J5-6
9.5	25.5	88.7	MDE 0950S10E02	J15
	25.8	89.0	MDW 0950GS2	J41
	28.5	80.0	MDF 0950S2D	J28
	28.5	150.0	MDF 0950L2D	J32
	34.5	107.3	MDA 0950S10H03	J89
	34.6	107.3	MDW 0950PHT	J82
	35.0	107.7	MDE 0950S10H03	J22
	35.0	107.7	MDM 0950S10H03	J57
	35.0	107.7	MDW 0950HX3	J65
	35.3	107.0	MDW 0950SGS3	J75
	35.3	108.0	MDW 0950HGS3	J46
	35.3	108.0	MDW 0950HY3	J71
	35.3	108.0	MDW 0950NHGS3	J94
	38.0	106.0	MDF 0950H3D	J35
	45.0	89.0	SDP 0950U3HA	J5-4
	45.0	89.0	SDP 0950U3HAK	J5-6
	45.5	106.7	MDE 0950S10E04	J15
	45.8	107.0	MDW 0950GS4	J41
	57.0	136.0	MDF 0950H5D	J35
	59.0	103.0	SDP 0950U5HA	J5-4
	59.0	103.0	SDP 0950U5HAK	J5-6
	63.0	137.3	MDA 0950S10H05	J89
	63.5	137.7	MDE 0950S10H05	J22
	63.5	137.7	MDM 0950S10H05	J57
	63.5	137.7	MDW 0950HX5	J65
	63.8	138.0	MDW 0950HGS5	J46
	63.8	138.0	MDW 0950HY5	J71
	63.8	138.0	MDW 0950NHGS5	J94
	92.0	167.7	MDE 0950S10H08	J22
	92.0	167.7	MDW 0950HX8	J65
	92.3	168.0	MDW 0950HGS8	J46
	95.0	139.0	SDP 0950U7HAK	J5-6
	120.5	197.7	MDA 0950S10H10	J89
	120.8	198.0	MDW 0950NHGS10	J94
	130.5	202.7	MDW 0950XHGS10	J82
	147.5	219.7	MDW 0950XHGS12	J82
	175.5	247.7	MDW 0950XHGS15	J82
	223.5	295.7	MDW 0950XHGS20	J82
	270.5	342.7	MDW 0950XHGS25	J82
	318.5	390.7	MDW 0950XHGS30	J82
9.52	28.3	88.7	MDE 0952S10E02	J15
	28.5	80.0	MDF 0952S2D	J28
	45.0	89.0	SDP 0952U3HA	J5-4
	45.0	89.0	SDP 0952U3HAK	J5-6
	59.0	103.0	SDP 0952U5HA	J5-4
	59.0	103.0	SDP 0952U5HAK	J5-6
	67.3	137.7	MDE 0952S10H05	J22
	95.0	139.0	SDP 0952U7HAK	J5-6
9.54	28.3	88.7	MDE 0954S10E02	J15
	28.6	80.0	MDF 0954S2D	J29
	67.3	137.7	MDE 0954S10H05	J22
9.55	37.9	107.2	MDS 09550SDC3	J97
9.6	28.3	88.7	MDE 0960S10E02	J15
	28.6	89.0	MDW 0960GS2	J41
	28.8	80.0	MDF 0960S2D	J29
	28.8	150.0	MDF 0960L2D	J32
	36.9	107.3	MDA 0960S10H03	J89
	37.3	107.7	MDE 0960S10H03	J22
	37.3	107.7	MDM 0960S10H03	J57
	37.3	107.7	MDW 0960HX3	J65
	37.6	108.0	MDW 0960HGS3	J46
	38.4	106.0	MDF 0960H3D	J35
	45.0	89.0	SDP 0960U3HA	J5-4
	45.0	89.0	SDP 0960U3HAK	J5-6
	47.3	106.7	MDE 0960S10E04	J15
	47.6	107.0	MDW 0960GS4	J41
	57.6	136.0	MDF 0960H5D	J35
	59.0	103.0	SDP 0960U5HA	J5-4
	59.0	103.0	SDP 0960U5HAK	J5-6

(蓝色文字：扁平刀头　机夹式)

有效长度(LU)为可使用长度的参考标准，加工时请根据沟槽长度(LCF)考虑切屑排出量进行使用。

不同刃径的有效长度一览

●刃径ø9.6～ø9.9mm

刃径 DC	有效长度 LU	全长 OAL	型号	页码
9.6	66.9	137.3	MDA 0960S10H05	J89
	67.3	137.7	MDE 0960S10H05	J22
	67.3	137.7	MDM 0960S10H05	J57
	67.3	137.7	MDW 0960HX5	J65
	67.6	138.0	MDW 0960HGS5	J46
	67.6	138.0	MDW 0960NHGS5	J94
	95.0	139.0	SDP 0960U7HAK	J5-6
	97.3	167.7	MDE 0960S10H08	J22
	97.6	168.0	MDW 0960HGS8	J46
9.7	28.3	88.8	MDE 0970S10E02	J15
	28.5	89.0	MDW 0970GS2	J41
	29.1	80.0	MDF 0970S2D	J29
	29.1	150.0	MDF 0970L2D	J32
	37.3	107.8	MDE 0970S10H03	J22
	37.3	107.8	MDM 0970S10H03	J57
	37.3	107.8	MDW 0970HX3	J65
	37.5	108.0	MDW 0970HGS3	J46
	38.8	106.0	MDF 0970H3D	J35
	45.0	89.0	SDP 0970U3HA	J5-4
	45.0	89.0	SDP 0970U3HAK	J5-6
	47.3	106.8	MDE 0970S10E04	J15
	47.5	107.0	MDW 0970GS4	J41
	58.2	136.0	MDF 0970H5D	J35
	59.0	103.0	SDP 0970U5HA	J5-4
	59.0	103.0	SDP 0970U5HAK	J5-6
	67.3	137.8	MDE 0970S10H05	J22
	67.3	137.8	MDM 0970S10H05	J57
	67.3	137.8	MDW 0970HX5	J65
	67.5	138.0	MDW 0970HGS5	J46
	67.5	138.0	MDW 0970NHGS5	J94
	95.0	139.0	SDP 0970U7HAK	J5-6
	97.3	167.8	MDE 0970S10H08	J22
	97.5	168.0	MDW 0970HGS8	J46
9.75	45.0	89.0	SDP 0975U3HA	J5-4
	59.0	103.0	SDP 0975U5HA	J5-4
9.8	28.1	88.8	MDE 0980S10E02	J15
	28.3	89.0	MDW 0980GS2	J41
	29.4	80.0	MDF 0980S2D	J29
	29.4	150.0	MDF 0980L2D	J32
	37.1	107.8	MDE 0980S10H03	J22
	37.1	107.8	MDM 0980S10H03	J57
	37.1	107.8	MDW 0980HX3	J65
	37.3	108.0	MDW 0980HGS3	J46
	39.2	106.0	MDF 0980H3D	J35
	45.0	89.0	SDP 0980U3HA	J5-4
	45.0	89.0	SDP 0980U3HAK	J5-6
	47.1	106.8	MDE 0980S10E04	J15
	47.3	107.0	MDW 0980GS4	J41
	58.8	136.0	MDF 0980H5D	J35
	59.0	103.0	SDP 0980U5HA	J5-4
	59.0	103.0	SDP 0980U5HAK	J5-6
	66.6	137.3	MDA 0980S10H05	J89
	67.1	137.8	MDE 0980S10H05	J22
	67.1	137.8	MDM 0980S10H05	J57
	67.1	137.8	MDW 0980HX5	J65
	67.3	138.0	MDW 0980HGS5	J46
	67.3	138.0	MDW 0980NHGS5	J95
	95.0	139.0	SDP 0980U7HAK	J5-6
	97.1	167.8	MDE 0980S10H08	J22
	97.3	168.0	MDW 0980HGS8	J46
	127.1	197.8	MDA 0980S10H10	J89
	127.3	198.0	MDW 0980NHGS10	J95
9.9	28.0	88.8	MDE 0990S10E02	J15
	28.2	89.0	MDW 0990GS2	J41
	29.7	80.0	MDF 0990S2D	J29
	29.7	150.0	MDF 0990L2D	J32
	37.0	107.8	MDE 0990S10H03	J22
	37.0	107.8	MDM 0990S10H03	J57
	37.0	107.8	MDW 0990HX3	J65
	37.2	108.0	MDW 0990HGS3	J46
	39.6	106.0	MDF 0990H3D	J35
	45.0	89.0	SDP 0990U3HA	J5-4
	45.0	89.0	SDP 0990U3HAK	J5-6
	47.0	106.8	MDE 0990S10E04	J15
	47.2	107.0	MDW 0990GS4	J41
	59.0	103.0	SDP 0990U5HA	J5-4
	59.0	103.0	SDP 0990U5HAK	J5-6
	59.4	136.0	MDF 0990H5D	J35
	67.0	137.8	MDE 0990S10H05	J22
	67.0	137.8	MDM 0990S10H05	J57

(蓝色文字：扁平刀头　机夹式)

●刃径ø9.9～ø10.1mm

刃径 DC	有效长度 LU	全长 OAL	型号	页码
9.9	67.0	137.8	MDW 0990HX5	J65
	67.2	138.0	MDW 0990HGS5	J46
	67.2	138.0	MDW 0990NHGS5	J95
	95.0	139.0	SDP 0990U7HAK	J5-6
	97.0	167.8	MDE 0990S10H08	J22
	97.2	168.0	MDW 0990HGS8	J46
9.92	45.0	89.0	SDP 0992U3HA	J5-4
	45.0	89.0	SDP 0992U3HAK	J5-6
	59.0	103.0	SDP 0992U5HA	J5-4
	59.0	103.0	SDP 0992U5HAK	J5-6
	95.0	139.0	SDP 0992U7HAK	J5-6
10.0	27.8	88.8	MDE 1000S10E02	J15
	27.8	88.8	MDE 1000S10E02H	J17
	28.1	89.1	MDW 1000GS2	J41
	30.0	80.0	MDF 1000S2D	J29
	30.0	150.0	MDF 1000L2D	J32
	30.0	150.0	MDF 1000L2D-S8	J32
	36.3	107.3	MDA 1000S10H03	J89
	36.3	107.3	MDW 1000PHT	J82
	36.8	107.8	MDE 1000S10H03	J22
	36.8	107.8	MDM 1000S10H03	J57
	36.8	107.8	MDW 1000HX3	J65
	37.1	107.1	MDW 1000SGS3	J75
	37.1	108.1	MDW 1000HGS3	J46
	37.1	108.1	MDW 1000HY3	J71
	37.1	108.1	MDW 1000NHGS3	J95
	37.3	107.3	MDS 10000SDC3	J97
	40.0	106.0	MDF 1000H3D	J35
	45.0	89.0	SDP 1000U3HA	J5-4
	45.0	89.0	SDP 1000U3HAK	J5-6
	46.8	106.8	MDE 1000S10E04	J15
	47.1	107.1	MDW 1000GS4	J41
	59.0	103.0	SDP 1000U5HA	J5-4
	59.0	103.0	SDP 1000U5HAK	J5-6
	60.0	136.0	MDF 1000H5D	J35
	66.3	137.3	MDA 1000S10H05	J89
	66.8	137.8	MDE 1000S10H05	J22
	66.8	137.8	MDM 1000S10H05	J57
	66.8	137.8	MDW 1000HX5	J65
	67.1	138.1	MDW 1000HGS5	J46
	67.1	138.1	MDW 1000HY5	J71
	67.1	138.1	MDW 1000NHGS5	J95
	95.0	139.0	SDP 1000U7HAK	J5-6
	96.8	167.8	MDE 1000S10H08	J22
	96.8	167.8	MDW 1000HX8	J65
	97.1	168.1	MDW 1000HGS8	J46
	126.8	197.8	MDA 1000S10H10	J89
	127.1	198.1	MDW 1000NHGS10	J95
	136.8	207.8	MDW 1000XHGS10	J82
	156.8	227.8	MDW 1000XHGS12	J82
	186.8	257.8	MDW 1000XHGS15	J82
	236.8	307.8	MDW 1000XHGS20	J82
	286.8	357.8	MDW 1000XHGS25	J82
	336.8	407.8	MDW 1000XHGS30	J82
10.03	53.0	102.0	SDP 1003U3HA	J5-4
	69.0	118.0	SDP 1005U5HA	J5-4
10.1	27.7	94.8	MDE 1010S11E02	J15
	28.0	95.1	MDW 1010GS2	J41
	30.3	90.0	MDF 1010S2D	J29
	30.3	160.0	MDF 1010L2D	J32
	38.7	117.3	MDA 1010S12H03	J89
	39.2	117.8	MDE 1010S11H03	J22
	39.2	117.8	MDM 1010S11H03	J57
	39.2	117.8	MDW 1010HX3	J65
	39.5	118.1	MDW 1010HGS3	J46
	39.5	118.1	MDW 1010NHGS3	J95
	40.4	116.0	MDF 1010H3D	J35
	52.7	115.8	MDE 1010S11E04	J15
	53.0	102.0	SDP 1010U3HA	J5-4
	53.0	102.0	SDP 1010U3HAK	J5-6
	53.0	116.1	MDW 1010GS4	J41
	60.6	149.0	MDF 1010H5D	J35
	69.0	118.0	SDP 1010U5HA	J5-4
	69.0	118.0	SDP 1010U5HAK	J5-6
	70.2	150.3	MDA 1010S12H05	J89
	70.7	150.8	MDE 1010S11H05	J22
	70.7	150.8	MDM 1010S11H05	J57
	70.7	150.8	MDW 1010HX5	J65
	71.0	151.1	MDW 1010HGS5	J46
	102.2	183.8	MDE 1010S11H08	J22

(蓝色文字：扁平刀头　机夹式)

●刃径ø10.1～ø10.4mm

刃径 DC	有效长度 LU	全长 OAL	型号	页码
10.1	102.5	184.1	MDW 1010HGS8	J46
	106.0	155.0	SDP 1010U7HAK	J5-6
10.2	27.6	94.9	MDE 1020S11E02	J15
	27.8	95.1	MDW 1020GS2	J41
	30.6	90.0	MDF 1020S2D	J29
	30.6	160.0	MDF 1020L2D	J32
	39.1	117.9	MDE 1020S11H03	J22
	39.1	117.9	MDM 1020S11H03	J57
	39.1	117.9	MDW 1020HX3	J66
	39.3	118.1	MDW 1020HGS3	J46
	39.3	118.1	MDW 1020HY3	J71
	40.8	116.0	MDF 1020H3D	J35
	52.6	115.9	MDE 1020S11E04	J15
	52.8	116.1	MDW 1020GS4	J41
	53.0	102.0	SDP 1020U3HA	J5-4
	53.0	102.0	SDP 1020U3HAK	J5-6
	61.2	149.0	MDF 1020H5D	J35
	69.0	118.0	SDP 1020U5HA	J5-4
	69.0	118.0	SDP 1020U5HAK	J5-6
	70.6	150.9	MDE 1020S11H05	J22
	70.6	150.9	MDM 1020S11H05	J57
	70.6	150.9	MDW 1020HX5	J66
	70.8	151.1	MDW 1020HGS5	J46
	70.8	151.1	MDW 1020HY5	J71
	102.1	183.9	MDE 1020S11H08	J22
	102.3	184.1	MDW 1020HGS8	J46
	106.0	155.0	SDP 1020U7HAK	J5-6
10.3	27.5	94.9	MDE 1030S11E02	J15
	27.7	95.1	MDW 1030GS2	J41
	30.9	90.0	MDF 1030S2D	J29
	30.9	160.0	MDF 1030L2D	J32
	38.6	117.4	MDA 1030S12H03	J89
	39.0	117.9	MDE 1030S11H03	J22
	39.0	117.9	MDM 1030S11H03	J57
	39.0	117.9	MDW 1030HX3	J66
	39.2	118.1	MDW 1030HGS3	J46
	39.2	118.1	MDW 1030HY3	J71
	39.2	118.1	MDW 1030NHGS3	J95
	41.2	116.0	MDF 1030H3D	J35
	52.5	115.9	MDE 1030S11E04	J15
	52.7	116.1	MDW 1030GS4	J41
	53.0	102.0	SDP 1030U3HA	J5-4
	53.0	102.0	SDP 1030U3HAK	J5-6
	61.8	149.0	MDF 1030H5D	J35
	69.0	118.0	SDP 1030U5HA	J5-4
	69.0	118.0	SDP 1030U5HAK	J5-6
	70.1	150.4	MDA 1030S12H05	J89
	70.5	150.9	MDE 1030S11H05	J22
	70.5	150.9	MDM 1030S11H05	J57
	70.5	150.9	MDW 1030HX5	J66
	70.7	151.1	MDW 1030HGS5	J46
	70.7	151.1	MDW 1030HY5	J71
	70.7	151.1	MDW 1030NHGS5	J95
	102.0	183.9	MDE 1030S11H08	J22
	102.0	183.9	MDW 1030HX8	J66
	102.2	184.1	MDW 1030HGS8	J46
	102.2	184.1	MDW 1030HY8	J71
	106.0	155.0	SDP 1030U7HAK	J5-6
10.32	53.0	102.0	SDP 1032U3HA	J5-4
	53.0	102.0	SDP 1032U3HAK	J5-6
	69.0	118.0	SDP 1032U5HA	J5-4
	69.0	118.0	SDP 1032U5HAK	J5-6
	106.0	155.0	SDP 1032U7HAK	J5-6
10.4	27.3	94.9	MDE 1040S11E02	J15
	27.6	95.2	MDW 1040GS2	J41
	31.2	90.0	MDF 1040S2D	J29
	31.2	160.0	MDF 1040L2D	J32
	38.3	117.4	MDA 1040S12H03	J89
	38.8	117.9	MDE 1040S11H03	J22
	38.8	117.9	MDM 1040S11H03	J57
	38.8	117.9	MDW 1040HX3	J66
	39.1	118.2	MDW 1040HGS3	J46
	41.6	116.0	MDF 1040H3D	J35
	52.3	115.9	MDE 1040S11E04	J15
	52.6	116.2	MDW 1040GS4	J41
	53.0	102.0	SDP 1040U3HA	J5-4
	53.0	102.0	SDP 1040U3HAK	J5-6
	62.4	149.0	MDF 1040H5D	J35
	69.0	118.0	SDP 1040U5HA	J5-4
	69.0	118.0	SDP 1040U5HAK	J5-6

(蓝色文字：扁平刀头　机夹式)

有效长度(LU)为可使用长度的参考标准，加工时请根据沟槽长度(LCF)考虑切屑排出量进行使用。

不同刃径的有效长度一览

●刃径ø10.4～ø10.7mm

刃径 DC	有效长度 LU	全长 OAL	型号	页码
10.4	69.8	150.4	MDA 1040S12H05	J89
	70.3	150.9	MDE 1040S11H05	J22
	70.3	150.9	MDM 1040S11H05	J57
	70.3	150.9	MDW 1040HX5	J66
	70.6	151.2	MDW 1040HGS5	J46
	70.6	151.2	MDW 1040NHGS5	J95
	101.8	183.9	MDE 1040S11H08	J22
	102.1	184.2	MDW 1040HGS8	J46
	106.0	155.0	SDP 1040U7HAK	J5-6
10.45	53.0	102.0	SDP 1045U3HA	J5-4
	69.0	118.0	SDP 1045U5HA	J5-4
10.5	27.2	94.9	MDE 1050S11E02	J15
	27.5	95.2	MDW 1050GS2	J41
	31.5	90.0	MDF 1050S2D	J29
	31.5	160.0	MDF 1050L2D	J32
	38.2	117.4	MDA 1050S12H03	J89
	38.2	117.4	MDW 1050PHT	J82
	38.7	117.9	MDE 1050S11H03	J22
	38.7	117.9	MDM 1050S11H03	J57
	38.7	117.9	MDW 1050HX3	J66
	39.0	116.2	MDW 1050SGS3	J75
	39.0	118.2	MDW 1050HGS3	J46
	39.0	118.2	MDW 1050NHGS3	J95
	42.0	116.0	MDF 1050H3D	J35
	52.2	115.9	MDE 1050S11E04	J15
	52.5	116.2	MDW 1050GS4	J41
	53.0	102.0	SDP 1050U3HA	J5-4
	53.0	102.0	SDP 1050U3HAK	J5-6
	63.0	149.0	MDF 1050H5D	J35
	69.0	118.0	SDP 1050U5HA	J5-4
	69.0	118.0	SDP 1050U5HAK	J5-6
	69.7	150.4	MDA 1050S12H05	J89
	70.2	150.9	MDE 1050S11H05	J22
	70.2	150.9	MDM 1050S11H05	J57
	70.2	150.9	MDW 1050HX5	J66
	70.5	151.2	MDW 1050HGS5	J46
	70.5	151.2	MDW 1050NHGS5	J95
	101.7	183.9	MDE 1050S11H08	J22
	101.7	183.9	MDW 1050HX8	J66
	102.0	184.2	MDW 1050HGS8	J46
	106.0	155.0	SDP 1050U7HAK	J5-6
	133.2	216.9	MDA 1050S12H10	J89
	133.5	217.2	MDW 1050NHGS10	J95
	144.2	222.9	MDW 1050XHGS10	J82
	163.2	241.9	MDW 1050XHGS12	J82
	194.2	272.9	MDW 1050XHGS15	J82
	247.2	325.9	MDW 1050XHGS20	J82
	299.2	377.9	MDW 1050XHGS25	J82
10.6	31.0	94.9	MDE 1060S11E02	J15
	31.3	95.2	MDW 1060GS2	J41
	31.8	90.0	MDF 1060S2D	J29
	31.8	160.0	MDF 1060L2D	J32
	38.5	117.4	MDA 1060S12H03	J89
	41.0	117.9	MDE 1060S11H03	J22
	41.0	117.9	MDM 1060S11H03	J57
	41.0	117.9	MDW 1060HX3	J66
	41.3	118.2	MDW 1060HGS3	J46
	41.3	118.2	MDW 1060NHGS3	J95
	42.4	116.0	MDF 1060H3D	J35
	53.0	102.0	SDP 1060U3HA	J5-4
	53.0	102.0	SDP 1060U3HAK	J5-6
	54.0	115.9	MDE 1060S11E04	J15
	54.3	116.2	MDW 1060GS4	J41
	63.6	149.0	MDF 1060H5D	J35
	69.0	118.0	SDP 1060U5HA	J5-4
	69.0	118.0	SDP 1060U5HAK	J5-6
	71.5	150.4	MDA 1060S12H05	J89
	74.0	150.9	MDE 1060S11H05	J22
	74.0	150.9	MDM 1060S11H05	J57
	74.0	150.9	MDW 1060HX5	J66
	74.3	151.2	MDW 1060HGS5	J46
	74.3	151.2	MDW 1060NHGS5	J95
	106.0	155.0	SDP 1060U7HAK	J5-6
	107.0	183.9	MDE 1060S11H08	J22
	107.3	184.2	MDW 1060HGS8	J46
10.7	30.9	94.9	MDE 1070S11E02	J15
	31.2	95.2	MDW 1070GS2	J41
	32.1	90.0	MDF 1070S2D	J29
	32.1	160.0	MDF 1070L2D	J32
	40.9	117.9	MDE 1070S11H03	J22

(蓝色文字：扁平刀头　机夹式)

●刃径ø10.7～ø11.0mm

刃径 DC	有效长度 LU	全长 OAL	型号	页码
10.7	40.9	117.9	MDM 1070S11H03	J57
	40.9	117.9	MDW 1070HX3	J66
	41.2	118.2	MDW 1070HGS3	J46
	42.8	116.0	MDF 1070H3D	J35
	53.0	102.0	SDP 1070U3HA	J5-4
	53.0	102.0	SDP 1070U3HAK	J5-6
	53.9	115.9	MDE 1070S11E04	J15
	54.2	116.2	MDW 1070GS4	J41
	64.2	149.0	MDF 1070H5D	J35
	69.0	118.0	SDP 1070U5HA	J5-4
	69.0	118.0	SDP 1070U5HAK	J5-6
	73.9	150.9	MDE 1070S11H05	J22
	73.9	150.9	MDM 1070S11H05	J57
	73.9	150.9	MDW 1070HX5	J66
	74.2	151.2	MDW 1070HGS5	J46
	106.0	155.0	SDP 1070U7HAK	J5-6
	106.9	183.9	MDE 1070S11H08	J22
	107.2	184.2	MDW 1070HGS8	J46
10.8	30.8	95.0	MDE 1080S11E02	J15
	30.8	95.0	MDE 1080S11E02H	J17
	31.0	95.2	MDW 1080GS2	J41
	32.4	90.0	MDF 1080S2D	J29
	32.4	160.0	MDF 1080L2D	J32
	40.8	118.0	MDE 1080S11H03	J22
	40.8	118.0	MDM 1080S11H03	J57
	40.8	118.0	MDW 1080HX3	J66
	41.0	118.2	MDW 1080HGS3	J46
	43.2	116.0	MDF 1080H3D	J35
	53.0	102.0	SDP 1080U3HA	J5-4
	53.0	102.0	SDP 1080U3HAK	J5-6
	53.8	116.0	MDE 1080S11E04	J15
	54.0	116.2	MDW 1080GS4	J41
	64.8	149.0	MDF 1080H5D	J35
	69.0	118.0	SDP 1080U5HA	J5-4
	69.0	118.0	SDP 1080U5HAK	J5-6
	71.2	150.4	MDA 1080S12H05	J89
	73.8	151.0	MDE 1080S11H05	J22
	73.8	151.0	MDM 1080S11H05	J57
	73.8	151.0	MDW 1080HX5	J66
	74.0	151.2	MDW 1080HGS5	J46
	106.0	155.0	SDP 1080U7HAK	J5-6
	106.8	184.0	MDE 1080S11H08	J22
	107.0	184.2	MDW 1080HGS8	J46
	137.8	217.0	MDA 1080S12H10	J89
10.9	30.7	95.0	MDE 1090S11E02	J15
	31.0	95.3	MDW 1090GS2	J41
	32.7	90.0	MDF 1090S2D	J29
	32.7	160.0	MDF 1090L2D	J32
	40.7	118.0	MDE 1090S11H03	J22
	40.7	118.0	MDM 1090S11H03	J57
	40.7	118.0	MDW 1090HX3	J66
	41.0	118.3	MDW 1090HGS3	J46
	43.6	116.0	MDF 1090H3D	J35
	53.0	102.0	SDP 1090U3HA	J5-4
	53.0	102.0	SDP 1090U3HAK	J5-6
	53.7	116.0	MDE 1090S11E04	J15
	54.0	116.3	MDW 1090GS4	J41
	65.4	149.0	MDF 1090H5D	J35
	69.0	118.0	SDP 1090U5HA	J5-4
	69.0	118.0	SDP 1090U5HAK	J5-6
	73.7	151.0	MDE 1090S11H05	J22
	73.7	151.0	MDM 1090S11H05	J57
	73.7	151.0	MDW 1090HX5	J66
	74.0	151.3	MDW 1090HGS5	J46
	106.0	155.0	SDP 1090U7HAK	J5-6
	106.7	184.0	MDE 1090S11H08	J22
	107.0	184.3	MDW 1090HGS8	J46
11.0	30.5	95.0	MDE 1100S11E02	J15
	30.8	95.3	MDW 1100GS2	J41
	33.0	90.0	MDF 1100S2D	J29
	33.0	160.0	MDF 1100L2D	J32
	38.0	117.5	MDA 1100S12H03	J89
	40.0	117.5	MDW 1100PHT	J82
	40.5	118.0	MDE 1100S11H03	J22
	40.5	118.0	MDM 1100S11H03	J58
	40.5	118.0	MDW 1100HX3	J66
	40.8	116.3	MDW 1100SGS3	J75
	40.8	118.3	MDW 1100HGS3	J46
	40.8	118.3	MDW 1100HY3	J71
	40.8	118.3	MDW 1100NHGS3	J95

(蓝色文字：扁平刀头　机夹式)

●刃径ø11.0～ø11.2mm

刃径 DC	有效长度 LU	全长 OAL	型号	页码
11.0	44.0	116.0	MDF 1100H3D	J35
	53.0	102.0	SDP 1100U3HA	J5-4
	53.0	102.0	SDP 1100U3HAK	J5-6
	53.5	116.0	MDE 1100S11E04	J15
	53.8	116.3	MDW 1100GS4	J41
	66.0	149.0	MDF 1100H5D	J35
	69.0	118.0	SDP 1100U5HA	J5-4
	69.0	118.0	SDP 1100U5HAK	J5-6
	71.0	150.5	MDA 1100S12H05	J89
	73.5	151.0	MDE 1100S11H05	J22
	73.5	151.0	MDM 1100S11H05	J58
	73.5	151.0	MDW 1100HX5	J66
	73.8	151.3	MDW 1100HGS5	J46
	73.8	151.3	MDW 1100HY5	J71
	73.8	151.3	MDW 1100NHGS5	J95
	106.0	155.0	SDP 1100U7HAK	J5-6
	106.5	184.0	MDE 1100S11H08	J22
	106.5	184.0	MDW 1100HX8	J66
	106.8	184.3	MDW 1100HGS8	J46
	137.5	217.0	MDA 1100S12H10	J89
	139.8	217.3	MDW 1100NHGS10	J95
	150.5	228.0	MDW 1100XHGS10	J82
	172.5	250.0	MDW 1100XHGS12	J82
	205.5	283.0	MDW 1100XHGS15	J82
	260.5	338.0	MDW 1100XHGS20	J82
	315.5	393.0	MDW 1100XHGS25	J82
11.08	43.2	124.3	MDW 1108NHGS3	J95
	77.7	160.3	MDW 1108NHGS5	J95
11.09	53.0	102.0	SDP 1109U3HA	J5-4
	53.0	102.0	SDP 1109U3HAK	J5-6
	69.0	118.0	SDP 1109U5HA	J5-4
	69.0	118.0	SDP 1109U5HAK	J5-6
	114.0	163.0	SDP 1109U7HAK	J5-6
11.1	30.4	102.0	MDE 1110S12E02	J15
	30.7	102.3	MDW 1110GS2	J41
	33.3	90.0	MDF 1110S2D	J29
	33.3	170.0	MDF 1110L2D	J32
	42.3	123.5	MDA 1110S12H03	J89
	42.9	124.0	MDE 1110S12H03	J22
	42.9	124.0	MDM 1110S12H03	J58
	42.9	124.0	MDW 1110HX3	J66
	43.2	124.3	MDW 1110HGS3	J46
	43.2	124.3	MDW 1110NHGS3	J95
	44.4	122.0	MDF 1110H3D	J35
	53.0	102.0	SDP 1110U3HA	J5-4
	53.0	102.0	SDP 1110U3HAK	J5-6
	56.4	123.0	MDE 1110S12E04	J15
	56.7	123.3	MDW 1110GS4	J41
	66.6	158.0	MDF 1110H5D	J35
	69.0	118.0	SDP 1110U5HA	J5-4
	69.0	118.0	SDP 1110U5HAK	J5-6
	76.8	159.5	MDA 1110S12H05	J89
	77.4	160.0	MDE 1110S12H05	J22
	77.4	160.0	MDM 1110S12H05	J58
	77.4	160.0	MDW 1110HX5	J66
	77.7	160.3	MDW 1110HGS5	J46
	77.7	160.3	MDW 1110NHGS5	J95
	111.9	196.0	MDE 1110S12H08	J22
	112.2	196.3	MDW 1110HGS8	J46
	114.0	163.0	SDP 1110U7HAK	J5-6
11.11	53.0	102.0	SDP 1111U3HA	J5-4
	53.0	102.0	SDP 1111U3HAK	J5-6
	69.0	118.0	SDP 1111U5HA	J5-4
	69.0	118.0	SDP 1111U5HAK	J5-6
	114.0	163.0	SDP 1111U7HAK	J5-6
11.18	53.0	102.0	SDP 1118U3HA	J5-4
	53.0	102.0	SDP 1118U3HAK	J5-6
	69.0	118.0	SDP 1118U5HA	J5-4
	69.0	118.0	SDP 1118U5HAK	J5-6
	114.0	163.0	SDP 1117U5HAK	J5-6
11.2	30.2	102.0	MDE 1120S12E02	J15
	30.5	102.3	MDW 1120GS2	J41
	33.6	90.0	MDF 1120S2D	J29
	33.6	160.0	MDF 1120L2D	J32
	42.7	124.0	MDE 1120S12H03	J22
	42.7	124.0	MDM 1120S12H03	J58
	42.7	124.0	MDW 1120HX3	J66
	43.0	124.3	MDW 1120HGS3	J46
	43.0	124.3	MDW 1120NHGS3	J95
	44.8	122.0	MDF 1120H3D	J35

(蓝色文字：扁平刀头　机夹式)

有效长度(LU)为可使用长度的参考标准，加工时请根据沟槽长度(LCF)考虑切屑排出量进行使用。

不同刃径的有效长度一览

●刃径ø11.2～ø11.4mm

刃径 DC	有效长度 LU	全长 OAL	型号	页码
11.2	53.0	102.0	SDP 1120U3HA	J5-4
	53.0	102.0	SDP 1120U3HAK	J5-6
	56.2	123.0	MDE 1120S12E04	J15
	56.5	123.3	MDW 1120GS4	J41
	67.2	158.0	MDF 1120H5D	J35
	69.0	118.0	SDP 1120U5HA	J5-4
	69.0	118.0	SDP 1120U5HAK	J5-6
	76.7	159.5	MDA 1120S12H05	J89
	77.2	160.0	MDE 1120S12H05	J22
	77.2	160.0	MDM 1120S12H05	J58
	77.2	160.0	MDW 1120HX5	J66
	77.5	160.3	MDW 1120HGS5	J46
	77.5	160.3	MDW 1120NHGS5	J95
	111.7	196.0	MDE 1120S12H08	J22
	112.0	196.3	MDW 1120HGS8	J46
	114.0	163.0	SDP 1120U7HAK	J5-6
11.22	30.2	102.0	MDE 1122S12E02	J15
	33.6	90.0	MDF 1122S2D	J29
	53.0	102.0	SDP 1122UU3HA	J5-4
	53.0	102.0	SDP 1122UU3HAK	J5-6
	69.0	118.0	SDP 1122U5HA	J5-4
	69.0	118.0	SDP 1122U5HAK	J5-6
	77.2	160.0	MDE 1122S12H05	J22
	114.0	163.0	SDP 1122U7HAK	J5-6
11.24	30.2	102.0	MDE 1124S12E02	J15
	33.7	90.0	MDF 1124S2D	J29
	77.2	160.0	MDE 1124S12H05	J22
11.3	30.2	102.1	MDE 1130S12E02	J15
	30.4	102.3	MDW 1130GS2	J41
	33.9	90.0	MDF 1130S2D	J29
	33.9	160.0	MDF 1130L2D	J32
	42.7	124.1	MDE 1130S12H03	J22
	42.7	124.1	MDM 1130S12H03	J58
	42.7	124.1	MDW 1130HX3	J66
	42.9	124.3	MDW 1130HGS3	J46
	45.2	122.0	MDF 1130H3D	J35
	53.0	102.0	SDP 1130U3HA	J5-4
	53.0	102.0	SDP 1130U3HAK	J5-6
	56.2	123.1	MDE 1130S12E04	J15
	56.4	123.3	MDW 1130GS4	J41
	67.8	158.0	MDF 1130H5D	J35
	69.0	118.0	SDP 1130U5HA	J5-4
	69.0	118.0	SDP 1130U5HAK	J5-6
	77.2	160.1	MDE 1130S12H05	J22
	77.2	160.1	MDM 1130S12H05	J58
	77.2	160.1	MDW 1130HX5	J66
	77.4	160.3	MDW 1130HGS5	J46
	111.7	196.1	MDE 1130S12H08	J22
	111.9	196.3	MDW 1130HGS8	J46
	114.0	163.0	SDP 1130U7HAK	J5-6
11.32	53.0	102.0	SDP 1132U3HA	J5-4
	53.0	102.0	SDP 1132U3HAK	J5-6
	69.0	118.0	SDP 1132U5HA	J5-4
	69.0	118.0	SDP 1132U5HAK	J5-6
	114.0	163.0	SDP 1132U7HAK	J5-6
11.34	53.0	102.0	SDP 1134U3HA	J5-4
	53.0	102.0	SDP 1134U3HAK	J5-6
	69.0	118.0	SDP 1134U5HA	J5-4
	69.0	118.0	SDP 1134U5HAK	J5-6
	114.0	163.0	SDP 1134U7HAK	J5-6
11.36	30.0	102.1	MDE 1136S12E02	J15
	34.0	90.0	MDF 1136S2D	J29
	53.0	102.0	SDP 1136U3HA	J5-4
	53.0	102.0	SDP 1136U3HAK	J5-6
	69.0	118.0	SDP 1136U5HA	J5-4
	69.0	118.0	SDP 1136U5HAK	J5-6
	77.0	160.1	MDE 1136S12H05	J22
	114.0	163.0	SDP 1136U7HAK	J5-6
11.38	30.0	102.1	MDE 1138S12E02	J15
	34.1	90.0	MDF 1138S2D	J29
	77.0	160.1	MDE 1138S12H05	J22
11.4	30.0	102.1	MDE 1140S12E02	J15
	30.3	102.4	MDW 1140GS2	J41
	34.2	90.0	MDF 1140S2D	J29
	34.2	160.0	MDF 1140L2D	J32
	42.5	124.1	MDE 1140S12H03	J22
	42.5	124.1	MDM 1140S12H03	J58
	42.5	124.1	MDW 1140HX3	J66
	42.8	124.4	MDW 1140HGS3	J46
	42.8	124.4	MDW 1140HY3	J71

(蓝色文字：扁平刀头　机夹式)

●刃径ø11.4～ø11.6mm

刃径 DC	有效长度 LU	全长 OAL	型号	页码
11.4	42.8	124.4	MDW 1140NHGS3	J95
	45.6	122.0	MDF 1140H3D	J35
	53.0	102.0	SDP 1140U3HA	J5-4
	53.0	102.0	SDP 1140U3HAK	J5-6
	56.0	123.1	MDE 1140S12E04	J15
	56.3	123.4	MDW 1140GS4	J41
	68.4	158.0	MDF 1140H5D	J35
	69.0	118.0	SDP 1140U5HA	J5-4
	69.0	118.0	SDP 1140U5HAK	J5-6
	76.4	159.5	MDA 1140S12H05	J89
	77.0	160.1	MDE 1140S12H05	J22
	77.0	160.1	MDM 1140S12H05	J58
	77.0	160.1	MDW 1140HX5	J66
	77.3	160.4	MDW 1140HGS5	J46
	77.3	160.4	MDW 1140HY5	J71
	77.3	160.4	MDW 1140NHGS5	J95
	111.5	196.1	MDE 1140S12H08	J22
	111.8	196.4	MDW 1140HGS8	J46
	114.0	163.0	SDP 1140U7HAK	J5-6
11.48	53.0	102.0	SDP 1148U3HA	J5-4
	53.0	102.0	SDP 1148U3HAK	J5-6
	69.0	118.0	SDP 1148U5HA	J5-4
	69.0	118.0	SDP 1148U5HAK	J5-6
	114.0	163.0	SDP 1148U7HAK	J5-6
11.5	29.9	102.1	MDE 1150S12E02	J15
	30.2	102.4	MDW 1150GS2	J41
	34.5	90.0	MDF 1150S2D	J29
	34.5	160.0	MDF 1150L2D	J32
	41.8	123.5	MDA 1150S12H03	J89
	41.8	123.5	MDW 1150PHT	J82
	42.4	124.1	MDE 1150S12H03	J22
	42.4	124.1	MDM 1150S12H03	J58
	42.4	124.1	MDW 1150HX3	J66
	42.7	123.4	MDW 1150SGS3	J75
	42.7	124.4	MDW 1150HGS3	J46
	42.7	124.4	MDW 1150HY3	J71
	42.7	124.4	MDW 1150NHGS3	J95
	46.0	122.0	MDF 1150H3D	J35
	53.0	102.0	SDP 1150U3HA	J5-4
	53.0	102.0	SDP 1150U3HAK	J5-6
	55.9	123.1	MDE 1150S12E04	J15
	56.2	123.4	MDW 1150GS4	J41
	69.0	118.0	SDP 1150U5HA	J5-4
	69.0	118.0	SDP 1150U5HAK	J5-6
	69.0	158.0	MDF 1150H5D	J35
	76.3	159.5	MDA 1150S12H05	J89
	76.9	160.1	MDE 1150S12H05	J22
	76.9	160.1	MDM 1150S12H05	J58
	76.9	160.1	MDW 1150HX5	J66
	77.2	160.4	MDW 1150HGS5	J46
	77.2	160.4	MDW 1150HY5	J71
	77.2	160.4	MDW 1150NHGS5	J95
	111.4	196.1	MDE 1150S12H08	J22
	111.4	196.1	MDW 1150HX8	J66
	111.7	196.4	MDW 1150HGS8	J46
	114.0	163.0	SDP 1150U7HAK	J5-6
	145.8	232.1	MDA 1150S12H10	J89
	146.2	232.4	MDW 1150NHGS10	J95
	157.9	239.1	MDW 1150XHGS10	J82
	178.9	260.1	MDW 1150XHGS12	J82
	212.9	294.1	MDW 1150XHGS15	J82
	270.9	352.1	MDW 1150XHGS20	J82
	327.9	409.1	MDW 1150XHGS25	J82
11.6	31.7	102.1	MDE 1160S12E02	J15
	32.0	102.4	MDW 1160GS2	J41
	34.8	90.0	MDF 1160S2D	J29
	34.8	160.0	MDF 1160L2D	J32
	44.7	124.1	MDE 1160S12H03	J22
	44.7	124.1	MDM 1160S12H03	J58
	44.7	124.1	MDW 1160HX3	J66
	45.0	124.4	MDW 1160HGS3	J46
	46.4	122.0	MDF 1160H3D	J35
	53.0	102.0	SDP 1160U3HA	J5-4
	53.0	102.0	SDP 1160U3HAK	J5-6
	57.7	123.1	MDE 1160S12E04	J15
	58.0	123.4	MDW 1160GS4	J41
	69.0	118.0	SDP 1160U5HA	J5-4
	69.0	118.0	SDP 1160U5HAK	J5-6
	69.6	158.0	MDF 1160H5D	J35
	80.7	160.1	MDE 1160S12H05	J22

(蓝色文字：扁平刀头　机夹式)

●刃径ø11.6～ø11.91mm

刃径 DC	有效长度 LU	全长 OAL	型号	页码
11.6	80.7	160.1	MDM 1160S12H05	J58
	80.7	160.1	MDW 1160HX5	J66
	81.0	160.4	MDW 1160HGS5	J46
	114.0	163.0	SDP 1160U7HAK	J5-6
	116.7	196.1	MDE 1160S12H08	J22
	117.0	196.4	MDW 1160HGS8	J46
11.7	31.6	102.1	MDE 1170S12E02	J15
	31.9	102.4	MDW 1170GS2	J41
	35.1	90.0	MDF 1170S2D	J29
	35.1	160.0	MDF 1170L2D	J32
	44.6	124.1	MDE 1170S12H03	J22
	44.6	124.1	MDM 1170S12H03	J58
	44.6	124.1	MDW 1170HX3	J66
	44.9	124.4	MDW 1170HGS3	J46
	46.8	122.0	MDF 1170H3D	J35
	53.0	102.0	SDP 1170U3HA	J5-4
	53.0	102.0	SDP 1170U3HAK	J5-6
	57.6	123.1	MDE 1170S12E04	J15
	57.9	123.4	MDW 1170GS4	J41
	69.0	118.0	SDP 1170U5HA	J5-4
	69.0	118.0	SDP 1170U5HAK	J5-6
	70.2	158.0	MDF 1170H5D	J35
	80.6	160.1	MDE 1170S12H05	J22
	80.6	160.1	MDM 1170S12H05	J58
	80.6	160.1	MDW 1170HX5	J66
	80.9	160.4	MDW 1170HGS5	J46
	114.0	163.0	SDP 1170U7HAK	J5-6
	116.6	196.1	MDE 1170S12H08	J22
	116.9	196.4	MDW 1170HGS8	J46
11.8	31.4	102.1	MDE 1180S12E02	J15
	31.7	102.4	MDW 1180GS2	J41
	35.4	90.0	MDF 1180S2D	J29
	35.4	160.0	MDF 1180L2D	J32
	44.4	124.1	MDE 1180S12H03	J23
	44.4	124.1	MDM 1180S12H03	J58
	44.4	124.1	MDW 1180HX3	J66
	44.7	124.4	MDW 1180HGS3	J46
	47.2	122.0	MDF 1180H3D	J35
	53.0	102.0	SDP 1180U3HA	J5-4
	53.0	102.0	SDP 1180U3HAK	J5-6
	57.4	123.1	MDE 1180S12E04	J15
	57.7	123.4	MDW 1180GS4	J41
	69.0	118.0	SDP 1180U5HA	J5-4
	69.0	118.0	SDP 1180U5HAK	J5-6
	70.8	158.0	MDF 1180H5D	J35
	79.9	159.6	MDA 1180S12H05	J89
	80.4	160.1	MDE 1180S12H05	J23
	80.4	160.1	MDM 1180S12H05	J58
	80.4	160.1	MDW 1180HX5	J66
	80.7	160.4	MDW 1180HGS5	J46
	114.0	163.0	SDP 1180U7HAK	J5-6
	116.4	196.1	MDE 1180S12H08	J23
	116.7	196.4	MDW 1180HGS8	J46
11.9	31.4	102.2	MDE 1190S12E02	J15
	31.7	102.5	MDW 1190GS2	J41
	35.7	90.0	MDF 1190S2D	J29
	35.7	160.0	MDF 1190L2D	J32
	44.4	124.2	MDE 1190S12H03	J23
	44.4	124.2	MDM 1190S12H03	J58
	44.4	124.2	MDW 1190HX3	J66
	44.7	124.5	MDW 1190HGS3	J46
	47.6	122.0	MDF 1190H3D	J35
	53.0	102.0	SDP 1190U3HA	J5-4
	53.0	102.0	SDP 1190U3HAK	J5-6
	57.4	123.2	MDE 1190S12E04	J15
	57.7	123.5	MDW 1190GS4	J41
	69.0	118.0	SDP 1190U5HA	J5-4
	69.0	118.0	SDP 1190U5HAK	J5-6
	71.4	158.0	MDF 1190H5D	J35
	80.4	160.2	MDE 1190S12H05	J23
	80.4	160.2	MDM 1190S12H05	J58
	80.4	160.2	MDW 1190HX5	J66
	80.7	160.5	MDW 1190HGS5	J46
	114.0	163.0	SDP 1190U7HAK	J5-6
	116.4	196.2	MDE 1190S12H08	J23
	116.7	196.5	MDW 1190HGS8	J46
11.91	53.0	102.0	SDP 1191U3HA	J5-4
	53.0	102.0	SDP 1191U3HAK	J5-6
	69.0	118.0	SDP 1191U5HA	J5-4
	69.0	118.0	SDP 1191U5HAK	J5-6

(蓝色文字：扁平刀头　机夹式)

有效长度(LU)为可使用长度的参考标准，加工时请根据沟槽长度(LCF)考虑切屑排出量进行使用。

不同刃径的有效长度一览

●刃径ø11.91～ø12.1mm

刃径 DC	有效长度 LU	全长 OAL	型号	页码
11.91	114.0	163.0	SDP 1191U7HAK	J5-6
12.0	21.0	88.5	SMDT 1200 MFS+SMDH 120-1.5D	J124
	21.0	88.5	SMDT 1200 MFS+SMDH 120-1.5DF	J122
	23.0	90.5	SMDT 1200 MTL/MSL/MEL+SMDH 120-1.5D	J116
	23.0	90.5	SMDT 1200 MTL/MSL/MEL+SMDH 120-1.5DF	J114
	31.2	102.2	MDE 1200S12E02	J15
	31.5	102.5	MDW 1200GS2	J41
	36.0	90.0	MDF 1200S2D	J29
	36.0	160.0	MDF 1200L2D-S10	J32
	36.0	170.0	MDF 1200L2D	J32
	40.0	105.2	SMDT 1200 MFS+SMDH 120-3D	J124
	40.0	105.2	SMDT 1200 MFS+SMDH 120-3DF	J122
	40.0	105.2	SMDT 1200 MFS+SMDH 120M	J120
	42.0	107.2	SMDT 1200 MTL/MSL/MEL+SMDH 120-3D	J116
	42.0	107.2	SMDT 1200 MTL/MSL/MEL+SMDH 120-3DF	J114
	42.0	107.2	SMDT 1200 MTL/MSL/MEL+SMDH 120M	J112
	43.6	123.6	MDA 1200S12H03	J89
	43.6	123.6	MDW 1200PHT	J82
	44.2	124.2	MDE 1200S12H03	J23
	44.2	124.2	MDM 1200S12H03	J58
	44.2	124.2	MDW 1200HX3	J66
	44.5	123.5	MDW 1200SGS3	J75
	44.5	124.5	MDW 1200HGS3	J46
	44.5	124.5	MDW 1200HY3	J71
	44.5	124.5	MDW 1200NHGS3	J95
	48.0	122.0	MDF 1200H3D	J35
	53.0	102.0	SDP 1200U3HA	J5-4
	53.0	102.0	SDP 1200U3HAK	J5-6
	57.2	123.2	MDE 1200S12E04	J15
	57.5	123.5	MDW 1200GS4	J41
	65.0	130.2	SMDT 1200 MFS+SMDH 120-5D	J124
	65.0	130.2	SMDT 1200 MFS+SMDH 120-5DF	J122
	65.0	130.2	SMDT 1200 MFS+SMDH 120L	J120
	67.0	132.2	SMDT 1200 MTL/MSL/MEL+SMDH 120-5D	J116
	67.0	132.2	SMDT 1200 MTL/MSL/MEL+SMDH 120-5DF	J114
	67.0	132.2	SMDT 1200 MTL/MSL/MEL+SMDH 120L	J112
	69.0	118.0	SDP 1200U5HA	J5-4
	69.0	118.0	SDP 1200U5HAK	J5-6
	72.0	158.0	MDF 1200H5D	J35
	79.6	159.6	MDA 1200S12H05	J89
	80.2	160.2	MDE 1200S12H05	J23
	80.2	160.2	MDM 1200S12H05	J58
	80.2	160.2	MDW 1200HX5	J66
	80.5	160.5	MDW 1200HGS5	J46
	80.5	160.5	MDW 1200HY5	J71
	80.5	160.5	MDW 1200NHGS5	J95
	96.0	162.4	SMDT 1200 MFS+SMDH 120-8D	J124
	96.0	162.4	SMDT 1200 MFS+SMDH 120-8DF	J122
	98.0	164.4	SMDT 1200 MTL/MSL/MEL+SMDH 120-8D	J116
	98.0	164.4	SMDT 1200 MTL/MSL/MEL+SMDH 120-8DF	J114
	114.0	163.0	SDP 1200U7HAK	J5-6
	116.2	196.2	MDE 1200S12H08	J23
	116.2	196.2	MDW 1200HX8	J66
	116.5	196.5	MDW 1200HGS8	J46
	144.0	211.3	SMDT 1200 MFS+SMDH 120-12D	J124
	146.0	213.3	SMDT 1200 MTL/MSL/MEL+SMDH 120-12D	J116
	152.2	232.2	MDA 1200S12H10	J89
	152.5	232.5	MDW 1200NHGS10	J95
	164.2	244.2	MDW 1200XHGS10	J82
	188.2	268.2	MDW 1200XHGS12	J82
	224.2	304.2	MDW 1200XHGS15	J82
	284.2	364.2	MDW 1200XHGS20	J82
	344.2	424.2	MDW 1200XHGS25	J82
12.04	31.1	102.2	MDE 1204S13E02H	J17
12.1	23.0	90.5	SMDT 1210 MTL/MSL/MEL+SMDH 120-1.5D	J116
	23.0	90.5	SMDT 1210 MTL/MSL/MEL+SMDH 120-1.5DF	J114
	31.1	102.2	MDE 1210S13E02	J15
	36.3	100.0	MDF 1210S2D	J29
	42.0	107.2	SMDT 1210 MTL/MSL/MEL+SMDH 120-3D	J116
	42.0	107.2	SMDT 1210 MTL/MSL/MEL+SMDH 120-3DF	J114
	42.0	107.2	SMDT 1210 MTL/MSL/MEL+SMDH 120M	J112
	46.6	130.2	MDE 1210S13H03	J23
	46.6	130.2	MDM 1210S13H03	J58
	46.9	130.5	MDW 1210HGS3	J46
	46.9	130.5	MDW 1210NHGS3	J95
	58.0	107.0	SDP 1210U3HA	J5-4
	58.0	107.0	SDP 1210U3HAK	J5-6
	60.1	139.2	MDE 1210S13E04	J15
	67.0	132.2	SMDT 1210 MTL/MSL/MEL+SMDH 120-5D	J116
	67.0	132.2	SMDT 1210 MTL/MSL/MEL+SMDH 120-5DF	J114

(蓝色文字：扁平刀头　机夹式)

●刃径ø12.1～ø12.4mm

刃径 DC	有效长度 LU	全长 OAL	型号	页码
12.1	67.0	132.2	SMDT 1210 MTL/MSL/MEL+SMDH 120L	J112
	75.0	124.0	SDP 1210U5HA	J5-4
	75.0	124.0	SDP 1210U5HAK	J5-6
	84.1	169.2	MDE 1210S13H05	J23
	84.1	169.2	MDM 1210S13H05	J58
	84.4	169.5	MDW 1210HGS5	J46
	84.4	169.5	MDW 1210NHGS5	J95
	98.0	164.4	SMDT 1210 MTL/MSL/MEL+SMDH 120-8D	J116
	98.0	164.4	SMDT 1210 MTL/MSL/MEL+SMDH 120-8DF	J114
	121.6	208.2	MDE 1210S13H08	J23
	133.0	182.0	SDP 1210U7HAK	J5-6
	146.0	213.3	SMDT 1210 MTL/MSL/MEL+SMDH 120-12D	J116
12.2	23.0	90.5	SMDT 1220 MTL/MSL/MEL+SMDH 120-1.5D	J116
	23.0	90.5	SMDT 1220 MTL/MSL/MEL+SMDH 120-1.5DF	J114
	30.9	102.2	MDE 1220S13E02	J15
	36.6	100.0	MDF 1220S2D	J29
	42.0	107.2	SMDT 1220 MTL/MSL/MEL+SMDH 120-3D	J116
	42.0	107.2	SMDT 1220 MTL/MSL/MEL+SMDH 120-3DF	J114
	42.0	107.2	SMDT 1220 MTL/MSL/MEL+SMDH 120M	J112
	46.4	130.2	MDE 1220S13H03	J23
	46.4	130.2	MDM 1220S13H03	J58
	46.7	130.5	MDW 1220HGS3	J46
	58.0	107.0	SDP 1220U3HA	J5-4
	58.0	107.0	SDP 1220U3HAK	J5-6
	59.9	139.2	MDE 1220S13E04	J15
	67.0	132.2	SMDT 1220 MTL/MSL/MEL+SMDH 120-5D	J116
	67.0	132.2	SMDT 1220 MTL/MSL/MEL+SMDH 120-5DF	J114
	67.0	132.2	SMDT 1220 MTL/MSL/MEL+SMDH 120L	J112
	75.0	124.0	SDP 1220U5HA	J5-4
	75.0	124.0	SDP 1220U5HAK	J5-6
	83.9	169.2	MDE 1220S13H05	J23
	83.9	169.2	MDM 1220S13H05	J58
	84.2	169.5	MDW 1220HGS5	J46
	98.0	164.4	SMDT 1220 MTL/MSL/MEL+SMDH 120-8D	J116
	98.0	164.4	SMDT 1220 MTL/MSL/MEL+SMDH 120-8DF	J114
	121.4	208.2	MDE 1220S13H08	J23
	133.0	182.0	SDP 1220U7HAK	J5-6
	146.0	213.3	SMDT 1220 MTL/MSL/MEL+SMDH 120-12D	J116
12.3	23.0	90.5	SMDT 1230 MTL/MSL/MEL+SMDH 120-1.5D	J116
	23.0	90.5	SMDT 1230 MTL/MSL/MEL+SMDH 120-1.5DF	J114
	30.8	102.2	MDE 1230S13E02	J15
	36.9	100.0	MDF 1230S2D	J29
	42.0	107.2	SMDT 1230 MTL/MSL/MEL+SMDH 120-3D	J116
	42.0	107.2	SMDT 1230 MTL/MSL/MEL+SMDH 120-3DF	J114
	42.0	107.2	SMDT 1230 MTL/MSL/MEL+SMDH 120M	J112
	46.3	130.2	MDE 1230S13H03	J23
	46.3	130.2	MDM 1230S13H03	J58
	46.6	130.5	MDW 1230HGS3	J47
	46.6	130.5	MDW 1230NHGS3	J95
	58.0	107.0	SDP 1230U3HA	J5-4
	58.0	107.0	SDP 1230U3HAK	J5-6
	59.8	139.2	MDE 1230S13E04	J15
	67.0	132.2	SMDT 1230 MTL/MSL/MEL+SMDH 120-5D	J116
	67.0	132.2	SMDT 1230 MTL/MSL/MEL+SMDH 120-5DF	J114
	67.0	132.2	SMDT 1230 MTL/MSL/MEL+SMDH 120L	J112
	75.0	124.0	SDP 1230U5HA	J5-4
	75.0	124.0	SDP 1230U5HAK	J5-6
	83.8	169.2	MDE 1230S13H05	J23
	83.8	169.2	MDM 1230S13H05	J58
	84.1	169.5	MDW 1230HGS5	J47
	84.1	169.5	MDW 1230NHGS5	J95
	98.0	164.4	SMDT 1230 MTL/MSL/MEL+SMDH 120-8D	J116
	98.0	164.4	SMDT 1230 MTL/MSL/MEL+SMDH 120-8DF	J114
	121.3	208.2	MDE 1230S13H08	J23
	133.0	182.0	SDP 1230U7HAK	J5-6
	146.0	213.3	SMDT 1230 MTL/MSL/MEL+SMDH 120-12D	J116
12.4	23.0	90.5	SMDT 1240 MTL/MSL/MEL+SMDH 120-1.5D	J116
	23.0	90.5	SMDT 1240 MTL/MSL/MEL+SMDH 120-1.5DF	J114
	30.7	102.3	MDE 1240S13E02	J15
	37.2	100.0	MDF 1240S2D	J29
	42.0	107.2	SMDT 1240 MTL/MSL/MEL+SMDH 120-3D	J116
	42.0	107.2	SMDT 1240 MTL/MSL/MEL+SMDH 120-3DF	J114
	42.0	107.2	SMDT 1240 MTL/MSL/MEL+SMDH 120M	J112
	46.2	130.3	MDE 1240S13H03	J23
	46.2	130.3	MDM 1240S13H03	J58
	46.5	130.6	MDW 1240HGS3	J47
	58.0	107.0	SDP 1240U3HA	J5-4
	58.0	107.0	SDP 1240U3HAK	J5-6
	59.7	139.3	MDE 1240S13E04	J15
	67.0	132.2	SMDT 1240 MTL/MSL/MEL+SMDH 120-5D	J116

(蓝色文字：扁平刀头　机夹式)

●刃径ø12.4～ø12.6mm

刃径 DC	有效长度 LU	全长 OAL	型号	页码
12.4	67.0	132.2	SMDT 1240 MTL/MSL/MEL+SMDH 120-5DF	J114
	67.0	132.2	SMDT 1240 MTL/MSL/MEL+SMDH 120L	J112
	75.0	124.0	SDP 1240U5HA	J5-4
	75.0	124.0	SDP 1240U5HAK	J5-6
	83.7	169.3	MDE 1240S13H05	J23
	83.7	169.3	MDM 1240S13H05	J58
	84.0	169.6	MDW 1240HGS5	J47
	98.0	164.4	SMDT 1240 MTL/MSL/MEL+SMDH 120-8D	J116
	98.0	164.4	SMDT 1240 MTL/MSL/MEL+SMDH 120-8DF	J114
	121.2	208.3	MDE 1240S13H08	J23
	133.0	182.0	SDP 1240U7HAK	J5-6
	146.0	213.3	SMDT 1240 MTL/MSL/MEL+SMDH 120-12D	J116
12.5	22.0	88.8	SMDT 1250 MFS+SMDH 125-1.5D	J124
	22.0	88.8	SMDT 1250 MFS+SMDH 125-1.5DF	J122
	24.0	91.0	SMDT 1250 MTL/MSL/MEL+SMDH 125-1.5D	J116
	24.0	91.0	SMDT 1250 MTL/MSL/MEL+SMDH 125-1.5DF	J114
	30.6	102.3	MDE 1250S13E02	J15
	37.5	100.0	MDF 1250S2D	J29
	37.5	180.0	MDF 1250L2D	J32
	41.0	105.1	SMDT 1250 MFS+SMDH 125-3D	J124
	41.0	105.1	SMDT 1250 MFS+SMDH 125-3DF	J122
	41.0	105.1	SMDT 1250 MFS+SMDH 125M	J120
	44.0	107.3	SMDT 1250 MTL/MSL/MEL+SMDH 125-3D	J116
	44.0	107.3	SMDT 1250 MTL/MSL/MEL+SMDH 125-3DF	J114
	44.0	107.3	SMDT 1250 MTL/MSL/MEL+SMDH 125M	J112
	45.5	129.7	MDW 1250PHT	J82
	46.1	130.3	MDE 1250S13H03	J23
	46.1	130.3	MDM 1250S13H03	J58
	46.1	130.3	MDW 1250HX3	J66
	46.4	130.6	MDW 1250HGS3	J47
	46.4	130.6	MDW 1250HY3	J71
	46.4	130.6	MDW 1250NHGS3	J95
	50.0	128.0	MDF 1250H3D	J35
	58.0	107.0	SDP 1250U3HA	J5-4
	58.0	107.0	SDP 1250U3HAK	J5-6
	59.6	139.3	MDE 1250S13E04	J15
	67.0	130.1	SMDT 1250 MFS+SMDH 125-5D	J124
	67.0	130.1	SMDT 1250 MFS+SMDH 125-5DF	J122
	67.0	130.1	SMDT 1250 MFS+SMDH 125L	J120
	69.0	132.3	SMDT 1250 MTL/MSL/MEL+SMDH 125-5D	J116
	69.0	132.3	SMDT 1250 MTL/MSL/MEL+SMDH 125-5DF	J114
	69.0	132.3	SMDT 1250 MTL/MSL/MEL+SMDH 125L	J112
	75.0	124.0	SDP 1250U5HA	J5-4
	75.0	124.0	SDP 1250U5HAK	J5-6
	75.0	167.0	MDF 1250H5D	J35
	83.6	169.3	MDE 1250S13H05	J23
	83.6	169.3	MDM 1250S13H05	J58
	83.6	169.3	MDW 1250HX5	J66
	83.9	169.6	MDW 1250HGS5	J47
	83.9	169.6	MDW 1250HY5	J71
	83.9	169.6	MDW 1250NHGS5	J95
	100.0	167.9	SMDT 1250 MFS+SMDH 125-8D	J124
	100.0	167.9	SMDT 1250 MFS+SMDH 125-8DF	J122
	102.0	170.1	SMDT 1250 MTL/MSL/MEL+SMDH 125-8D	J116
	102.0	170.1	SMDT 1250 MTL/MSL/MEL+SMDH 125-8DF	J114
	121.1	208.3	MDE 1250S13H08	J23
	121.1	208.3	MDW 1250HX8	J66
	121.4	208.6	MDW 1250HGS8	J47
	121.4	208.6	MDW 1250HY8	J71
	133.0	182.0	SDP 1250U7HAK	J5-6
	150.0	217.3	SMDT 1250 MFS+SMDH 125-12D	J124
	152.0	219.5	SMDT 1250 MTL/MSL/MEL+SMDH 125-12D	J116
	158.9	247.6	MDW 1250NHGS10	J95
	171.6	255.3	MDW 1250XHGS10	J82
	194.6	278.3	MDW 1250XHGS12	J82
	231.6	315.3	MDW 1250XHGS15	J82
	294.6	378.3	MDW 1250XHGS20	J82
12.52	32.4	102.3	MDE 1252S13E02H	J17
12.6	24.0	91.0	SMDT 1260 MTL/MSL/MEL+SMDH 125-1.5D	J116
	24.0	91.0	SMDT 1260 MTL/MSL/MEL+SMDH 125-1.5DF	J114
	32.4	102.3	MDE 1260S13E02	J15
	37.8	100.0	MDF 1260S2D	J29
	44.0	107.3	SMDT 1260 MTL/MSL/MEL+SMDH 125-3D	J116
	44.0	107.3	SMDT 1260 MTL/MSL/MEL+SMDH 125-3DF	J114
	44.0	107.3	SMDT 1260 MTL/MSL/MEL+SMDH 125M	J112
	48.4	130.3	MDE 1260S13H03	J23
	48.4	130.3	MDM 1260S13H03	J58
	48.7	130.6	MDW 1260HGS3	J47
	58.0	107.0	SDP 1260U3HA	J5-4
	58.0	107.0	SDP 1260U3HAK	J5-6

(蓝色文字：扁平刀头　机夹式)

有效长度(LU)为可使用长度的参考标准，加工时请根据沟槽长度(LCF)考虑切屑排出量进行使用。

不同刃径的有效长度一览

●刃径ø12.6～ø12.9mm

刃径 DC	有效长度 LU	全长 OAL	型号	页码
12.6	61.4	139.3	MDE 1260S13E04	J15
	69.0	132.3	SMDT 1260 MTL/MSL/MEL+SMDH 125-5D	J116
	69.0	132.3	SMDT 1260 MTL/MSL/MEL+SMDH 125-5DF	J114
	69.0	132.3	SMDT 1260 MTL/MSL/MEL+SMDH 125L	J112
	75.0	124.0	SDP 1260U5HA	J5-4
	75.0	124.0	SDP 1260U5HAK	J5-6
	87.4	169.3	MDE 1260S13H05	J23
	87.4	169.3	MDM 1260S13H05	J58
	87.7	169.6	MDW 1260HGS5	J47
	102.0	170.1	SMDT 1260 MTL/MSL/MEL+SMDH 125-8D	J116
	102.0	170.1	SMDT 1260 MTL/MSL/MEL+SMDH 125-8DF	J114
	126.4	208.3	MDE 1260S13H08	J23
	133.0	182.0	SDP 1260U7HAK	J5-6
	152.0	219.5	SMDT 1260 MTL/MSL/MEL+SMDH 125-12D	J116
12.7	24.0	91.0	SMDT 1270 MTL/MSL/MEL+SMDH 125-1.5D	J116
	24.0	91.0	SMDT 1270 MTL/MSL/MEL+SMDH 125-1.5DF	J114
	32.3	102.3	MDE 1270S13E02	J15
	38.1	100.0	MDF 1270S2D	J29
	44.0	107.3	SMDT 1270 MTL/MSL/MEL+SMDH 125-3D	J116
	44.0	107.3	SMDT 1270 MTL/MSL/MEL+SMDH 125-3DF	J114
	44.0	107.3	SMDT 1270 MTL/MSL/MEL+SMDH 125M	J112
	48.3	130.3	MDE 1270S13H03	J23
	48.3	130.3	MDM 1270S13H03	J58
	48.6	130.6	MDW 1270HGS3	J47
	58.0	107.0	SDP 1270U3HA	J5-4
	58.0	107.0	SDP 1270U3HAK	J5-6
	61.3	139.3	MDE 1270S13E04	J15
	69.0	132.3	SMDT 1270 MTL/MSL/MEL+SMDH 125-5D	J116
	69.0	132.3	SMDT 1270 MTL/MSL/MEL+SMDH 125-5DF	J114
	69.0	132.3	SMDT 1270 MTL/MSL/MEL+SMDH 125L	J112
	75.0	124.0	SDP 1270U5HA	J5-4
	75.0	124.0	SDP 1270U5HAK	J5-6
	87.3	169.3	MDE 1270S13H05	J23
	87.3	169.3	MDM 1270S13H05	J58
	87.6	169.6	MDW 1270HGS5	J47
	102.0	170.1	SMDT 1270 MTL/MSL/MEL+SMDH 125-8D	J116
	102.0	170.1	SMDT 1270 MTL/MSL/MEL+SMDH 125-8DF	J114
	126.3	208.3	MDE 1270S13H08	J23
	133.0	182.0	SDP 1270U7HAK	J5-6
	152.0	219.5	SMDT 1270 MTL/MSL/MEL+SMDH 125-12D	J116
12.8	24.0	91.0	SMDT 1280 MTL/MSL/MEL+SMDH 125-1.5D	J116
	24.0	91.0	SMDT 1280 MTL/MSL/MEL+SMDH 125-1.5DF	J114
	32.1	102.3	MDE 1280S13E02	J15
	38.4	100.0	MDF 1280S2D	J29
	44.0	107.3	SMDT 1280 MTL/MSL/MEL+SMDH 125-3D	J116
	44.0	107.3	SMDT 1280 MTL/MSL/MEL+SMDH 125-3DF	J114
	44.0	107.3	SMDT 1280 MTL/MSL/MEL+SMDH 125M	J112
	48.1	130.3	MDE 1280S13H03	J23
	48.1	130.3	MDM 1280S13H03	J58
	48.4	130.6	MDW 1280HGS3	J47
	58.0	107.0	SDP 1280U3HA	J5-4
	58.0	107.0	SDP 1280U3HAK	J5-6
	61.1	139.3	MDE 1280S13E04	J15
	69.0	132.3	SMDT 1280 MTL/MSL/MEL+SMDH 125-5D	J116
	69.0	132.3	SMDT 1280 MTL/MSL/MEL+SMDH 125-5DF	J114
	69.0	132.3	SMDT 1280 MTL/MSL/MEL+SMDH 125L	J112
	75.0	124.0	SDP 1280U5HA	J5-4
	75.0	124.0	SDP 1280U5HAK	J5-6
	87.1	169.3	MDE 1280S13H05	J23
	87.1	169.3	MDM 1280S13H05	J58
	87.4	169.6	MDW 1280HGS5	J47
	102.0	170.1	SMDT 1280 MTL/MSL/MEL+SMDH 125-8D	J116
	102.0	170.1	SMDT 1280 MTL/MSL/MEL+SMDH 125-8DF	J114
	126.1	208.3	MDE 1280S13H08	J23
	133.0	182.0	SDP 1280U7HAK	J5-6
	152.0	219.5	SMDT 1280 MTL/MSL/MEL+SMDH 125-12D	J116
12.9	24.0	91.0	SMDT 1290 MTL/MSL/MEL+SMDH 125-1.5D	J116
	24.0	91.0	SMDT 1290 MTL/MSL/MEL+SMDH 125-1.5DF	J114
	32.0	102.3	MDE 1290S13E02	J15
	38.7	100.0	MDF 1290S2D	J29
	44.0	107.3	SMDT 1290 MTL/MSL/MEL+SMDH 125-3D	J116
	44.0	107.3	SMDT 1290 MTL/MSL/MEL+SMDH 125-3DF	J114
	44.0	107.3	SMDT 1290 MTL/MSL/MEL+SMDH 125M	J112
	48.0	130.3	MDE 1290S13H03	J23
	48.0	130.3	MDM 1290S13H03	J58
	48.4	130.7	MDW 1290HGS3	J47
	58.0	107.0	SDP 1290U3HA	J5-4
	58.0	107.0	SDP 1290U3HAK	J5-6
	61.0	139.3	MDE 1290S13E04	J15
	69.0	132.3	SMDT 1290 MTL/MSL/MEL+SMDH 125-5D	J116

(蓝色文字：扁平刀头　机夹式)

●刃径ø12.9～ø13.1mm

刃径 DC	有效长度 LU	全长 OAL	型号	页码
12.9	69.0	132.3	SMDT 1290 MTL/MSL/MEL+SMDH 125-5DF	J114
	69.0	132.3	SMDT 1290 MTL/MSL/MEL+SMDH 125L	J112
	75.0	124.0	SDP 1290U5HA	J5-4
	75.0	124.0	SDP 1290U5HAK	J5-6
	87.0	169.3	MDE 1290S13H05	J23
	87.0	169.3	MDM 1290S13H05	J58
	87.4	169.7	MDW 1290HGS5	J47
	102.0	170.1	SMDT 1290 MTL/MSL/MEL+SMDH 125-8D	J116
	102.0	170.1	SMDT 1290 MTL/MSL/MEL+SMDH 125-8DF	J114
	126.0	208.3	MDE 1290S13H08	J23
	133.0	182.0	SDP 1290U7HAK	J5-6
	152.0	219.5	SMDT 1290 MTL/MSL/MEL+SMDH 125-12D	J116
12.96	48.3	130.7	MDW 1296NHGS3	J95
	87.3	169.7	MDW 1296NHGS5	J95
13.0	23.0	90.0	SMDT 1300 MFS+SMDH 130-1.5D	J124
	23.0	90.0	SMDT 1300 MFS+SMDH 130-1.5DF	J122
	25.0	92.2	SMDT 1300 MTL/MSL/MEL+SMDH 130-1.5D	J116
	25.0	92.2	SMDT 1300 MTL/MSL/MEL+SMDH 130-1.5DF	J114
	31.9	102.4	MDE 1300S13E02	J15
	39.0	100.0	MDF 1300S2D	J29
	39.0	180.0	MDF 1300L2D	J32
	43.0	110.2	SMDT 1300 MFS+SMDH 130-3D	J124
	43.0	110.2	SMDT 1300 MFS+SMDH 130-3DF	J122
	43.0	110.2	SMDT 1300 MFS+SMDH 130M	J120
	45.0	112.4	SMDT 1300 MTL/MSL/MEL+SMDH 130-3D	J116
	45.0	112.4	SMDT 1300 MTL/MSL/MEL+SMDH 130-3DF	J114
	45.0	112.4	SMDT 1300 MTL/MSL/MEL+SMDH 130M	J112
	47.2	129.7	MDW 1300PHT	J82
	47.9	130.4	MDE 1300S13H03	J23
	47.9	130.4	MDM 1300S13H03	J58
	47.9	130.4	MDW 1300HX3	J66
	48.2	130.7	MDW 1300HGS3	J47
	48.2	130.7	MDW 1300HY3	J71
	48.2	130.7	MDW 1300NHGS3	J95
	52.0	128.0	MDF 1300H3D	J35
	58.0	107.0	SDP 1300U3HA	J5-4
	58.0	107.0	SDP 1300U3HAK	J5-6
	60.9	139.4	MDE 1300S13E04	J15
	70.0	140.2	SMDT 1300 MFS+SMDH 130-5D	J124
	70.0	140.2	SMDT 1300 MFS+SMDH 130-5DF	J122
	70.0	140.2	SMDT 1300 MFS+SMDH 130L	J120
	72.0	142.4	SMDT 1300 MTL/MSL/MEL+SMDH 130-5D	J116
	72.0	142.4	SMDT 1300 MTL/MSL/MEL+SMDH 130-5DF	J114
	72.0	142.4	SMDT 1300 MTL/MSL/MEL+SMDH 130L	J112
	75.0	124.0	SDP 1300U5HA	J5-4
	75.0	124.0	SDP 1300U5HAK	J5-6
	78.0	167.0	MDF 1300H5D	J35
	86.9	169.4	MDE 1300S13H05	J23
	86.9	169.4	MDM 1300S13H05	J58
	86.9	169.4	MDW 1300HX5	J66
	87.2	169.7	MDW 1300HGS5	J47
	87.2	169.7	MDW 1300HY5	J71
	87.2	169.7	MDW 1300NHGS5	J95
	104.0	176.2	SMDT 1300 MFS+SMDH 130-8D	J124
	104.0	176.2	SMDT 1300 MFS+SMDH 130-8DF	J122
	106.0	178.4	SMDT 1300 MTL/MSL/MEL+SMDH 130-8D	J116
	106.0	178.4	SMDT 1300 MTL/MSL/MEL+SMDH 130-8DF	J114
	125.9	208.4	MDE 1300S13H08	J23
	125.9	208.4	MDW 1300HX8	J66
	126.2	208.7	MDW 1300HGS8	J47
	133.0	182.0	SDP 1300U7HAK	J5-6
	156.0	223.5	SMDT 1300 MFS+SMDH 130-12D	J124
	158.0	225.7	SMDT 1300 MTL/MSL/MEL+SMDH 130-12D	J116
	165.2	247.7	MDW 1300NHGS10	J95
	177.9	260.4	MDW 1300XHGS10	J82
	203.9	286.4	MDW 1300XHGS12	J82
	242.9	325.4	MDW 1300XHGS15	J82
	307.9	390.4	MDW 1300XHGS20	J82
13.1	25.0	92.2	SMDT 1310 MTL/MSL/MEL+SMDH 130-1.5D	J116
	25.0	92.2	SMDT 1310 MTL/MSL/MEL+SMDH 130-1.5DF	J114
	32.8	107.4	MDE 1310S14E02	J16
	39.3	110.0	MDF 1310S2D	J29
	45.0	112.4	SMDT 1310 MTL/MSL/MEL+SMDH 130-3D	J116
	45.0	112.4	SMDT 1310 MTL/MSL/MEL+SMDH 130-3DF	J114
	45.0	112.4	SMDT 1310 MTL/MSL/MEL+SMDH 130M	J112
	50.3	136.4	MDE 1310S14H03	J23
	50.3	136.4	MDM 1310S14H03	J58
	50.6	136.7	MDW 1310HGS3	J47
	58.0	107.0	SDP 1310U3HA	J5-4
	58.0	107.0	SDP 1310U3HAK	J5-6

(蓝色文字：扁平刀头　机夹式)

●刃径ø13.1～ø13.4mm

刃径 DC	有效长度 LU	全长 OAL	型号	页码
13.1	66.8	149.4	MDE 1310S14E04	J16
	72.0	142.4	SMDT 1310 MTL/MSL/MEL+SMDH 130-5D	J116
	72.0	142.4	SMDT 1310 MTL/MSL/MEL+SMDH 130-5DF	J114
	72.0	142.4	SMDT 1310 MTL/MSL/MEL+SMDH 130L	J112
	75.0	124.0	SDP 1310U5HA	J5-4
	75.0	124.0	SDP 1310U5HAK	J5-6
	90.8	178.4	MDE 1310S14H05	J23
	90.8	178.4	MDM 1310S14H05	J58
	91.1	178.7	MDW 1310HGS5	J47
	106.0	178.4	SMDT 1310 MTL/MSL/MEL+SMDH 130-8D	J116
	106.0	178.4	SMDT 1310 MTL/MSL/MEL+SMDH 130-8DF	J114
	131.3	220.4	MDE 1310S14H08	J23
	133.0	182.0	SDP 1310U7HAK	J5-6
	158.0	225.7	SMDT 1310 MTL/MSL/MEL+SMDH 130-12D	J116
13.2	25.0	92.2	SMDT 1320 MTL/MSL/MEL+SMDH 130-1.5D	J116
	25.0	92.2	SMDT 1320 MTL/MSL/MEL+SMDH 130-1.5DF	J114
	32.6	107.4	MDE 1320S14E02	J16
	39.6	110.0	MDF 1320S2D	J29
	45.0	112.4	SMDT 1320 MTL/MSL/MEL+SMDH 130-3D	J116
	45.0	112.4	SMDT 1320 MTL/MSL/MEL+SMDH 130-3DF	J114
	45.0	112.4	SMDT 1320 MTL/MSL/MEL+SMDH 130M	J112
	50.1	136.4	MDE 1320S14H03	J23
	50.1	136.4	MDM 1320S14H03	J58
	50.4	136.7	MDW 1320HGS3	J47
	58.0	107.0	SDP 1320U3HA	J5-4
	58.0	107.0	SDP 1320U3HAK	J5-6
	66.6	149.4	MDE 1320S14E04	J16
	72.0	142.4	SMDT 1320 MTL/MSL/MEL+SMDH 130-5D	J116
	72.0	142.4	SMDT 1320 MTL/MSL/MEL+SMDH 130-5DF	J114
	72.0	142.4	SMDT 1320 MTL/MSL/MEL+SMDH 130L	J112
	75.0	124.0	SDP 1320U5HA	J5-4
	75.0	124.0	SDP 1320U5HAK	J5-6
	90.6	178.4	MDE 1320S14H05	J23
	90.6	178.4	MDM 1320S14H05	J58
	90.9	178.7	MDW 1320HGS5	J47
	106.0	178.4	SMDT 1320 MTL/MSL/MEL+SMDH 130-8D	J116
	106.0	178.4	SMDT 1320 MTL/MSL/MEL+SMDH 130-8DF	J114
	131.1	220.4	MDE 1320S14H08	J23
	133.0	182.0	SDP 1320U7HAK	J5-6
	158.0	225.7	SMDT 1320 MTL/MSL/MEL+SMDH 130-12D	J116
13.21	58.0	107.0	SDP 1321U3HA	J5-4
	58.0	107.0	SDP 1321U3HAK	J5-6
	75.0	124.0	SDP 1321U5HA	J5-4
	75.0	124.0	SDP 1321U5HAK	J5-6
	133.0	182.0	SDP 1321U7HAK	J5-6
13.24	58.0	107.0	SDP 1324U3HA	J5-4
	58.0	107.0	SDP 1324U3HAK	J5-6
	75.0	124.0	SDP 1324U5HA	J5-4
	75.0	124.0	SDP 1324U5HAK	J5-6
	133.0	182.0	SDP 1324U7HAK	J5-6
13.3	25.0	92.2	SMDT 1330 MTL/MSL/MEL+SMDH 130-1.5D	J116
	25.0	92.2	SMDT 1330 MTL/MSL/MEL+SMDH 130-1.5DF	J114
	32.5	107.4	MDE 1330S14E02	J16
	39.9	110.0	MDF 1330S2D	J29
	45.0	112.4	SMDT 1330 MTL/MSL/MEL+SMDH 130-3D	J116
	45.0	112.4	SMDT 1330 MTL/MSL/MEL+SMDH 130-3DF	J114
	45.0	112.4	SMDT 1330 MTL/MSL/MEL+SMDH 130M	J112
	50.0	136.4	MDE 1330S14H03	J23
	50.0	136.4	MDM 1330S14H03	J58
	50.4	136.8	MDW 1330HGS3	J47
	58.0	107.0	SDP 1330U3HA	J5-4
	58.0	107.0	SDP 1330U3HAK	J5-6
	66.5	149.4	MDE 1330S14E04	J16
	72.0	142.4	SMDT 1330 MTL/MSL/MEL+SMDH 130-5D	J116
	72.0	142.4	SMDT 1330 MTL/MSL/MEL+SMDH 130-5DF	J114
	72.0	142.4	SMDT 1330 MTL/MSL/MEL+SMDH 130L	J112
	75.0	124.0	SDP 1330U5HA	J5-4
	75.0	124.0	SDP 1330U5HAK	J5-6
	90.5	178.4	MDE 1330S14H05	J23
	90.5	178.4	MDM 1330S14H05	J58
	90.9	178.8	MDW 1330HGS5	J47
	106.0	178.4	SMDT 1330 MTL/MSL/MEL+SMDH 130-8D	J116
	106.0	178.4	SMDT 1330 MTL/MSL/MEL+SMDH 130-8DF	J114
	131.0	220.4	MDE 1330S14H08	J23
	133.0	182.0	SDP 1330U7HAK	J5-6
	158.0	225.7	SMDT 1330 MTL/MSL/MEL+SMDH 130-12D	J116
13.4	25.0	92.2	SMDT 1340 MTL/MSL/MEL+SMDH 130-1.5D	J116
	25.0	92.2	SMDT 1340 MTL/MSL/MEL+SMDH 130-1.5DF	J114
	32.3	107.4	MDE 1340S14E02	J16
	40.2	110.0	MDF 1340S2D	J29

(蓝色文字：扁平刀头　机夹式)

有效长度(LU)为可使用长度的参考标准，加工时请根据沟槽长度(LCF)考虑切屑排出量进行使用。

不同刃径的有效长度一览

●刃径ø13.4～ø13.6mm

刃径 DC	有效长度 LU	全长 OAL	型号	页码
13.4	45.0	112.4	SMDT 1340 MTL/MSL/MEL+SMDH 130-3D	J116
	45.0	112.4	SMDT 1340 MTL/MSL/MEL+SMDH 130-3DF	J114
	45.0	112.4	SMDT 1340 MTL/MSL/MEL+SMDH 130M	J112
	49.8	136.4	MDE 1340S14H03	J23
	49.8	136.4	MDM 1340S14H03	J58
	50.2	136.8	MDW 1340HGS3	J47
	58.0	107.0	SDP 1340U3HA	J5-4
	58.0	107.0	SDP 1340U3HAK	J5-6
	66.3	149.4	MDE 1340S14E04	J16
	72.0	142.4	SMDT 1340 MTL/MSL/MEL+SMDH 130-5D	J116
	72.0	142.4	SMDT 1340 MTL/MSL/MEL+SMDH 130-5DF	J114
	72.0	142.4	SMDT 1340 MTL/MSL/MEL+SMDH 130L	J112
	75.0	124.0	SDP 1340U5HA	J5-4
	75.0	124.0	SDP 1340U5HAK	J5-6
	90.3	178.4	MDE 1340S14H05	J23
	90.3	178.4	MDM 1340S14H05	J58
	90.7	178.8	MDW 1340HGS5	J47
	106.0	178.4	SMDT 1340 MTL/MSL/MEL+SMDH 130-8D	J116
	106.0	178.4	SMDT 1340 MTL/MSL/MEL+SMDH 130-8DF	J114
	130.8	220.4	MDE 1340S14H08	J23
	133.0	182.0	SDP 1340U7HAK	J5-6
	158.0	225.7	SMDT 1340 MTL/MSL/MEL+SMDH 130-12D	J116
13.5	26.0	93.9	SMDT 1350 MFS+SMDH 140-1.5D	J124
	26.0	93.9	SMDT 1350 MFS+SMDH 140-1.5DF	J122
	29.0	96.3	SMDT 1350 MTL/MSL/MEL+SMDH 140-1.5D	J116
	29.0	96.3	SMDT 1350 MTL/MSL/MEL+SMDH 140-1.5DF	J114
	32.3	107.5	MDE 1350S14E02	J16
	40.5	110.0	MDF 1350S2D	J29
	40.5	190.0	MDF 1350L2D	J32
	48.0	116.6	SMDT 1350 MFS+SMDH 140-3D	J124
	48.0	116.6	SMDT 1350 MFS+SMDH 140-3DF	J122
	48.0	116.6	SMDT 1350 MFS+SMDH 140M	J120
	49.1	135.8	MDW 1350PHT	J82
	49.8	136.5	MDE 1350S14H03	J23
	49.8	136.5	MDM 1350S14H03	J58
	49.8	136.5	MDW 1350HX3	J66
	50.1	136.8	MDW 1350HGS3	J47
	50.1	136.8	MDW 1350NHGS3	J96
	51.0	119.0	SMDT 1350 MTL/MSL/MEL+SMDH 140-3D	J116
	51.0	119.0	SMDT 1350 MTL/MSL/MEL+SMDH 140-3DF	J114
	51.0	119.0	SMDT 1350 MTL/MSL/MEL+SMDH 140M	J112
	54.0	134.0	MDF 1350H3D	J35
	58.0	107.0	SDP 1350U3HA	J5-4
	58.0	107.0	SDP 1350U3HAK	J5-6
	66.3	149.5	MDE 1350S14E04	J16
	75.0	124.0	SDP 1350U5HA	J5-4
	75.0	124.0	SDP 1350U5HAK	J5-6
	77.0	146.6	SMDT 1350 MFS+SMDH 140-5D	J124
	77.0	146.6	SMDT 1350 MFS+SMDH 140-5DF	J122
	77.0	146.6	SMDT 1350 MFS+SMDH 140L	J120
	80.0	149.0	SMDT 1350 MTL/MSL/MEL+SMDH 140-5D	J116
	80.0	149.0	SMDT 1350 MTL/MSL/MEL+SMDH 140-5DF	J114
	80.0	149.0	SMDT 1350 MTL/MSL/MEL+SMDH 140L	J112
	81.0	176.0	MDF 1350H5D	J35
	90.3	178.5	MDE 1350S14H05	J23
	90.3	178.5	MDM 1350S14H05	J58
	90.3	178.5	MDW 1350HX5	J66
	90.6	178.8	MDW 1350HGS5	J47
	90.6	178.8	MDW 1350NHGS5	J96
	121.0	191.6	SMDT 1350 MFS+SMDH 140-8D	J124
	121.0	191.6	SMDT 1350 MFS+SMDH 140-8DF	J122
	121.0	191.6	SMDT 1350 MFS+SMDH 140D	J120
	123.0	194.0	SMDT 1350 MTL/MSL/MEL+SMDH 140-8D	J116
	123.0	194.0	SMDT 1350 MTL/MSL/MEL+SMDH 140-8DF	J114
	123.0	194.0	SMDT 1350 MTL/MSL/MEL+SMDH 140D	J112
	130.8	220.5	MDE 1350S14H08	J23
	130.8	220.5	MDW 1350HX8	J66
	131.1	220.8	MDW 1350HGS8	J47
	133.0	182.0	SDP 1350U7HAK	J5-6
	168.0	236.1	SMDT 1350 MFS+SMDH 140-12D	J124
	170.0	238.5	SMDT 1350 MTL/MSL/MEL+SMDH 140-12D	J116
	185.3	271.5	MDW 1350XHGS10	J82
	210.3	296.5	MDW 1350XHGS12	J82
	250.3	336.5	MDW 1350XHGS15	J82
	318.3	404.5	MDW 1350XHGS20	J82
13.6	29.0	96.3	SMDT 1360 MTL/MSL/MEL+SMDH 140-1.5D	J116
	29.0	96.3	SMDT 1360 MTL/MSL/MEL+SMDH 140-1.5DF	J114
	34.1	107.5	MDE 1360S14E02	J16
	40.8	110.0	MDF 1360S2D	J29
	51.0	119.0	SMDT 1360 MTL/MSL/MEL+SMDH 140-3D	J116

(蓝色文字：扁平刀头　机夹式)

●刃径ø13.6～ø13.9mm

刃径 DC	有效长度 LU	全长 OAL	型号	页码
13.6	51.0	119.0	SMDT 1360 MTL/MSL/MEL+SMDH 140-3DF	J114
	51.0	119.0	SMDT 1360 MTL/MSL/MEL+SMDH 140M	J112
	52.1	136.5	MDE 1360S14H03	J23
	52.1	136.5	MDM 1360S14H03	J58
	52.4	136.8	MDW 1360HGS3	J47
	58.0	107.0	SDP 1360U3HA	J5-4
	58.0	107.0	SDP 1360U3HAK	J5-6
	68.1	149.5	MDE 1360S14E04	J16
	75.0	124.0	SDP 1360U5HA	J5-4
	75.0	124.0	SDP 1360U5HAK	J5-6
	80.0	149.0	SMDT 1360 MTL/MSL/MEL+SMDH 140-5D	J116
	80.0	149.0	SMDT 1360 MTL/MSL/MEL+SMDH 140-5DF	J114
	80.0	149.0	SMDT 1360 MTL/MSL/MEL+SMDH 140L	J112
	94.1	178.5	MDE 1360S14H05	J23
	94.1	178.5	MDM 1360S14H05	J58
	94.4	178.8	MDW 1360HGS5	J47
	123.0	194.0	SMDT 1360 MTL/MSL/MEL+SMDH 140-8D	J116
	123.0	194.0	SMDT 1360 MTL/MSL/MEL+SMDH 140-8DF	J114
	123.0	194.0	SMDT 1360 MTL/MSL/MEL+SMDH 140D	J112
	133.0	182.0	SDP 1360U7HAK	J5-6
	136.1	220.5	MDE 1360S14H08	J23
	170.0	238.5	SMDT 1360 MTL/MSL/MEL+SMDH 140-12D	J116
13.7	29.0	96.3	SMDT 1370 MTL/MSL/MEL+SMDH 140-1.5D	J116
	29.0	96.3	SMDT 1370 MTL/MSL/MEL+SMDH 140-1.5DF	J114
	34.0	107.5	MDE 1370S14E02	J16
	41.1	110.0	MDF 1370S2D	J29
	51.0	119.0	SMDT 1370 MTL/MSL/MEL+SMDH 140-3D	J116
	51.0	119.0	SMDT 1370 MTL/MSL/MEL+SMDH 140-3DF	J114
	51.0	119.0	SMDT 1370 MTL/MSL/MEL+SMDH 140M	J112
	52.0	136.5	MDE 1370S14H03	J23
	52.0	136.5	MDM 1370S14H03	J58
	52.3	136.8	MDW 1370HGS3	J47
	58.0	107.0	SDP 1370U3HA	J5-4
	58.0	107.0	SDP 1370U3HAK	J5-6
	68.0	149.5	MDE 1370S14E04	J16
	75.0	124.0	SDP 1370U5HA	J5-4
	75.0	124.0	SDP 1370U5HAK	J5-6
	80.0	149.0	SMDT 1370 MTL/MSL/MEL+SMDH 140-5D	J116
	80.0	149.0	SMDT 1370 MTL/MSL/MEL+SMDH 140-5DF	J114
	80.0	149.0	SMDT 1370 MTL/MSL/MEL+SMDH 140L	J112
	94.0	178.5	MDE 1370S14H05	J23
	94.0	178.5	MDM 1370S14H05	J58
	94.3	178.8	MDW 1370HGS5	J47
	123.0	194.0	SMDT 1370 MTL/MSL/MEL+SMDH 140-8D	J116
	123.0	194.0	SMDT 1370 MTL/MSL/MEL+SMDH 140-8DF	J114
	123.0	194.0	SMDT 1370 MTL/MSL/MEL+SMDH 140D	J112
	133.0	182.0	SDP 1370U7HAK	J5-6
	136.0	220.5	MDE 1370S14H08	J23
	170.0	238.5	SMDT 1370 MTL/MSL/MEL+SMDH 140-12D	J116
13.8	29.0	96.3	SMDT 1380 MTL/MSL/MEL+SMDH 140-1.5D	J116
	29.0	96.3	SMDT 1380 MTL/MSL/MEL+SMDH 140-1.5DF	J114
	33.8	107.5	MDE 1380S14E02	J16
	41.4	110.0	MDF 1380S2D	J29
	51.0	119.0	SMDT 1380 MTL/MSL/MEL+SMDH 140-3D	J116
	51.0	119.0	SMDT 1380 MTL/MSL/MEL+SMDH 140-3DF	J114
	51.0	119.0	SMDT 1380 MTL/MSL/MEL+SMDH 140M	J112
	51.8	136.5	MDE 1380S14H03	J23
	51.8	136.5	MDM 1380S14H03	J58
	52.2	136.9	MDW 1380HGS3	J47
	58.0	107.0	SDP 1380U3HA	J5-4
	58.0	107.0	SDP 1380U3HAK	J5-6
	67.8	149.5	MDE 1380S14E04	J16
	75.0	124.0	SDP 1380U5HA	J5-4
	75.0	124.0	SDP 1380U5HAK	J5-6
	80.0	149.0	SMDT 1380 MTL/MSL/MEL+SMDH 140-5D	J116
	80.0	149.0	SMDT 1380 MTL/MSL/MEL+SMDH 140-5DF	J114
	80.0	149.0	SMDT 1380 MTL/MSL/MEL+SMDH 140L	J112
	93.8	178.5	MDE 1380S14H05	J23
	93.8	178.5	MDM 1380S14H05	J58
	94.2	178.9	MDW 1380HGS5	J47
	123.0	194.0	SMDT 1380 MTL/MSL/MEL+SMDH 140-8D	J116
	123.0	194.0	SMDT 1380 MTL/MSL/MEL+SMDH 140-8DF	J114
	123.0	194.0	SMDT 1380 MTL/MSL/MEL+SMDH 140D	J112
	133.0	182.0	SDP 1380U7HAK	J5-6
	135.8	220.5	MDE 1380S14H08	J23
	170.0	238.5	SMDT 1380 MTL/MSL/MEL+SMDH 140-12D	J116
13.85	33.7	107.5	MDE 1385S14E02H	J17
13.9	29.0	96.3	SMDT 1390 MTL/MSL/MEL+SMDH 140-1.5D	J116
	29.0	96.3	SMDT 1390 MTL/MSL/MEL+SMDH 140-1.5DF	J114
	33.7	107.5	MDE 1390S14E02	J16

(蓝色文字：扁平刀头　机夹式)

●刃径ø13.9～ø14.0mm

刃径 DC	有效长度 LU	全长 OAL	型号	页码
13.9	41.7	110.0	MDF 1390S2D	J29
	51.0	119.0	SMDT 1390 MTL/MSL/MEL+SMDH 140-3D	J116
	51.0	119.0	SMDT 1390 MTL/MSL/MEL+SMDH 140-3DF	J114
	51.0	119.0	SMDT 1390 MTL/MSL/MEL+SMDH 140M	J112
	51.7	136.5	MDE 1390S14H03	J23
	51.7	136.5	MDM 1390S14H03	J58
	52.1	136.9	MDW 1390HGS3	J47
	58.0	107.0	SDP 1390U3HA	J5-4
	58.0	107.0	SDP 1390U3HAK	J5-6
	67.7	149.5	MDE 1390S14E04	J16
	75.0	124.0	SDP 1390U5HA	J5-4
	75.0	124.0	SDP 1390U5HAK	J5-6
	80.0	149.0	SMDT 1390 MTL/MSL/MEL+SMDH 140-5D	J116
	80.0	149.0	SMDT 1390 MTL/MSL/MEL+SMDH 140-5DF	J114
	80.0	149.0	SMDT 1390 MTL/MSL/MEL+SMDH 140L	J112
	93.7	178.5	MDE 1390S14H05	J23
	93.7	178.5	MDM 1390S14H05	J58
	94.1	178.9	MDW 1390HGS5	J47
	123.0	194.0	SMDT 1390 MTL/MSL/MEL+SMDH 140-8D	J116
	123.0	194.0	SMDT 1390 MTL/MSL/MEL+SMDH 140-8DF	J114
	123.0	194.0	SMDT 1390 MTL/MSL/MEL+SMDH 140D	J112
	133.0	182.0	SDP 1390U7HAK	J5-6
	135.7	220.5	MDE 1390S14H08	J23
	170.0	238.5	SMDT 1390 MTL/MSL/MEL+SMDH 140-12D	J116
13.92	33.5	107.5	MDE 1392S14E02H	J17
13.97	33.5	107.5	MDE 1397S14E02H	J17
13.98	58.0	107.0	SDP 1398U3HA	J5-4
	75.0	124.0	SDP 1398U5HA	J5-4
14.0	26.0	93.9	SMDT 1400 MFS+SMDH 140-1.5D	J124
	26.0	93.9	SMDT 1400 MFS+SMDH 140-1.5DF	J122
	29.0	96.3	SMDT 1400 MTL/MSL/MEL+SMDH 140-1.5D	J116
	29.0	96.3	SMDT 1400 MTL/MSL/MEL+SMDH 140-1.5DF	J114
	33.5	107.5	MDE 1400S14E02	J16
	42.0	110.0	MDF 1400S2D	J29
	42.0	190.0	MDF 1400L2D	J32
	42.0	190.0	MDF 1400L2D-S12	J32
	48.0	116.6	SMDT 1400 MFS+SMDH 140-3D	J124
	48.0	116.6	SMDT 1400 MFS+SMDH 140-3DF	J122
	48.0	116.6	SMDT 1400 MFS+SMDH 140M	J120
	50.9	135.9	MDW 1400PHT	J82
	51.0	119.0	SMDT 1400 MTL/MSL/MEL+SMDH 140-3D	J116
	51.0	119.0	SMDT 1400 MTL/MSL/MEL+SMDH 140-3DF	J114
	51.0	119.0	SMDT 1400 MTL/MSL/MEL+SMDH 140M	J112
	51.5	136.5	MDE 1400S14H03	J23
	51.5	136.5	MDM 1400S14H03	J58
	51.5	136.5	MDW 1400HX3	J67
	51.9	136.9	MDW 1400HGS3	J47
	51.9	136.9	MDW 1400HY3	J71
	51.9	136.9	MDW 1400NHGS3	J96
	56.0	134.0	MDF 1400H3D	J35
	58.0	107.0	SDP 1400U3HA	J5-4
	58.0	107.0	SDP 1400U3HAK	J5-6
	67.5	149.5	MDE 1400S14E04	J16
	75.0	124.0	SDP 1400U5HA	J5-4
	75.0	124.0	SDP 1400U5HAK	J5-6
	77.0	146.6	SMDT 1400 MFS+SMDH 140-5D	J124
	77.0	146.6	SMDT 1400 MFS+SMDH 140-5DF	J122
	77.0	146.6	SMDT 1400 MFS+SMDH 140L	J120
	80.0	149.0	SMDT 1400 MTL/MSL/MEL+SMDH 140-5D	J116
	80.0	149.0	SMDT 1400 MTL/MSL/MEL+SMDH 140-5DF	J114
	80.0	149.0	SMDT 1400 MTL/MSL/MEL+SMDH 140L	J112
	84.0	176.0	MDF 1400H5D	J35
	93.5	178.5	MDE 1400S14H05	J23
	93.5	178.5	MDM 1400S14H05	J58
	93.5	178.5	MDW 1400HX5	J67
	93.9	178.9	MDW 1400HGS5	J47
	93.9	178.9	MDW 1400HY5	J71
	93.9	178.9	MDW 1400NHGS5	J96
	121.0	191.6	SMDT 1400 MFS+SMDH 140-8D	J124
	121.0	191.6	SMDT 1400 MFS+SMDH 140-8DF	J122
	121.0	191.6	SMDT 1400 MFS+SMDH 140D	J120
	123.0	194.0	SMDT 1400 MTL/MSL/MEL+SMDH 140-8D	J116
	123.0	194.0	SMDT 1400 MTL/MSL/MEL+SMDH 140-8DF	J114
	123.0	194.0	SMDT 1400 MTL/MSL/MEL+SMDH 140D	J112
	133.0	182.0	SDP 1400U7HAK	J5-6
	135.5	220.5	MDE 1400S14H08	J23
	135.9	220.9	MDW 1400HGS8	J47
	168.0	236.1	SMDT 1400 MFS+SMDH 140-12D	J124
	170.0	238.5	SMDT 1400 MTL/MSL/MEL+SMDH 140-12D	J116
	191.5	276.5	MDW 1400XHGS10	J82

(蓝色文字：扁平刀头　机夹式)

有效长度(LU)为可使用长度的参考标准，加工时请根据沟槽长度(LCF)考虑切屑排出量进行使用。

不同刃径的有效长度一览

●刃径ø14.0～ø14.3mm

刃径 DC	有效长度 LU	全长 OAL	型号	页码
14.0	219.5	304.5	MDW 1400XHGS12	J82
	261.5	346.5	MDW 1400XHGS15	J82
	331.5	416.5	MDW 1400XHGS20	J82
14.1	29.0	96.3	SMDT 1410 MTL/MSL/MEL+SMDH 140-1.5D	J116
	29.0	96.3	SMDT 1410 MTL/MSL/MEL+SMDH 140-1.5DF	J114
	33.5	110.6	MDE 1410S15E02	J16
	42.3	110.0	MDF 1410S2D	J29
	51.0	119.0	SMDT 1410 MTL/MSL/MEL+SMDH 140-3D	J116
	51.0	119.0	SMDT 1410 MTL/MSL/MEL+SMDH 140-3DF	J114
	51.0	119.0	SMDT 1410 MTL/MSL/MEL+SMDH 140M	J112
	54.0	142.6	MDE 1410S15H03	J23
	54.0	142.6	MDM 1410S15H03	J58
	54.3	142.9	MDW 1410HGS3	J47
	54.3	142.9	MDW 1410NHGS3	J96
	62.0	115.0	SDP 1410U3HA	J5-4
	62.0	115.0	SDP 1410U3HAK	J5-6
	70.5	155.6	MDE 1410S15E04	J16
	80.0	133.0	SDP 1410U5HA	J5-4
	80.0	133.0	SDP 1410U5HAK	J5-6
	80.0	149.0	SMDT 1410 MTL/MSL/MEL+SMDH 140-5D	J116
	80.0	149.0	SMDT 1410 MTL/MSL/MEL+SMDH 140-5DF	J114
	80.0	149.0	SMDT 1410 MTL/MSL/MEL+SMDH 140L	J112
	97.5	187.6	MDE 1410S15H05	J23
	97.5	187.6	MDM 1410S15H05	J58
	97.8	187.9	MDW 1410HGS5	J47
	97.8	187.9	MDW 1410NHGS5	J96
	123.0	194.0	SMDT 1410 MTL/MSL/MEL+SMDH 140-8D	J116
	123.0	194.0	SMDT 1410 MTL/MSL/MEL+SMDH 140-8DF	J114
	123.0	194.0	SMDT 1410 MTL/MSL/MEL+SMDH 140D	J112
	141.0	232.6	MDE 1410S15H08	J23
	151.0	204.0	SDP 1410U7HAK	J5-6
	170.0	238.5	SMDT 1410 MTL/MSL/MEL+SMDH 140-12D	J116
14.2	29.0	96.3	SMDT 1420 MTL/MSL/MEL+SMDH 140-1.5D	J116
	29.0	96.3	SMDT 1420 MTL/MSL/MEL+SMDH 140-1.5DF	J114
	33.3	110.6	MDE 1420S15E02	J16
	42.6	110.0	MDF 1420S2D	J29
	51.0	119.0	SMDT 1420 MTL/MSL/MEL+SMDH 140-3D	J116
	51.0	119.0	SMDT 1420 MTL/MSL/MEL+SMDH 140-3DF	J114
	51.0	119.0	SMDT 1420 MTL/MSL/MEL+SMDH 140M	J112
	53.8	142.6	MDE 1420S15H03	J23
	53.8	142.6	MDM 1420S15H03	J58
	54.1	142.9	MDW 1420HGS3	J47
	62.0	115.0	SDP 1420U3HA	J5-4
	62.0	115.0	SDP 1420U3HAK	J5-6
	70.3	155.6	MDE 1420S15E04	J16
	80.0	133.0	SDP 1420U5HA	J5-4
	80.0	133.0	SDP 1420U5HAK	J5-6
	80.0	149.0	SMDT 1420 MTL/MSL/MEL+SMDH 140-5D	J116
	80.0	149.0	SMDT 1420 MTL/MSL/MEL+SMDH 140-5DF	J114
	80.0	149.0	SMDT 1420 MTL/MSL/MEL+SMDH 140L	J112
	97.3	187.6	MDE 1420S15H05	J23
	97.3	187.6	MDM 1420S15H05	J58
	97.6	187.9	MDW 1420HGS5	J47
	123.0	194.0	SMDT 1420 MTL/MSL/MEL+SMDH 140-8D	J116
	123.0	194.0	SMDT 1420 MTL/MSL/MEL+SMDH 140-8DF	J114
	123.0	194.0	SMDT 1420 MTL/MSL/MEL+SMDH 140D	J112
	140.8	232.6	MDE 1420S15H08	J23
	151.0	204.0	SDP 1420U7HAK	J5-6
	170.0	238.5	SMDT 1420 MTL/MSL/MEL+SMDH 140-12D	J116
14.29	62.0	115.0	SDP 1429U3HA	J5-4
	62.0	115.0	SDP 1429U3HAK	J5-6
	80.0	133.0	SDP 1429U5HA	J5-4
	80.0	133.0	SDP 1429U5HAK	J5-6
	151.0	204.0	SDP 1429U7HAK	J5-6
14.3	29.0	96.3	SMDT 1430 MTL/MSL/MEL+SMDH 140-1.5D	J116
	29.0	96.3	SMDT 1430 MTL/MSL/MEL+SMDH 140-1.5DF	J114
	33.2	110.6	MDE 1430S15E02	J16
	42.9	110.0	MDF 1430S2D	J29
	51.0	119.0	SMDT 1430 MTL/MSL/MEL+SMDH 140-3D	J116
	51.0	119.0	SMDT 1430 MTL/MSL/MEL+SMDH 140-3DF	J114
	51.0	119.0	SMDT 1430 MTL/MSL/MEL+SMDH 140M	J112
	53.7	142.6	MDE 1430S15H03	J23
	53.7	142.6	MDM 1430S15H03	J58
	54.1	143.0	MDW 1430HGS3	J47
	62.0	115.0	SDP 1430U3HA	J5-4
	62.0	115.0	SDP 1430U3HAK	J5-6
	70.2	155.6	MDE 1430S15E04	J16
	80.0	133.0	SDP 1430U5HA	J5-4
	80.0	133.0	SDP 1430U5HAK	J5-6
	80.0	149.0	SMDT 1430 MTL/MSL/MEL+SMDH 140-5D	J116

(蓝色文字：扁平刀头　机夹式)

●刃径ø14.3～ø14.5mm

刃径 DC	有效长度 LU	全长 OAL	型号	页码
14.3	80.0	149.0	SMDT 1430 MTL/MSL/MEL+SMDH 140-5DF	J114
	80.0	149.0	SMDT 1430 MTL/MSL/MEL+SMDH 140L	J112
	97.2	187.6	MDE 1430S15H05	J23
	97.2	187.6	MDM 1430S15H05	J58
	97.6	188.0	MDW 1430HGS5	J47
	123.0	194.0	SMDT 1430 MTL/MSL/MEL+SMDH 140-8D	J116
	123.0	194.0	SMDT 1430 MTL/MSL/MEL+SMDH 140-8DF	J114
	123.0	194.0	SMDT 1430 MTL/MSL/MEL+SMDH 140D	J112
	140.7	232.6	MDE 1430S15H08	J23
	151.0	204.0	SDP 1430U7HAK	J5-6
	170.0	238.5	SMDT 1430 MTL/MSL/MEL+SMDH 140-12D	J116
14.4	29.0	96.3	SMDT 1440 MTL/MSL/MEL+SMDH 140-1.5D	J116
	29.0	96.3	SMDT 1440 MTL/MSL/MEL+SMDH 140-1.5DF	J114
	33.0	110.6	MDE 1440S15E02	J16
	43.2	110.0	MDF 1440S2D	J29
	51.0	119.0	SMDT 1440 MTL/MSL/MEL+SMDH 140-3D	J116
	51.0	119.0	SMDT 1440 MTL/MSL/MEL+SMDH 140-3DF	J114
	51.0	119.0	SMDT 1440 MTL/MSL/MEL+SMDH 140M	J112
	53.5	142.6	MDE 1440S15H03	J23
	53.5	142.6	MDM 1440S15H03	J58
	53.9	143.0	MDW 1440HGS3	J47
	62.0	115.0	SDP 1440U3HA	J5-4
	62.0	115.0	SDP 1440U3HAK	J5-6
	70.0	155.6	MDE 1440S15E04	J16
	80.0	133.0	SDP 1440U5HA	J5-4
	80.0	133.0	SDP 1440U5HAK	J5-6
	80.0	149.0	SMDT 1440 MTL/MSL/MEL+SMDH 140-5D	J116
	80.0	149.0	SMDT 1440 MTL/MSL/MEL+SMDH 140-5DF	J114
	80.0	149.0	SMDT 1440 MTL/MSL/MEL+SMDH 140L	J112
	97.0	187.6	MDE 1440S15H05	J23
	97.0	187.6	MDM 1440S15H05	J58
	97.4	188.0	MDW 1440HGS5	J47
	123.0	194.0	SMDT 1440 MTL/MSL/MEL+SMDH 140-8D	J116
	123.0	194.0	SMDT 1440 MTL/MSL/MEL+SMDH 140-8DF	J114
	123.0	194.0	SMDT 1440 MTL/MSL/MEL+SMDH 140D	J112
	140.5	232.6	MDE 1440S15H08	J23
	151.0	204.0	SDP 1440U7HAK	J5-6
	170.0	238.5	SMDT 1440 MTL/MSL/MEL+SMDH 140-12D	J116
14.5	26.0	93.9	SMDT 1450 MFS+SMDH 140-1.5D	J124
	26.0	93.9	SMDT 1450 MFS+SMDH 140-1.5DF	J122
	29.0	96.3	SMDT 1450 MTL/MSL/MEL+SMDH 140-1.5D	J116
	29.0	96.3	SMDT 1450 MTL/MSL/MEL+SMDH 140-1.5DF	J114
	32.9	110.6	MDE 1450S15E02	J16
	43.5	110.0	MDF 1450S2D	J29
	43.5	200.0	MDF 1450L2D	J32
	48.0	116.6	SMDT 1450 MFS+SMDH 140-3D	J124
	48.0	116.6	SMDT 1450 MFS+SMDH 140-3DF	J122
	48.0	116.6	SMDT 1450 MFS+SMDH 140M	J120
	51.0	119.0	SMDT 1450 MTL/MSL/MEL+SMDH 140-3D	J116
	51.0	119.0	SMDT 1450 MTL/MSL/MEL+SMDH 140-3DF	J114
	51.0	119.0	SMDT 1450 MTL/MSL/MEL+SMDH 140M	J112
	52.7	141.9	MDW 1450PHT	J82
	53.4	142.6	MDE 1450S15H03	J23
	53.4	142.6	MDM 1450S15H03	J58
	53.4	142.6	MDW 1450HX3	J67
	53.8	143.0	MDW 1450HGS3	J47
	53.8	143.0	MDW 1450NHGS3	J96
	58.0	140.0	MDF 1450H3D	J35
	62.0	115.0	SDP 1450U3HA	J5-4
	62.0	115.0	SDP 1450U3HAK	J5-6
	69.9	155.6	MDE 1450S15E04	J16
	77.0	146.6	SMDT 1450 MFS+SMDH 140-5D	J124
	77.0	146.6	SMDT 1450 MFS+SMDH 140-5DF	J122
	77.0	146.6	SMDT 1450 MFS+SMDH 140L	J120
	80.0	133.0	SDP 1450U5HA	J5-4
	80.0	133.0	SDP 1450U5HAK	J5-6
	80.0	149.0	SMDT 1450 MTL/MSL/MEL+SMDH 140-5D	J116
	80.0	149.0	SMDT 1450 MTL/MSL/MEL+SMDH 140-5DF	J114
	80.0	149.0	SMDT 1450 MTL/MSL/MEL+SMDH 140L	J112
	87.0	185.0	MDF 1450H5D	J35
	96.9	187.6	MDE 1450S15H05	J23
	96.9	187.6	MDM 1450S15H05	J58
	96.9	187.6	MDW 1450HX5	J67
	97.3	188.0	MDW 1450HGS5	J47
	97.3	188.0	MDW 1450NHGS5	J96
	121.0	191.6	SMDT 1450 MFS+SMDH 140-8D	J124
	121.0	191.6	SMDT 1450 MFS+SMDH 140-8DF	J122
	121.0	191.6	SMDT 1450 MFS+SMDH 140D	J120
	123.0	194.0	SMDT 1450 MTL/MSL/MEL+SMDH 140-8D	J116
	123.0	194.0	SMDT 1450 MTL/MSL/MEL+SMDH 140-8DF	J114

(蓝色文字：扁平刀头　机夹式)

●刃径ø14.5～ø14.8mm

刃径 DC	有效长度 LU	全长 OAL	型号	页码
14.5	123.0	194.0	SMDT 1450 MTL/MSL/MEL+SMDH 140D	J112
	140.4	232.6	MDE 1450S15H08	J23
	140.8	233.0	MDW 1450HGS8	J47
	151.0	204.0	SDP 1450U7HAK	J5-6
	168.0	236.1	SMDT 1450 MFS+SMDH 140-12D	J124
	170.0	238.5	SMDT 1450 MTL/MSL/MEL+SMDH 140-12D	J116
	198.9	287.6	MDW 1450XHGS10	J82
	225.9	314.6	MDW 1450XHGS12	J82
	268.9	357.6	MDW 1450XHGS15	J82
14.6	31.0	100.0	SMDT 1460 MTL/MSL/MEL+SMDH 150-1.5D	J116
	31.0	100.0	SMDT 1460 MTL/MSL/MEL+SMDH 150-1.5DF	J114
	33.8	110.7	MDE 1460S15E02	J16
	43.8	110.0	MDF 1460S2D	J29
	54.0	129.2	SMDT 1460 MTL/MSL/MEL+SMDH 150-3D	J116
	54.0	129.2	SMDT 1460 MTL/MSL/MEL+SMDH 150-3DF	J114
	54.0	129.2	SMDT 1460 MTL/MSL/MEL+SMDH 150M	J112
	55.8	142.7	MDE 1460S15H03	J24
	55.8	142.7	MDM 1460S15H03	J58
	56.1	143.0	MDW 1460HGS3	J47
	62.0	115.0	SDP 1460U3HA	J5-4
	62.0	115.0	SDP 1460U3HAK	J5-6
	71.8	155.7	MDE 1460S15E04	J16
	80.0	133.0	SDP 1460U5HA	J5-4
	80.0	133.0	SDP 1460U5HAK	J5-6
	85.0	159.2	SMDT 1460 MTL/MSL/MEL+SMDH 150-5D	J116
	85.0	159.2	SMDT 1460 MTL/MSL/MEL+SMDH 150-5DF	J114
	85.0	159.2	SMDT 1460 MTL/MSL/MEL+SMDH 150L	J112
	100.8	187.7	MDE 1460S15H05	J24
	100.8	187.7	MDM 1460S15H05	J58
	101.1	188.0	MDW 1460HGS5	J47
	131.0	204.2	SMDT 1460 MTL/MSL/MEL+SMDH 150-8D	J116
	131.0	204.2	SMDT 1460 MTL/MSL/MEL+SMDH 150-8DF	J114
	131.0	204.2	SMDT 1460 MTL/MSL/MEL+SMDH 150D	J112
	145.8	232.7	MDE 1460S15H08	J24
	151.0	204.0	SDP 1460U7HAK	J5-6
	182.0	253.0	SMDT 1460 MTL/MSL/MEL+SMDH 150-12D	J116
14.7	31.0	100.0	SMDT 1470 MTL/MSL/MEL+SMDH 150-1.5D	J116
	31.0	100.0	SMDT 1470 MTL/MSL/MEL+SMDH 150-1.5DF	J114
	33.7	110.7	MDE 1470S15E02	J16
	44.1	110.0	MDF 1470S2D	J29
	54.0	129.2	SMDT 1470 MTL/MSL/MEL+SMDH 150-3D	J116
	54.0	129.2	SMDT 1470 MTL/MSL/MEL+SMDH 150-3DF	J114
	54.0	129.2	SMDT 1470 MTL/MSL/MEL+SMDH 150M	J112
	55.7	142.7	MDE 1470S15H03	J24
	55.7	142.7	MDM 1470S15H03	J58
	56.0	143.0	MDW 1470HGS3	J47
	62.0	115.0	SDP 1470U3HA	J5-4
	62.0	115.0	SDP 1470U3HAK	J5-6
	71.7	155.7	MDE 1470S15E04	J16
	80.0	133.0	SDP 1470U5HA	J5-4
	80.0	133.0	SDP 1470U5HAK	J5-6
	85.0	159.2	SMDT 1470 MTL/MSL/MEL+SMDH 150-5D	J116
	85.0	159.2	SMDT 1470 MTL/MSL/MEL+SMDH 150-5DF	J114
	85.0	159.2	SMDT 1470 MTL/MSL/MEL+SMDH 150L	J112
	100.7	187.7	MDE 1470S15H05	J24
	100.7	187.7	MDM 1470S15H05	J58
	101.0	188.0	MDW 1470HGS5	J47
	131.0	204.2	SMDT 1470 MTL/MSL/MEL+SMDH 150-8D	J116
	131.0	204.2	SMDT 1470 MTL/MSL/MEL+SMDH 150-8DF	J114
	131.0	204.2	SMDT 1470 MTL/MSL/MEL+SMDH 150D	J112
	145.7	232.7	MDE 1470S15H08	J24
	151.0	204.0	SDP 1470U7HAK	J5-6
	182.0	253.0	SMDT 1470 MTL/MSL/MEL+SMDH 150-12D	J116
14.8	31.0	100.0	SMDT 1480 MTL/MSL/MEL+SMDH 150-1.5D	J116
	31.0	100.0	SMDT 1480 MTL/MSL/MEL+SMDH 150-1.5DF	J114
	33.5	110.7	MDE 1480S15E02	J16
	44.4	110.0	MDF 1480S2D	J29
	54.0	129.2	SMDT 1480 MTL/MSL/MEL+SMDH 150-3D	J116
	54.0	129.2	SMDT 1480 MTL/MSL/MEL+SMDH 150-3DF	J114
	54.0	129.2	SMDT 1480 MTL/MSL/MEL+SMDH 150M	J112
	55.5	142.7	MDE 1480S15H03	J24
	55.5	142.7	MDM 1480S15H03	J58
	55.9	143.1	MDW 1480HGS3	J47
	62.0	115.0	SDP 1480U3HA	J5-4
	62.0	115.0	SDP 1480U3HAK	J5-6
	71.5	155.7	MDE 1480S15E04	J16
	80.0	133.0	SDP 1480U5HA	J5-4
	80.0	133.0	SDP 1480U5HAK	J5-6
	85.0	159.2	SMDT 1480 MTL/MSL/MEL+SMDH 150-5D	J116
	85.0	159.2	SMDT 1480 MTL/MSL/MEL+SMDH 150-5DF	J114

(蓝色文字：扁平刀头　机夹式)

有效长度(LU)为可使用长度的参考标准，加工时请根据沟槽长度(LCF)考虑切屑排出量进行使用。

不同刃径的有效长度一览

●刃径ø14.8～ø15.0mm

刃径 DC	有效长度 LU	全长 OAL	型号	页码
14.8	85.0	159.2	SMDT 1480 MTL/MSL/MEL+SMDH 150L	J112
	100.5	187.7	MDE 1480S15H05	J24
	100.5	187.7	MDM 1480S15H05	J58
	100.9	188.1	MDW 1480HGS5	J47
	131.0	204.2	SMDT 1480 MTL/MSL/MEL+SMDH 150-8D	J116
	131.0	204.2	SMDT 1480 MTL/MSL/MEL+SMDH 150-8DF	J114
	131.0	204.2	SMDT 1480 MTL/MSL/MEL+SMDH 150D	J112
	145.5	232.7	MDE 1480S15H08	J24
	151.0	204.0	SDP 1480U7HAK	J5-6
	182.0	253.0	SMDT 1480 MTL/MSL/MEL+SMDH 150-12D	J116
14.9	31.0	100.0	SMDT 1490 MTL/MSL/MEL+SMDH 150-1.5D	J116
	31.0	100.0	SMDT 1490 MTL/MSL/MEL+SMDH 150-1.5DF	J114
	33.4	110.7	MDE 1490S15E02	J16
	44.7	110.0	MDF 1490S2D	J29
	54.0	129.2	SMDT 1490 MTL/MSL/MEL+SMDH 150-3D	J116
	54.0	129.2	SMDT 1490 MTL/MSL/MEL+SMDH 150-3DF	J114
	54.0	129.2	SMDT 1490 MTL/MSL/MEL+SMDH 150M	J112
	55.4	142.7	MDE 1490S15H03	J24
	55.4	142.7	MDM 1490S15H03	J58
	55.8	143.1	MDW 1490HGS3	J47
	55.8	143.1	MDW 1490NHGS3	J96
	62.0	115.0	SDP 1490U3HA	J5-4
	62.0	115.0	SDP 1490U3HAK	J5-6
	71.4	155.7	MDE 1490S15E04	J16
	80.0	133.0	SDP 1490U5HA	J5-4
	80.0	133.0	SDP 1490U5HAK	J5-6
	85.0	159.2	SMDT 1490 MTL/MSL/MEL+SMDH 150-5D	J116
	85.0	159.2	SMDT 1490 MTL/MSL/MEL+SMDH 150-5DF	J114
	85.0	159.2	SMDT 1490 MTL/MSL/MEL+SMDH 150L	J112
	100.4	187.7	MDE 1490S15H05	J24
	100.4	187.7	MDM 1490S15H05	J58
	100.8	188.1	MDW 1490HGS5	J47
	100.8	188.1	MDW 1490NHGS5	J96
	131.0	204.2	SMDT 1490 MTL/MSL/MEL+SMDH 150-8D	J116
	131.0	204.2	SMDT 1490 MTL/MSL/MEL+SMDH 150-8DF	J114
	131.0	204.2	SMDT 1490 MTL/MSL/MEL+SMDH 150D	J112
	145.4	232.7	MDE 1490S15H08	J24
	151.0	204.0	SDP 1490U7HAK	J5-6
	182.0	253.0	SMDT 1490 MTL/MSL/MEL+SMDH 150-12D	J116
14.96	55.7	143.1	MDW 1496NHGS3	J96
	100.7	188.1	MDW 1496NHGS5	J96
15.0	28.0	97.3	SMDT 1500 MFS+SMDH 150-1.5D	J124
	28.0	97.3	SMDT 1500 MFS+SMDH 150-1.5DF	J122
	31.0	100.0	SMDT 1500 MTL/MSL/MEL+SMDH 150-1.5D	J116
	31.0	100.0	SMDT 1500 MTL/MSL/MEL+SMDH 150-1.5DF	J114
	33.2	110.7	MDE 1500S15E02	J16
	45.0	110.0	MDF 1500S2D	J29
	45.0	200.0	MDF 1500L2D	J32
	51.0	126.6	SMDT 1500 MFS+SMDH 150-3D	J124
	51.0	126.6	SMDT 1500 MFS+SMDH 150-3DF	J122
	51.0	126.6	SMDT 1500 MFS+SMDH 150M	J120
	54.0	129.2	SMDT 1500 MTL/MSL/MEL+SMDH 150-3D	J116
	54.0	129.2	SMDT 1500 MTL/MSL/MEL+SMDH 150-3DF	J114
	54.0	129.2	SMDT 1500 MTL/MSL/MEL+SMDH 150M	J112
	54.5	142.0	MDW 1500PHT	J82
	55.2	142.7	MDE 1500S15H03	J24
	55.2	142.7	MDM 1500S15H03	J59
	55.2	142.7	MDW 1500HX3	J67
	55.6	143.1	MDW 1500HGS3	J47
	55.6	143.1	MDW 1500NHGS3	J96
	60.0	140.0	MDF 1500H3D	J35
	62.0	115.0	SDP 1500U3HA	J5-4
	62.0	115.0	SDP 1500U3HAK	J5-6
	71.2	155.7	MDE 1500S15E04	J16
	80.0	133.0	SDP 1500U5HA	J5-4
	80.0	133.0	SDP 1500U5HAK	J5-6
	82.0	156.6	SMDT 1500 MFS+SMDH 150-5D	J124
	82.0	156.6	SMDT 1500 MFS+SMDH 150-5DF	J122
	82.0	156.6	SMDT 1500 MFS+SMDH 150L	J120
	85.0	159.2	SMDT 1500 MTL/MSL/MEL+SMDH 150-5D	J116
	85.0	159.2	SMDT 1500 MTL/MSL/MEL+SMDH 150-5DF	J114
	85.0	159.2	SMDT 1500 MTL/MSL/MEL+SMDH 150L	J112
	90.0	185.0	MDF 1500H5D	J35
	100.2	187.7	MDE 1500S15H05	J24
	100.2	187.7	MDM 1500S15H05	J59
	100.2	187.7	MDW 1500HX5	J67
	100.6	188.1	MDW 1500HGS5	J47
	100.6	188.1	MDW 1500NHGS5	J96
	129.0	201.6	SMDT 1500 MFS+SMDH 150-8D	J124
	129.0	201.6	SMDT 1500 MFS+SMDH 150-8DF	J122

(蓝色文字：扁平刀头　机夹式)

●刃径ø15.0～ø15.3mm

刃径 DC	有效长度 LU	全长 OAL	型号	页码
15.0	129.0	201.6	SMDT 1500 MFS+SMDH 150D	J120
	131.0	204.2	SMDT 1500 MTL/MSL/MEL+SMDH 150-8D	J116
	131.0	204.2	SMDT 1500 MTL/MSL/MEL+SMDH 150-8DF	J114
	131.0	204.2	SMDT 1500 MTL/MSL/MEL+SMDH 150D	J112
	145.2	232.7	MDE 1500S15H08	J24
	145.2	232.7	MDW 1500HX8	J67
	145.6	233.1	MDW 1500HGS8	J47
	151.0	204.0	SDP 1500U7HAK	J5-6
	180.0	250.4	SMDT 1500 MFS+SMDH 150-12D	J124
	182.0	253.0	SMDT 1500 MTL/MSL/MEL+SMDH 150-12D	J116
	205.2	292.7	MDW 1500XHGS10	J82
	235.2	322.7	MDW 1500XHGS12	J82
	280.2	367.7	MDW 1500XHGS15	J82
15.03	62.0	115.0	SDP 1503U3HA	J5-4
	80.0	133.0	SDP 1503U5HA	J5-4
15.1	31.0	100.0	SMDT 1510 MTL/MSL/MEL+SMDH 150-1.5D	J116
	31.0	100.0	SMDT 1510 MTL/MSL/MEL+SMDH 150-1.5DF	J114
	33.1	114.7	MDE 1510S16E02	J16
	45.3	115.0	MDF 1510S2D	J29
	54.0	129.2	SMDT 1510 MTL/MSL/MEL+SMDH 150-3D	J116
	54.0	129.2	SMDT 1510 MTL/MSL/MEL+SMDH 150-3DF	J114
	54.0	129.2	SMDT 1510 MTL/MSL/MEL+SMDH 150M	J112
	57.6	148.7	MDE 1510S16H03	J24
	57.6	148.7	MDM 1510S16H03	J59
	58.0	149.1	MDW 1510HGS3	J47
	62.0	115.0	SDP 1510U3HA	J5-4
	62.0	115.0	SDP 1510U3HAK	J5-6
	74.1	162.7	MDE 1510S16E04	J16
	80.0	133.0	SDP 1510U5HA	J5-4
	80.0	133.0	SDP 1510U5HAK	J5-6
	85.0	159.2	SMDT 1510 MTL/MSL/MEL+SMDH 150-5D	J116
	85.0	159.2	SMDT 1510 MTL/MSL/MEL+SMDH 150-5DF	J114
	85.0	159.2	SMDT 1510 MTL/MSL/MEL+SMDH 150L	J112
	104.1	196.7	MDE 1510S16H05	J24
	104.1	196.7	MDM 1510S16H05	J59
	104.5	197.1	MDW 1510HGS5	J47
	131.0	204.2	SMDT 1510 MTL/MSL/MEL+SMDH 150-8D	J116
	131.0	204.2	SMDT 1510 MTL/MSL/MEL+SMDH 150-8DF	J114
	131.0	204.2	SMDT 1510 MTL/MSL/MEL+SMDH 150D	J112
	150.6	244.7	MDE 1510S16H08	J24
	151.0	204.0	SDP 1510U7HAK	J5-6
	182.0	253.0	SMDT 1510 MTL/MSL/MEL+SMDH 150-12D	J116
15.2	31.0	100.0	SMDT 1520 MTL/MSL/MEL+SMDH 150-1.5D	J116
	31.0	100.0	SMDT 1520 MTL/MSL/MEL+SMDH 150-1.5DF	J114
	33.0	114.8	MDE 1520S16E02	J16
	45.6	115.0	MDF 1520S2D	J29
	54.0	129.2	SMDT 1520 MTL/MSL/MEL+SMDH 150-3D	J116
	54.0	129.2	SMDT 1520 MTL/MSL/MEL+SMDH 150-3DF	J114
	54.0	129.2	SMDT 1520 MTL/MSL/MEL+SMDH 150M	J112
	57.5	148.8	MDE 1520S16H03	J24
	57.5	148.8	MDM 1520S16H03	J59
	57.8	149.1	MDW 1520HGS3	J47
	62.0	115.0	SDP 1520U3HA	J5-4
	62.0	115.0	SDP 1520U3HAK	J5-6
	74.0	162.8	MDE 1520S16E04	J16
	80.0	133.0	SDP 1520U5HA	J5-4
	80.0	133.0	SDP 1520U5HAK	J5-6
	85.0	159.2	SMDT 1520 MTL/MSL/MEL+SMDH 150-5D	J116
	85.0	159.2	SMDT 1520 MTL/MSL/MEL+SMDH 150-5DF	J114
	85.0	159.2	SMDT 1520 MTL/MSL/MEL+SMDH 150L	J112
	104.0	196.8	MDE 1520S16H05	J24
	104.0	196.8	MDM 1520S16H05	J59
	104.3	197.1	MDW 1520HGS5	J47
	131.0	204.2	SMDT 1520 MTL/MSL/MEL+SMDH 150-8D	J116
	131.0	204.2	SMDT 1520 MTL/MSL/MEL+SMDH 150-8DF	J114
	131.0	204.2	SMDT 1520 MTL/MSL/MEL+SMDH 150D	J112
	150.5	244.8	MDE 1520S16H08	J24
	151.0	204.0	SDP 1520U7HAK	J5-6
	182.0	253.0	SMDT 1520 MTL/MSL/MEL+SMDH 150-12D	J116
15.24	62.0	115.0	SDP 1524U3HA	J5-4
	62.0	115.0	SDP 1524U3HAK	J5-6
	80.0	133.0	SDP 1524U5HA	J5-4
	80.0	133.0	SDP 1524U5HAK	J5-6
	151.0	204.0	SDP 1524U7HAK	J5-6
15.3	31.0	100.0	SMDT 1530 MTL/MSL/MEL+SMDH 150-1.5D	J116
	31.0	100.0	SMDT 1530 MTL/MSL/MEL+SMDH 150-1.5DF	J114
	32.9	114.8	MDE 1530S16E02	J16
	45.9	115.0	MDF 1530S2D	J29
	54.0	129.2	SMDT 1530 MTL/MSL/MEL+SMDH 150-3D	J116
	54.0	129.2	SMDT 1530 MTL/MSL/MEL+SMDH 150-3DF	J114

(蓝色文字：扁平刀头　机夹式)

●刃径ø15.3～ø15.5mm

刃径 DC	有效长度 LU	全长 OAL	型号	页码
15.3	54.0	129.2	SMDT 1530 MTL/MSL/MEL+SMDH 150M	J112
	57.4	148.8	MDE 1530S16H03	J24
	57.4	148.8	MDM 1530S16H03	J59
	57.8	149.2	MDW 1530HGS3	J47
	62.0	115.0	SDP 1530U3HA	J5-4
	62.0	115.0	SDP 1530U3HAK	J5-6
	73.9	162.8	MDE 1530S16E04	J16
	80.0	133.0	SDP 1530U5HA	J5-4
	80.0	133.0	SDP 1530U5HAK	J5-6
	85.0	159.2	SMDT 1530 MTL/MSL/MEL+SMDH 150-5D	J116
	85.0	159.2	SMDT 1530 MTL/MSL/MEL+SMDH 150-5DF	J114
	85.0	159.2	SMDT 1530 MTL/MSL/MEL+SMDH 150L	J112
	103.9	196.8	MDE 1530S16H05	J24
	103.9	196.8	MDM 1530S16H05	J59
	104.3	197.2	MDW 1530HGS5	J47
	131.0	204.2	SMDT 1530 MTL/MSL/MEL+SMDH 150-8D	J116
	131.0	204.2	SMDT 1530 MTL/MSL/MEL+SMDH 150-8DF	J114
	131.0	204.2	SMDT 1530 MTL/MSL/MEL+SMDH 150D	J112
	150.4	244.8	MDE 1530S16H08	J24
	151.0	204.0	SDP 1530U7HAK	J5-6
	182.0	253.0	SMDT 1530 MTL/MSL/MEL+SMDH 150-12D	J116
15.4	31.0	100.0	SMDT 1540 MTL/MSL/MEL+SMDH 150-1.5D	J116
	31.0	100.0	SMDT 1540 MTL/MSL/MEL+SMDH 150-1.5DF	J114
	32.7	114.8	MDE 1540S16E02	J16
	46.2	115.0	MDF 1540S2D	J29
	54.0	129.2	SMDT 1540 MTL/MSL/MEL+SMDH 150-3D	J116
	54.0	129.2	SMDT 1540 MTL/MSL/MEL+SMDH 150-3DF	J114
	54.0	129.2	SMDT 1540 MTL/MSL/MEL+SMDH 150M	J112
	57.2	148.8	MDE 1540S16H03	J24
	57.2	148.8	MDM 1540S16H03	J59
	57.6	149.2	MDW 1540HGS3	J47
	62.0	115.0	SDP 1540U3HA	J5-4
	62.0	115.0	SDP 1540U3HAK	J5-6
	73.7	162.8	MDE 1540S16E04	J16
	80.0	133.0	SDP 1540U5HA	J5-4
	80.0	133.0	SDP 1540U5HAK	J5-6
	85.0	159.2	SMDT 1540 MTL/MSL/MEL+SMDH 150-5D	J116
	85.0	159.2	SMDT 1540 MTL/MSL/MEL+SMDH 150-5DF	J114
	85.0	159.2	SMDT 1540 MTL/MSL/MEL+SMDH 150L	J112
	103.7	196.8	MDE 1540S16H05	J24
	103.7	196.8	MDM 1540S16H05	J59
	104.1	197.2	MDW 1540HGS5	J47
	131.0	204.2	SMDT 1540 MTL/MSL/MEL+SMDH 150-8D	J116
	131.0	204.2	SMDT 1540 MTL/MSL/MEL+SMDH 150-8DF	J114
	131.0	204.2	SMDT 1540 MTL/MSL/MEL+SMDH 150D	J112
	150.2	244.8	MDE 1540S16H08	J24
	151.0	204.0	SDP 1540U7HAK	J5-6
	182.0	253.0	SMDT 1540 MTL/MSL/MEL+SMDH 150-12D	J116
15.5	28.0	97.3	SMDT 1550 MFS+SMDH 150-1.5D	J124
	28.0	97.3	SMDT 1550 MFS+SMDH 150-1.5DF	J122
	31.0	100.0	SMDT 1550 MTL/MSL/MEL+SMDH 150-1.5D	J116
	31.0	100.0	SMDT 1550 MTL/MSL/MEL+SMDH 150-1.5DF	J114
	32.6	114.8	MDE 1550S16E02	J16
	46.5	115.0	MDF 1550S2D	J29
	46.5	210.0	MDF 1550L2D	J32
	51.0	126.6	SMDT 1550 MFS+SMDH 150-3D	J124
	51.0	126.6	SMDT 1550 MFS+SMDH 150-3DF	J122
	51.0	126.6	SMDT 1550 MFS+SMDH 150M	J120
	54.0	129.2	SMDT 1550 MTL/MSL/MEL+SMDH 150-3D	J116
	54.0	129.2	SMDT 1550 MTL/MSL/MEL+SMDH 150-3DF	J114
	54.0	129.2	SMDT 1550 MTL/MSL/MEL+SMDH 150M	J112
	56.4	148.1	MDW 1550PHT	J82
	57.1	148.8	MDE 1550S16H03	J24
	57.1	148.8	MDM 1550S16H03	J59
	57.1	148.8	MDW 1550HX3	J67
	57.5	149.2	MDW 1550HGS3	J47
	57.5	149.2	MDW 1550NHGS3	J96
	62.0	115.0	SDP 1550U3HA	J5-4
	62.0	115.0	SDP 1550U3HAK	J5-6
	62.0	146.0	MDF 1550H3D	J35
	73.6	162.8	MDE 1550S16E04	J16
	80.0	133.0	SDP 1550U5HA	J5-4
	80.0	133.0	SDP 1550U5HAK	J5-6
	82.0	156.6	SMDT 1550 MFS+SMDH 150-5D	J124
	82.0	156.6	SMDT 1550 MFS+SMDH 150-5DF	J122
	82.0	156.6	SMDT 1550 MFS+SMDH 150L	J120
	85.0	159.2	SMDT 1550 MTL/MSL/MEL+SMDH 150-5D	J116
	85.0	159.2	SMDT 1550 MTL/MSL/MEL+SMDH 150-5DF	J114
	85.0	159.2	SMDT 1550 MTL/MSL/MEL+SMDH 150L	J112
	93.0	194.0	MDF 1550H5D	J35

(蓝色文字：扁平刀头　机夹式)

有效长度(LU)为可使用长度的参考标准，加工时请根据沟槽长度(LCF)考虑切屑排出量进行使用。

不同刃径的有效长度一览

●刃径ø15.5～ø15.8mm

刃径 DC	有效长度 LU	全长 OAL	型号	页码
15.5	103.6	196.8	MDE 1550S16H05	J24
	103.6	196.8	MDM 1550S16H05	J59
	103.6	196.8	MDW 1550HX5	J67
	104.0	197.2	MDW 1550HGS5	J47
	104.0	197.2	MDW 1550NHGS5	J96
	129.0	201.6	SMDT 1550 MFS+SMDH 150-8D	J124
	129.0	201.6	SMDT 1550 MFS+SMDH 150-8DF	J122
	129.0	201.6	SMDT 1550 MFS+SMDH 150D	J120
	131.0	204.2	SMDT 1550 MTL/MSL/MEL+SMDH 150-8D	J116
	131.0	204.2	SMDT 1550 MTL/MSL/MEL+SMDH 150-8DF	J114
	131.0	204.2	SMDT 1550 MTL/MSL/MEL+SMDH 150D	J112
	150.1	244.8	MDE 1550S16H08	J24
	150.5	245.2	MDW 1550HGS8	J47
	151.0	204.0	SDP 1550U7HAK	J5-6
	180.0	250.4	SMDT 1550 MFS+SMDH 150-12D	J124
	182.0	253.0	SMDT 1550 MTL/MSL/MEL+SMDH 150-12D	J116
	212.6	303.8	MDW 1550XHGS10	J82
	241.6	332.8	MDW 1550XHGS12	J82
	287.6	378.8	MDW 1550XHGS15	J82
15.6	32.0	102.7	SMDT 1560 MTL/MSL/MEL+SMDH 160-1.5D	J116
	32.0	102.7	SMDT 1560 MTL/MSL/MEL+SMDH 160-1.5DF	J114
	34.4	114.8	MDE 1560S16E02	J16
	46.8	115.0	MDF 1560S2D	J29
	57.0	134.4	SMDT 1560 MTL/MSL/MEL+SMDH 160-3D	J116
	57.0	134.4	SMDT 1560 MTL/MSL/MEL+SMDH 160-3DF	J114
	57.0	134.4	SMDT 1560 MTL/MSL/MEL+SMDH 160M	J112
	59.4	148.8	MDE 1560S16H03	J24
	59.4	148.8	MDM 1560S16H03	J59
	59.8	149.2	MDW 1560HGS3	J47
	62.0	115.0	SDP 1560U3HA	J5-4
	62.0	115.0	SDP 1560U3HAK	J5-6
	75.4	162.8	MDE 1560S16E04	J16
	80.0	133.0	SDP 1560U5HA	J5-4
	80.0	133.0	SDP 1560U5HAK	J5-6
	90.0	169.4	SMDT 1560 MTL/MSL/MEL+SMDH 160-5D	J116
	90.0	169.4	SMDT 1560 MTL/MSL/MEL+SMDH 160-5DF	J114
	90.0	169.4	SMDT 1560 MTL/MSL/MEL+SMDH 160L	J112
	107.4	196.8	MDE 1560S16H05	J24
	107.4	196.8	MDM 1560S16H05	J59
	107.8	197.2	MDW 1560HGS5	J47
	140.0	214.4	SMDT 1560 MTL/MSL/MEL+SMDH 160-8D	J116
	140.0	214.4	SMDT 1560 MTL/MSL/MEL+SMDH 160-8DF	J114
	140.0	214.4	SMDT 1560 MTL/MSL/MEL+SMDH 160D	J112
	151.0	204.0	SDP 1560U7HAK	J5-6
	155.4	244.8	MDE 1560S16H08	J24
	194.0	265.5	SMDT 1560 MTL/MSL/MEL+SMDH 160-12D	J116
15.7	32.0	102.7	SMDT 1570 MTL/MSL/MEL+SMDH 160-1.5D	J116
	32.0	102.7	SMDT 1570 MTL/MSL/MEL+SMDH 160-1.5DF	J114
	34.4	114.9	MDE 1570S16E02	J16
	47.1	115.0	MDF 1570S2D	J29
	57.0	134.4	SMDT 1570 MTL/MSL/MEL+SMDH 160-3D	J116
	57.0	134.4	SMDT 1570 MTL/MSL/MEL+SMDH 160-3DF	J114
	57.0	134.4	SMDT 1570 MTL/MSL/MEL+SMDH 160M	J112
	59.4	148.9	MDE 1570S16H03	J24
	59.4	148.9	MDM 1570S16H03	J59
	59.7	149.2	MDW 1570HGS3	J47
	62.0	115.0	SDP 1570U3HA	J5-4
	62.0	115.0	SDP 1570U3HAK	J5-6
	75.4	162.9	MDE 1570S16E04	J16
	80.0	133.0	SDP 1570U5HA	J5-4
	80.0	133.0	SDP 1570U5HAK	J5-6
	90.0	169.4	SMDT 1570 MTL/MSL/MEL+SMDH 160-5D	J116
	90.0	169.4	SMDT 1570 MTL/MSL/MEL+SMDH 160-5DF	J114
	90.0	169.4	SMDT 1570 MTL/MSL/MEL+SMDH 160L	J112
	107.4	196.9	MDE 1570S16H05	J24
	107.4	196.9	MDM 1570S16H05	J59
	107.7	197.2	MDW 1570HGS5	J47
	140.0	214.4	SMDT 1570 MTL/MSL/MEL+SMDH 160-8D	J116
	140.0	214.4	SMDT 1570 MTL/MSL/MEL+SMDH 160-8DF	J114
	140.0	214.4	SMDT 1570 MTL/MSL/MEL+SMDH 160D	J112
	151.0	204.0	SDP 1570U7HAK	J5-6
	155.4	244.9	MDE 1570S16H08	J24
	194.0	265.5	SMDT 1570 MTL/MSL/MEL+SMDH 160-12D	J116
15.8	32.0	102.7	SMDT 1580 MTL/MSL/MEL+SMDH 160-1.5D	J116
	32.0	102.7	SMDT 1580 MTL/MSL/MEL+SMDH 160-1.5DF	J114
	34.2	114.9	MDE 1580S16E02	J16
	47.4	115.0	MDF 1580S2D	J29
	57.0	134.4	SMDT 1580 MTL/MSL/MEL+SMDH 160-3D	J116
	57.0	134.4	SMDT 1580 MTL/MSL/MEL+SMDH 160-3DF	J114
	57.0	134.4	SMDT 1580 MTL/MSL/MEL+SMDH 160M	J112

(蓝色文字：扁平刀头　机夹式)

●刃径ø15.8～ø16.0mm

刃径 DC	有效长度 LU	全长 OAL	型号	页码
15.8	59.2	148.9	MDE 1580S16H03	J24
	59.2	148.9	MDM 1580S16H03	J59
	59.6	149.3	MDW 1580HGS3	J47
	62.0	115.0	SDP 1580U3HA	J5-4
	62.0	115.0	SDP 1580U3HAK	J5-6
	75.2	162.9	MDE 1580S16E04	J16
	80.0	133.0	SDP 1590U5HA	J5-4
	80.0	133.0	SDP 1590U5HAK	J5-6
	90.0	169.4	SMDT 1580 MTL/MSL/MEL+SMDH 160-5D	J116
	90.0	169.4	SMDT 1580 MTL/MSL/MEL+SMDH 160-5DF	J114
	90.0	169.4	SMDT 1580 MTL/MSL/MEL+SMDH 160L	J112
	107.2	196.9	MDE 1580S16H05	J24
	107.2	196.9	MDM 1580S16H05	J59
	107.6	197.3	MDW 1580HGS5	J47
	140.0	214.4	SMDT 1580 MTL/MSL/MEL+SMDH 160-8D	J116
	140.0	214.4	SMDT 1580 MTL/MSL/MEL+SMDH 160-8DF	J114
	140.0	214.4	SMDT 1580 MTL/MSL/MEL+SMDH 160D	J112
	151.0	204.0	SDP 1590U7HAK	J5-6
	155.2	244.9	MDE 1580S16H08	J24
	194.0	265.5	SMDT 1580 MTL/MSL/MEL+SMDH 160-12D	J116
15.9	32.0	102.7	SMDT 1590 MTL/MSL/MEL+SMDH 160-1.5D	J116
	32.0	102.7	SMDT 1590 MTL/MSL/MEL+SMDH 160-1.5DF	J114
	34.1	114.9	MDE 1590S16E02	J16
	47.7	115.0	MDF 1590S2D	J29
	57.0	134.4	SMDT 1590 MTL/MSL/MEL+SMDH 160-3D	J116
	57.0	134.4	SMDT 1590 MTL/MSL/MEL+SMDH 160-3DF	J114
	57.0	134.4	SMDT 1590 MTL/MSL/MEL+SMDH 160M	J112
	59.1	148.9	MDE 1590S16H03	J24
	59.1	148.9	MDM 1590S16H03	J59
	59.5	149.3	MDW 1590HGS3	J48
	62.0	115.0	SDP 1590U3HA	J5-4
	62.0	115.0	SDP 1590U3HAK	J5-6
	75.1	162.9	MDE 1590S16E04	J16
	80.0	133.0	SDP 1590U5HA	J5-4
	80.0	133.0	SDP 1590U5HAK	J5-6
	90.0	169.4	SMDT 1590 MTL/MSL/MEL+SMDH 160-5D	J116
	90.0	169.4	SMDT 1590 MTL/MSL/MEL+SMDH 160-5DF	J114
	90.0	169.4	SMDT 1590 MTL/MSL/MEL+SMDH 160L	J112
	107.1	196.9	MDE 1590S16H05	J24
	107.1	196.9	MDM 1590S16H05	J59
	107.5	197.3	MDW 1590HGS5	J48
	140.0	214.4	SMDT 1590 MTL/MSL/MEL+SMDH 160-8D	J116
	140.0	214.4	SMDT 1590 MTL/MSL/MEL+SMDH 160-8DF	J114
	140.0	214.4	SMDT 1590 MTL/MSL/MEL+SMDH 160D	J112
	151.0	204.0	SDP 1590U7HAK	J5-6
	155.1	244.9	MDE 1590S16H08	J24
	194.0	265.5	SMDT 1590 MTL/MSL/MEL+SMDH 160-12D	J116
16.0	29.0	99.9	SMDT 1600 MFS+SMDH 160-1.5D	J124
	29.0	99.9	SMDT 1600 MFS+SMDH 160-1.5DF	J122
	32.0	94.0	PDL 160D2S20	J144
	32.0	102.7	SMDT 1600 MTL/MSL/MEL+SMDH 160-1.5D	J116
	32.0	102.7	SMDT 1600 MTL/MSL/MEL+SMDH 160-1.5DF	J114
	33.9	114.9	MDE 1600S16E02	J16
	48.0	110.0	PDL 160D3S20	J144
	48.0	115.0	MDF 1600S2D	J29
	48.0	210.0	MDF 1600L2D	J32
	48.0	210.0	MDF 1600L2D-S14	J32
	54.0	131.6	SMDT 1600 MFS+SMDH 160-3D	J124
	54.0	131.6	SMDT 1600 MFS+SMDH 160-3DF	J122
	54.0	131.6	SMDT 1600 MFS+SMDH 160M	J120
	57.0	134.4	SMDT 1600 MTL/MSL/MEL+SMDH 160-3D	J116
	57.0	134.4	SMDT 1600 MTL/MSL/MEL+SMDH 160-3DF	J114
	57.0	134.4	SMDT 1600 MTL/MSL/MEL+SMDH 160M	J112
	58.1	148.1	MDW 1600PHT	J82
	58.9	148.9	MDE 1600S16H03	J24
	58.9	148.9	MDM 1600S16H03	J59
	58.9	148.9	MDW 1600HX3	J67
	59.3	149.3	MDW 1600HGS3	J48
	59.3	149.3	MDW 1600HY3	J71
	59.3	149.3	MDW 1600NHGS3	J96
	62.0	115.0	SDP 1600U3HA	J5-4
	62.0	115.0	SDP 1600U3HAK	J5-6
	64.0	146.0	MDF 1600H3D	J35
	74.9	162.9	MDE 1600S16E04	J16
	80.0	133.0	SDP 1600U5HA	J5-4
	80.0	133.0	SDP 1600U5HAK	J5-6
	87.0	166.6	SMDT 1600 MFS+SMDH 160-5D	J124
	87.0	166.6	SMDT 1600 MFS+SMDH 160-5DF	J122
	87.0	166.6	SMDT 1600 MFS+SMDH 160L	J120
	90.0	169.4	SMDT 1600 MTL/MSL/MEL+SMDH 160-5D	J116

(蓝色文字：扁平刀头　机夹式)

●刃径ø16.0～ø16.5mm

刃径 DC	有效长度 LU	全长 OAL	型号	页码
16.0	90.0	169.4	SMDT 1600 MTL/MSL/MEL+SMDH 160-5DF	J114
	90.0	169.4	SMDT 1600 MTL/MSL/MEL+SMDH 160L	J112
	96.0	194.0	MDF 1600H5D	J35
	106.9	196.9	MDE 1600S16H05	J24
	106.9	196.9	MDM 1600S16H05	J59
	106.9	196.9	MDW 1600HX5	J67
	107.3	197.3	MDW 1600HGS5	J48
	107.3	197.3	MDW 1600HY5	J71
	107.3	197.3	MDW 1600NHGS5	J96
	137.0	211.6	SMDT 1600 MFS+SMDH 160-8D	J124
	137.0	211.6	SMDT 1600 MFS+SMDH 160-8DF	J122
	137.0	211.6	SMDT 1600 MFS+SMDH 160D	J120
	140.0	214.4	SMDT 1600 MTL/MSL/MEL+SMDH 160-8D	J116
	140.0	214.4	SMDT 1600 MTL/MSL/MEL+SMDH 160-8DF	J114
	140.0	214.4	SMDT 1600 MTL/MSL/MEL+SMDH 160D	J112
	151.0	204.0	SDP 1600U7HAK	J5-6
	154.9	244.9	MDE 1600S16H08	J24
	155.3	245.3	MDW 1600HGS8	J48
	192.0	262.7	SMDT 1600 MFS+SMDH 160-12D	J124
	194.0	265.5	SMDT 1600 MTL/MSL/MEL+SMDH 160-12D	J116
	218.9	308.9	MDW 1600XHGS10	J82
	248.9	340.9	MDW 1600XHGS12	J82
	298.9	388.9	MDW 1600XHGS15	J82
16.1	32.0	102.7	SMDT 1610 MTL/MSL/MEL+SMDH 160-1.5D	J116
	32.0	102.7	SMDT 1610 MTL/MSL/MEL+SMDH 160-1.5DF	J114
	57.0	134.4	SMDT 1610 MTL/MSL/MEL+SMDH 160-3D	J116
	57.0	134.4	SMDT 1610 MTL/MSL/MEL+SMDH 160-3DF	J114
	57.0	134.4	SMDT 1610 MTL/MSL/MEL+SMDH 160M	J112
	90.0	169.4	SMDT 1610 MTL/MSL/MEL+SMDH 160-5D	J116
	90.0	169.4	SMDT 1610 MTL/MSL/MEL+SMDH 160-5DF	J114
	90.0	169.4	SMDT 1610 MTL/MSL/MEL+SMDH 160L	J112
	140.0	214.4	SMDT 1610 MTL/MSL/MEL+SMDH 160-8D	J116
	140.0	214.4	SMDT 1610 MTL/MSL/MEL+SMDH 160-8DF	J114
	140.0	214.4	SMDT 1610 MTL/MSL/MEL+SMDH 160D	J112
	194.0	265.5	SMDT 1610 MTL/MSL/MEL+SMDH 160-12D	J116
16.2	32.0	102.7	SMDT 1620 MTL/MSL/MEL+SMDH 160-1.5D	J116
	32.0	102.7	SMDT 1620 MTL/MSL/MEL+SMDH 160-1.5DF	J114
	57.0	134.4	SMDT 1620 MTL/MSL/MEL+SMDH 160-3D	J116
	57.0	134.4	SMDT 1620 MTL/MSL/MEL+SMDH 160-3DF	J114
	57.0	134.4	SMDT 1620 MTL/MSL/MEL+SMDH 160M	J112
	90.0	169.4	SMDT 1620 MTL/MSL/MEL+SMDH 160-5D	J116
	90.0	169.4	SMDT 1620 MTL/MSL/MEL+SMDH 160-5DF	J114
	140.0	214.4	SMDT 1620 MTL/MSL/MEL+SMDH 160-8D	J116
	140.0	214.4	SMDT 1620 MTL/MSL/MEL+SMDH 160-8DF	J114
	140.0	214.4	SMDT 1620 MTL/MSL/MEL+SMDH 160D	J112
	194.0	265.5	SMDT 1620 MTL/MSL/MEL+SMDH 160-12D	J116
16.3	32.0	102.7	SMDT 1630 MTL/MSL/MEL+SMDH 160-1.5D	J116
	32.0	102.7	SMDT 1630 MTL/MSL/MEL+SMDH 160-1.5DF	J114
	57.0	134.4	SMDT 1630 MTL/MSL/MEL+SMDH 160-3D	J116
	57.0	134.4	SMDT 1630 MTL/MSL/MEL+SMDH 160-3DF	J114
	57.0	134.4	SMDT 1630 MTL/MSL/MEL+SMDH 160M	J112
	90.0	169.4	SMDT 1630 MTL/MSL/MEL+SMDH 160-5D	J116
	90.0	169.4	SMDT 1630 MTL/MSL/MEL+SMDH 160-5DF	J114
	90.0	169.4	SMDT 1630 MTL/MSL/MEL+SMDH 160L	J112
	140.0	214.4	SMDT 1630 MTL/MSL/MEL+SMDH 160-8D	J116
	140.0	214.4	SMDT 1630 MTL/MSL/MEL+SMDH 160-8DF	J114
	140.0	214.4	SMDT 1630 MTL/MSL/MEL+SMDH 160D	J112
	194.0	265.5	SMDT 1630 MTL/MSL/MEL+SMDH 160-12D	J116
16.4	32.0	102.7	SMDT 1640 MTL/MSL/MEL+SMDH 160-1.5D	J116
	32.0	102.7	SMDT 1640 MTL/MSL/MEL+SMDH 160-1.5DF	J114
	57.0	134.4	SMDT 1640 MTL/MSL/MEL+SMDH 160-3D	J116
	57.0	134.4	SMDT 1640 MTL/MSL/MEL+SMDH 160-3DF	J114
	57.0	134.4	SMDT 1640 MTL/MSL/MEL+SMDH 160M	J112
	90.0	169.4	SMDT 1640 MTL/MSL/MEL+SMDH 160-5D	J116
	90.0	169.4	SMDT 1640 MTL/MSL/MEL+SMDH 160-5DF	J114
	90.0	169.4	SMDT 1640 MTL/MSL/MEL+SMDH 160L	J112
	140.0	214.4	SMDT 1640 MTL/MSL/MEL+SMDH 160-8D	J116
	140.0	214.4	SMDT 1640 MTL/MSL/MEL+SMDH 160-8DF	J114
	140.0	214.4	SMDT 1640 MTL/MSL/MEL+SMDH 160D	J112
	194.0	265.5	SMDT 1640 MTL/MSL/MEL+SMDH 160-12D	J116
16.5	29.0	99.9	SMDT 1650 MFS+SMDH 160-1.5D	J124
	29.0	99.9	SMDT 1650 MFS+SMDH 160-1.5DF	J122
	32.0	102.7	SMDT 1650 MTL/MSL/MEL+SMDH 160-1.5D	J116
	32.0	102.7	SMDT 1650 MTL/MSL/MEL+SMDH 160-1.5DF	J114
	34.3	119.0	MDE 1650S17E02	J16
	49.5	125.0	MDF 1650S2D	J29
	49.5	220.0	MDF 1650L2D	J32
	54.0	131.6	SMDT 1650 MFS+SMDH 160-3D	J124
	54.0	131.6	SMDT 1650 MFS+SMDH 160-3DF	J122
	54.0	131.6	SMDT 1650 MFS+SMDH 160M	J120

(蓝色文字：扁平刀头　机夹式)

有效长度(LU)为可使用长度的参考标准，加工时请根据沟槽长度(LCF)考虑切屑排出量进行使用。

不同刃径的有效长度一览

●刃径ø16.5～ø17.0mm

刃径 DC	有效长度 LU	全长 OAL	型号	页码
16.5	57.0	134.4	SMDT 1650 MTL/MSL/MEL+SMDH 160-3D	J116
	57.0	134.4	SMDT 1650 MTL/MSL/MEL+SMDH 160-3DF	J114
	57.0	134.4	SMDT 1650 MTL/MSL/MEL+SMDH 160M	J112
	60.8	155.0	MDE 1650S17H03	J24
	60.8	155.0	MDW 1650HX3	J67
	61.2	155.4	MDW 1650HGS3	J48
	76.3	170.0	MDE 1650S17E04	J16
	87.0	166.6	SMDT 1650 MFS+SMDH 160-5D	J124
	87.0	166.6	SMDT 1650 MFS+SMDH 160-5DF	J122
	87.0	166.6	SMDT 1650 MFS+SMDH 160L	J120
	90.0	169.4	SMDT 1650 MTL/MSL/MEL+SMDH 160-5D	J116
	90.0	169.4	SMDT 1650 MTL/MSL/MEL+SMDH 160-5DF	J114
	90.0	169.4	SMDT 1650 MTL/MSL/MEL+SMDH 160L	J112
	110.3	206.0	MDE 1650S17H05	J24
	110.3	206.0	MDW 1650HX5	J67
	110.7	206.4	MDW 1650HGS5	J48
	137.0	211.6	SMDT 1650 MFS+SMDH 160-8D	J124
	137.0	211.6	SMDT 1650 MFS+SMDH 160-8DF	J122
	137.0	211.6	SMDT 1650 MFS+SMDH 160D	J120
	140.0	214.4	SMDT 1650 MTL/MSL/MEL+SMDH 160-8D	J116
	140.0	214.4	SMDT 1650 MTL/MSL/MEL+SMDH 160-8DF	J114
	140.0	214.4	SMDT 1650 MTL/MSL/MEL+SMDH 160D	J112
	192.0	262.7	SMDT 1650 MFS+SMDH 160-12D	J124
	194.0	265.5	SMDT 1650 MTL/MSL/MEL+SMDH 160-12D	J116
16.6	34.0	104.4	SMDT 1660 MTL/MSL/MEL+SMDH 170-1.5D	J116
	34.0	104.4	SMDT 1660 MTL/MSL/MEL+SMDH 170-1.5DF	J114
	60.0	139.6	SMDT 1660 MTL/MSL/MEL+SMDH 170-3D	J116
	60.0	139.6	SMDT 1660 MTL/MSL/MEL+SMDH 170-3DF	J114
	60.0	139.6	SMDT 1660 MTL/MSL/MEL+SMDH 170M	J112
	95.0	174.6	SMDT 1660 MTL/MSL/MEL+SMDH 170-5D	J116
	95.0	174.6	SMDT 1660 MTL/MSL/MEL+SMDH 170-5DF	J114
	95.0	174.6	SMDT 1660 MTL/MSL/MEL+SMDH 170L	J112
	148.0	224.6	SMDT 1660 MTL/MSL/MEL+SMDH 170-8D	J116
	148.0	224.6	SMDT 1660 MTL/MSL/MEL+SMDH 170-8DF	J114
	148.0	224.6	SMDT 1660 MTL/MSL/MEL+SMDH 170D	J112
	207.0	278.1	SMDT 1660 MTL/MSL/MEL+SMDH 170-12D	J116
16.7	34.0	104.4	SMDT 1670 MTL/MSL/MEL+SMDH 170-1.5D	J116
	34.0	104.4	SMDT 1670 MTL/MSL/MEL+SMDH 170-1.5DF	J114
	60.0	139.6	SMDT 1670 MTL/MSL/MEL+SMDH 170-3D	J116
	60.0	139.6	SMDT 1670 MTL/MSL/MEL+SMDH 170-3DF	J114
	60.0	139.6	SMDT 1670 MTL/MSL/MEL+SMDH 170M	J112
	95.0	174.6	SMDT 1670 MTL/MSL/MEL+SMDH 170-5D	J116
	95.0	174.6	SMDT 1670 MTL/MSL/MEL+SMDH 170-5DF	J114
	95.0	174.6	SMDT 1670 MTL/MSL/MEL+SMDH 170L	J112
	148.0	224.6	SMDT 1670 MTL/MSL/MEL+SMDH 170-8D	J116
	148.0	224.6	SMDT 1670 MTL/MSL/MEL+SMDH 170-8DF	J114
	148.0	224.6	SMDT 1670 MTL/MSL/MEL+SMDH 170D	J112
	207.0	278.1	SMDT 1670 MTL/MSL/MEL+SMDH 170-12D	J116
16.8	34.0	104.4	SMDT 1680 MTL/MSL/MEL+SMDH 170-1.5D	J116
	34.0	104.4	SMDT 1680 MTL/MSL/MEL+SMDH 170-1.5DF	J114
	60.0	139.6	SMDT 1680 MTL/MSL/MEL+SMDH 170-3D	J116
	60.0	139.6	SMDT 1680 MTL/MSL/MEL+SMDH 170-3DF	J114
	60.0	139.6	SMDT 1680 MTL/MSL/MEL+SMDH 170M	J112
	75.9	170.1	MDE 1680S17E04	J16
	95.0	174.6	SMDT 1680 MTL/MSL/MEL+SMDH 170-5D	J116
	95.0	174.6	SMDT 1680 MTL/MSL/MEL+SMDH 170-5DF	J114
	95.0	174.6	SMDT 1680 MTL/MSL/MEL+SMDH 170L	J112
	148.0	224.6	SMDT 1680 MTL/MSL/MEL+SMDH 170-8D	J116
	148.0	224.6	SMDT 1680 MTL/MSL/MEL+SMDH 170-8DF	J114
	148.0	224.6	SMDT 1680 MTL/MSL/MEL+SMDH 170D	J112
	207.0	278.1	SMDT 1680 MTL/MSL/MEL+SMDH 170-12D	J116
16.9	34.0	104.4	SMDT 1690 MTL/MSL/MEL+SMDH 170-1.5D	J116
	34.0	104.4	SMDT 1690 MTL/MSL/MEL+SMDH 170-1.5DF	J114
	60.0	139.6	SMDT 1690 MTL/MSL/MEL+SMDH 170-3D	J116
	60.0	139.6	SMDT 1690 MTL/MSL/MEL+SMDH 170-3DF	J114
	60.0	139.6	SMDT 1690 MTL/MSL/MEL+SMDH 170M	J112
	95.0	174.6	SMDT 1690 MTL/MSL/MEL+SMDH 170-5D	J116
	95.0	174.6	SMDT 1690 MTL/MSL/MEL+SMDH 170-5DF	J114
	95.0	174.6	SMDT 1690 MTL/MSL/MEL+SMDH 170L	J112
	148.0	224.6	SMDT 1690 MTL/MSL/MEL+SMDH 170-8D	J116
	148.0	224.6	SMDT 1690 MTL/MSL/MEL+SMDH 170-8DF	J114
	148.0	224.6	SMDT 1690 MTL/MSL/MEL+SMDH 170D	J112
	207.0	278.1	SMDT 1690 MTL/MSL/MEL+SMDH 170-12D	J116
17.0	31.0	101.4	SMDT 1700 MFS+SMDH 170-1.5D	J124
	31.0	101.4	SMDT 1700 MFS+SMDH 170-1.5DF	J122
	34.0	104.4	SMDT 1700 MTL/MSL/MEL+SMDH 170-1.5D	J116
	34.0	104.4	SMDT 1700 MTL/MSL/MEL+SMDH 170-1.5DF	J114
	34.6	119.1	MDE 1700S17E02	J16
	51.0	125.0	MDF 1700S2D	J29
	51.0	220.0	MDF 1700L2D	J32

(蓝色文字：扁平刀头 机夹式)

●刃径ø17.0～ø17.5mm

刃径 DC	有效长度 LU	全长 OAL	型号	页码
17.0	57.0	136.6	SMDT 1700 MFS+SMDH 170-3D	J124
	57.0	136.6	SMDT 1700 MFS+SMDH 170-3DF	J122
	57.0	136.6	SMDT 1700 MFS+SMDH 170M	J120
	60.0	139.6	SMDT 1700 MTL/MSL/MEL+SMDH 170-3D	J116
	60.0	139.6	SMDT 1700 MTL/MSL/MEL+SMDH 170-3DF	J114
	60.0	139.6	SMDT 1700 MTL/MSL/MEL+SMDH 170M	J112
	62.6	155.1	MDE 1700S17H03	J24
	62.6	155.1	MDW 1700HX3	J67
	63.0	155.5	MDW 1700HGS3	J48
	75.7	170.2	MDE 1700S17E04	J16
	92.0	171.6	SMDT 1700 MFS+SMDH 170-5D	J124
	92.0	171.6	SMDT 1700 MFS+SMDH 170-5DF	J122
	92.0	171.6	SMDT 1700 MFS+SMDH 170L	J120
	95.0	174.6	SMDT 1700 MTL/MSL/MEL+SMDH 170-5D	J116
	95.0	174.6	SMDT 1700 MTL/MSL/MEL+SMDH 170-5DF	J114
	95.0	174.6	SMDT 1700 MTL/MSL/MEL+SMDH 170L	J112
	113.6	206.1	MDE 1700S17H05	J24
	113.6	206.1	MDW 1700HX5	J67
	114.0	206.5	MDW 1700HGS5	J48
	145.0	221.6	SMDT 1700 MFS+SMDH 170-8D	J124
	145.0	221.6	SMDT 1700 MFS+SMDH 170-8DF	J122
	145.0	221.6	SMDT 1700 MFS+SMDH 170D	J120
	148.0	224.6	SMDT 1700 MTL/MSL/MEL+SMDH 170-8D	J116
	148.0	224.6	SMDT 1700 MTL/MSL/MEL+SMDH 170-8DF	J114
	148.0	224.6	SMDT 1700 MTL/MSL/MEL+SMDH 170D	J112
	204.0	275.1	SMDT 1700 MFS+SMDH 170-12D	J124
	207.0	278.1	SMDT 1700 MTL/MSL/MEL+SMDH 170-12D	J116
17.1	34.0	104.4	SMDT 1710 MTL/MSL/MEL+SMDH 170-1.5D	J116
	34.0	104.4	SMDT 1710 MTL/MSL/MEL+SMDH 170-1.5DF	J114
	60.0	139.6	SMDT 1710 MTL/MSL/MEL+SMDH 170-3D	J116
	60.0	139.6	SMDT 1710 MTL/MSL/MEL+SMDH 170-3DF	J114
	60.0	139.6	SMDT 1710 MTL/MSL/MEL+SMDH 170M	J112
	65.0	161.1	MDW 1710HX3	J67
	95.0	174.6	SMDT 1710 MTL/MSL/MEL+SMDH 170-5D	J116
	95.0	174.6	SMDT 1710 MTL/MSL/MEL+SMDH 170-5DF	J114
	95.0	174.6	SMDT 1710 MTL/MSL/MEL+SMDH 170L	J112
	117.5	217.1	MDW 1710HX5	J67
	148.0	224.6	SMDT 1710 MTL/MSL/MEL+SMDH 170-8D	J116
	148.0	224.6	SMDT 1710 MTL/MSL/MEL+SMDH 170-8DF	J114
	148.0	224.6	SMDT 1710 MTL/MSL/MEL+SMDH 170D	J112
	170.0	269.1	MDW 1710HX8	J67
	207.0	278.1	SMDT 1710 MTL/MSL/MEL+SMDH 170-12D	J116
17.2	34.0	104.4	SMDT 1720 MTL/MSL/MEL+SMDH 170-1.5D	J116
	34.0	104.4	SMDT 1720 MTL/MSL/MEL+SMDH 170-1.5DF	J114
	60.0	139.6	SMDT 1720 MTL/MSL/MEL+SMDH 170-3D	J116
	60.0	139.6	SMDT 1720 MTL/MSL/MEL+SMDH 170-3DF	J114
	60.0	139.6	SMDT 1720 MTL/MSL/MEL+SMDH 170M	J112
	95.0	174.6	SMDT 1720 MTL/MSL/MEL+SMDH 170-5D	J116
	95.0	174.6	SMDT 1720 MTL/MSL/MEL+SMDH 170-5DF	J114
	95.0	174.6	SMDT 1720 MTL/MSL/MEL+SMDH 170L	J112
	148.0	224.6	SMDT 1720 MTL/MSL/MEL+SMDH 170-8D	J116
	148.0	224.6	SMDT 1720 MTL/MSL/MEL+SMDH 170-8DF	J114
	148.0	224.6	SMDT 1720 MTL/MSL/MEL+SMDH 170D	J112
	207.0	278.1	SMDT 1720 MTL/MSL/MEL+SMDH 170-12D	J116
17.3	34.0	104.4	SMDT 1730 MTL/MSL/MEL+SMDH 170-1.5D	J116
	34.0	104.4	SMDT 1730 MTL/MSL/MEL+SMDH 170-1.5DF	J114
	60.0	139.6	SMDT 1730 MTL/MSL/MEL+SMDH 170-3D	J116
	60.0	139.6	SMDT 1730 MTL/MSL/MEL+SMDH 170-3DF	J114
	60.0	139.6	SMDT 1730 MTL/MSL/MEL+SMDH 170M	J112
	95.0	174.6	SMDT 1730 MTL/MSL/MEL+SMDH 170-5D	J116
	95.0	174.6	SMDT 1730 MTL/MSL/MEL+SMDH 170-5DF	J114
	95.0	174.6	SMDT 1730 MTL/MSL/MEL+SMDH 170L	J112
	148.0	224.6	SMDT 1730 MTL/MSL/MEL+SMDH 170-8D	J116
	148.0	224.6	SMDT 1730 MTL/MSL/MEL+SMDH 170-8DF	J114
	148.0	224.6	SMDT 1730 MTL/MSL/MEL+SMDH 170D	J112
	207.0	278.1	SMDT 1730 MTL/MSL/MEL+SMDH 170-12D	J116
17.4	34.0	104.4	SMDT 1740 MTL/MSL/MEL+SMDH 170-1.5D	J116
	34.0	104.4	SMDT 1740 MTL/MSL/MEL+SMDH 170-1.5DF	J114
	60.0	139.6	SMDT 1740 MTL/MSL/MEL+SMDH 170-3D	J116
	60.0	139.6	SMDT 1740 MTL/MSL/MEL+SMDH 170-3DF	J114
	60.0	139.6	SMDT 1740 MTL/MSL/MEL+SMDH 170M	J112
	95.0	174.6	SMDT 1740 MTL/MSL/MEL+SMDH 170-5D	J116
	95.0	174.6	SMDT 1740 MTL/MSL/MEL+SMDH 170-5DF	J114
	95.0	174.6	SMDT 1740 MTL/MSL/MEL+SMDH 170L	J112
	148.0	224.6	SMDT 1740 MTL/MSL/MEL+SMDH 170-8D	J116
	148.0	224.6	SMDT 1740 MTL/MSL/MEL+SMDH 170-8DF	J114
	148.0	224.6	SMDT 1740 MTL/MSL/MEL+SMDH 170D	J112
	207.0	278.1	SMDT 1740 MTL/MSL/MEL+SMDH 170-12D	J116
17.5	31.0	101.4	SMDT 1750 MFS+SMDH 170-1.5D	J124
	31.0	101.4	SMDT 1750 MFS+SMDH 170-1.5DF	J122

(蓝色文字：扁平刀头 机夹式)

●刃径ø17.5～ø17.9mm

刃径 DC	有效长度 LU	全长 OAL	型号	页码
17.5	34.0	104.4	SMDT 1750 MTL/MSL/MEL+SMDH 170-1.5D	J116
	34.0	104.4	SMDT 1750 MTL/MSL/MEL+SMDH 170-1.5DF	J114
	35.0	123.2	MDE 1750S18E02	J16
	52.5	130.0	MDF 1750S2D	J29
	52.5	230.0	MDF 1750L2D	J32
	57.0	136.6	SMDT 1750 MFS+SMDH 170-3D	J124
	57.0	136.6	SMDT 1750 MFS+SMDH 170-3DF	J122
	57.0	136.6	SMDT 1750 MFS+SMDH 170M	J120
	60.0	139.6	SMDT 1750 MTL/MSL/MEL+SMDH 170-3D	J116
	60.0	139.6	SMDT 1750 MTL/MSL/MEL+SMDH 170-3DF	J114
	60.0	139.6	SMDT 1750 MTL/MSL/MEL+SMDH 170M	J112
	64.5	161.2	MDE 1750S18H03	J24
	64.5	161.2	MDW 1750HX3	J68
	64.9	161.6	MDW 1750HGS3	J48
	77.0	170.2	MDE 1750S18E04	J16
	92.0	171.6	SMDT 1750 MFS+SMDH 170-5D	J124
	92.0	171.6	SMDT 1750 MFS+SMDH 170-5DF	J122
	92.0	171.6	SMDT 1750 MFS+SMDH 170L	J120
	95.0	174.6	SMDT 1750 MTL/MSL/MEL+SMDH 170-5D	J116
	95.0	174.6	SMDT 1750 MTL/MSL/MEL+SMDH 170-5DF	J114
	95.0	174.6	SMDT 1750 MTL/MSL/MEL+SMDH 170L	J112
	116.9	217.3	MDE 1750S18H05	J24
	117.0	217.2	MDW 1750HX5	J68
	117.4	217.6	MDW 1750HGS5	J48
	145.0	221.6	SMDT 1750 MFS+SMDH 170-8D	J124
	145.0	221.6	SMDT 1750 MFS+SMDH 170-8DF	J122
	145.0	221.6	SMDT 1750 MFS+SMDH 170D	J120
	148.0	224.6	SMDT 1750 MTL/MSL/MEL+SMDH 170-8D	J116
	148.0	224.6	SMDT 1750 MTL/MSL/MEL+SMDH 170-8DF	J114
	148.0	224.6	SMDT 1750 MTL/MSL/MEL+SMDH 170D	J112
	204.0	275.1	SMDT 1750 MFS+SMDH 170-12D	J124
	207.0	278.1	SMDT 1750 MTL/MSL/MEL+SMDH 170-12D	J116
17.6	36.0	107.1	SMDT 1760 MTL/MSL/MEL+SMDH 180-1.5D	J116
	36.0	107.1	SMDT 1760 MTL/MSL/MEL+SMDH 180-1.5DF	J114
	63.0	144.8	SMDT 1760 MTL/MSL/MEL+SMDH 180-3D	J116
	63.0	144.8	SMDT 1760 MTL/MSL/MEL+SMDH 180-3DF	J114
	63.0	144.8	SMDT 1760 MTL/MSL/MEL+SMDH 180M	J112
	100.0	179.8	SMDT 1760 MTL/MSL/MEL+SMDH 180-5D	J116
	100.0	179.8	SMDT 1760 MTL/MSL/MEL+SMDH 180-5DF	J114
	100.0	179.8	SMDT 1760 MTL/MSL/MEL+SMDH 180L	J112
	156.0	229.8	SMDT 1760 MTL/MSL/MEL+SMDH 180-8D	J116
	156.0	229.8	SMDT 1760 MTL/MSL/MEL+SMDH 180-8DF	J114
	156.0	229.8	SMDT 1760 MTL/MSL/MEL+SMDH 180D	J112
	219.0	290.5	SMDT 1760 MTL/MSL/MEL+SMDH 180-12D	J116
17.7	36.0	107.1	SMDT 1770 MTL/MSL/MEL+SMDH 180-1.5D	J116
	36.0	107.1	SMDT 1770 MTL/MSL/MEL+SMDH 180-1.5DF	J114
	63.0	144.8	SMDT 1770 MTL/MSL/MEL+SMDH 180-3D	J116
	63.0	144.8	SMDT 1770 MTL/MSL/MEL+SMDH 180-3DF	J114
	63.0	144.8	SMDT 1770 MTL/MSL/MEL+SMDH 180M	J112
	100.0	179.8	SMDT 1770 MTL/MSL/MEL+SMDH 180-5D	J116
	100.0	179.8	SMDT 1770 MTL/MSL/MEL+SMDH 180-5DF	J114
	100.0	179.8	SMDT 1770 MTL/MSL/MEL+SMDH 180L	J112
	156.0	229.8	SMDT 1770 MTL/MSL/MEL+SMDH 180-8D	J116
	156.0	229.8	SMDT 1770 MTL/MSL/MEL+SMDH 180-8DF	J114
	156.0	229.8	SMDT 1770 MTL/MSL/MEL+SMDH 180D	J112
	219.0	290.5	SMDT 1770 MTL/MSL/MEL+SMDH 180-12D	J116
17.8	36.0	107.1	SMDT 1780 MTL/MSL/MEL+SMDH 180-1.5D	J116
	36.0	107.1	SMDT 1780 MTL/MSL/MEL+SMDH 180-1.5DF	J114
	63.0	144.8	SMDT 1780 MTL/MSL/MEL+SMDH 180-3D	J116
	63.0	144.8	SMDT 1780 MTL/MSL/MEL+SMDH 180-3DF	J114
	63.0	144.8	SMDT 1780 MTL/MSL/MEL+SMDH 180M	J112
	100.0	179.8	SMDT 1780 MTL/MSL/MEL+SMDH 180-5D	J116
	100.0	179.8	SMDT 1780 MTL/MSL/MEL+SMDH 180-5DF	J114
	100.0	179.8	SMDT 1780 MTL/MSL/MEL+SMDH 180L	J112
	156.0	229.8	SMDT 1780 MTL/MSL/MEL+SMDH 180-8D	J116
	156.0	229.8	SMDT 1780 MTL/MSL/MEL+SMDH 180-8DF	J114
	156.0	229.8	SMDT 1780 MTL/MSL/MEL+SMDH 180D	J112
	219.0	290.5	SMDT 1780 MTL/MSL/MEL+SMDH 180-12D	J116
17.9	36.0	107.1	SMDT 1790 MTL/MSL/MEL+SMDH 180-1.5D	J116
	36.0	107.1	SMDT 1790 MTL/MSL/MEL+SMDH 180-1.5DF	J114
	63.0	144.8	SMDT 1790 MTL/MSL/MEL+SMDH 180-3D	J116
	63.0	144.8	SMDT 1790 MTL/MSL/MEL+SMDH 180-3DF	J114
	63.0	144.8	SMDT 1790 MTL/MSL/MEL+SMDH 180M	J112
	100.0	179.8	SMDT 1790 MTL/MSL/MEL+SMDH 180-5D	J116
	100.0	179.8	SMDT 1790 MTL/MSL/MEL+SMDH 180-5DF	J114
	100.0	179.8	SMDT 1790 MTL/MSL/MEL+SMDH 180L	J112
	156.0	229.8	SMDT 1790 MTL/MSL/MEL+SMDH 180-8D	J116
	156.0	229.8	SMDT 1790 MTL/MSL/MEL+SMDH 180-8DF	J114
	156.0	229.8	SMDT 1790 MTL/MSL/MEL+SMDH 180D	J112
	219.0	290.5	SMDT 1790 MTL/MSL/MEL+SMDH 180-12D	J116

(蓝色文字：扁平刀头 机夹式)

有效长度(LU)为可使用长度的参考标准，加工时请根据沟槽长度(LCF)考虑切屑排出量进行使用。

不同刃径的有效长度一览

●刃径ø18.0～ø18.4mm

刃径 DC	有效长度 LU	全长 OAL	型号	页码
18.0	32.0	104.0	SMDT 1800 MFS+SMDH 180-1.5D	J124
	32.0	104.0	SMDT 1800 MFS+SMDH 180-1.5DF	J122
	35.3	123.3	MDE 1800S18E02	J16
	36.0	107.1	SMDT 1800 MTL/MSL/MEL+SMDH 180-1.5D	J116
	36.0	107.1	SMDT 1800 MTL/MSL/MEL+SMDH 180-1.5DF	J114
	54.0	130.0	MDF 1800S2D	J29
	54.0	230.0	MDF 1800L2D	J32
	54.0	230.0	MDF 1800L2D-S16	J32
	60.0	141.7	SMDT 1800 MFS+SMDH 180-3D	J124
	60.0	141.7	SMDT 1800 MFS+SMDH 180-3DF	J122
	60.0	141.7	SMDT 1800 MFS+SMDH 180M	J120
	63.0	144.8	SMDT 1800 MTL/MSL/MEL+SMDH 180-3D	J116
	63.0	144.8	SMDT 1800 MTL/MSL/MEL+SMDH 180-3DF	J114
	63.0	144.8	SMDT 1800 MTL/MSL/MEL+SMDH 180M	J112
	66.3	161.3	MDE 1800S18H03	J24
	66.3	161.3	MDW 1800HX3	J68
	66.7	161.7	MDW 1800HGS3	J48
	78.3	170.3	MDE 1800S18E04	J16
	97.0	176.7	SMDT 1800 MFS+SMDH 180-5D	J124
	97.0	176.7	SMDT 1800 MFS+SMDH 180-5DF	J122
	97.0	176.7	SMDT 1800 MFS+SMDH 180L	J120
	100.0	179.8	SMDT 1800 MTL/MSL/MEL+SMDH 180-5D	J116
	100.0	179.8	SMDT 1800 MTL/MSL/MEL+SMDH 180-5DF	J114
	100.0	179.8	SMDT 1800 MTL/MSL/MEL+SMDH 180L	J112
	120.3	217.3	MDE 1800S18H05	J24
	120.3	217.3	MDW 1800HX5	J68
	120.7	217.7	MDW 1800HGS5	J48
	153.0	226.7	SMDT 1800 MFS+SMDH 180-8D	J124
	153.0	226.7	SMDT 1800 MFS+SMDH 180-8DF	J122
	153.0	226.7	SMDT 1800 MFS+SMDH 180D	J120
	156.0	229.8	SMDT 1800 MTL/MSL/MEL+SMDH 180-8D	J116
	156.0	229.8	SMDT 1800 MTL/MSL/MEL+SMDH 180-8DF	J114
	156.0	229.8	SMDT 1800 MTL/MSL/MEL+SMDH 180D	J112
	216.0	287.4	SMDT 1800 MFS+SMDH 180-12D	J124
	219.0	290.5	SMDT 1800 MTL/MSL/MEL+SMDH 180-12D	J116
18.1	36.0	107.1	SMDT 1810 MTL/MSL/MEL+SMDH 180-1.5D	J116
	36.0	107.1	SMDT 1810 MTL/MSL/MEL+SMDH 180-1.5DF	J114
	63.0	144.8	SMDT 1810 MTL/MSL/MEL+SMDH 180-3D	J116
	63.0	144.8	SMDT 1810 MTL/MSL/MEL+SMDH 180-3DF	J114
	63.0	144.8	SMDT 1810 MTL/MSL/MEL+SMDH 180M	J112
	100.0	179.8	SMDT 1810 MTL/MSL/MEL+SMDH 180-5D	J116
	100.0	179.8	SMDT 1810 MTL/MSL/MEL+SMDH 180-5DF	J114
	100.0	179.8	SMDT 1810 MTL/MSL/MEL+SMDH 180L	J112
	156.0	229.8	SMDT 1810 MTL/MSL/MEL+SMDH 180-8D	J116
	156.0	229.8	SMDT 1810 MTL/MSL/MEL+SMDH 180-8DF	J114
	156.0	229.8	SMDT 1810 MTL/MSL/MEL+SMDH 180D	J112
	219.0	290.5	SMDT 1810 MTL/MSL/MEL+SMDH 180-12D	J116
18.2	36.0	107.1	SMDT 1820 MTL/MSL/MEL+SMDH 180-1.5D	J116
	36.0	107.1	SMDT 1820 MTL/MSL/MEL+SMDH 180-1.5DF	J114
	63.0	144.8	SMDT 1820 MTL/MSL/MEL+SMDH 180-3D	J116
	63.0	144.8	SMDT 1820 MTL/MSL/MEL+SMDH 180-3DF	J114
	63.0	144.8	SMDT 1820 MTL/MSL/MEL+SMDH 180M	J112
	100.0	179.8	SMDT 1820 MTL/MSL/MEL+SMDH 180-5D	J116
	100.0	179.8	SMDT 1820 MTL/MSL/MEL+SMDH 180-5DF	J114
	100.0	179.8	SMDT 1820 MTL/MSL/MEL+SMDH 180L	J112
	156.0	229.8	SMDT 1820 MTL/MSL/MEL+SMDH 180-8D	J116
	156.0	229.8	SMDT 1820 MTL/MSL/MEL+SMDH 180-8DF	J114
	156.0	229.8	SMDT 1820 MTL/MSL/MEL+SMDH 180D	J112
	219.0	290.5	SMDT 1820 MTL/MSL/MEL+SMDH 180-12D	J116
18.3	36.0	107.1	SMDT 1830 MTL/MSL/MEL+SMDH 180-1.5D	J116
	36.0	107.1	SMDT 1830 MTL/MSL/MEL+SMDH 180-1.5DF	J114
	63.0	144.8	SMDT 1830 MTL/MSL/MEL+SMDH 180-3D	J116
	63.0	144.8	SMDT 1830 MTL/MSL/MEL+SMDH 180-3DF	J114
	63.0	144.8	SMDT 1830 MTL/MSL/MEL+SMDH 180M	J112
	100.0	179.8	SMDT 1830 MTL/MSL/MEL+SMDH 180-5D	J116
	100.0	179.8	SMDT 1830 MTL/MSL/MEL+SMDH 180-5DF	J114
	100.0	179.8	SMDT 1830 MTL/MSL/MEL+SMDH 180L	J112
	156.0	229.8	SMDT 1830 MTL/MSL/MEL+SMDH 180-8D	J116
	156.0	229.8	SMDT 1830 MTL/MSL/MEL+SMDH 180-8DF	J114
	156.0	229.8	SMDT 1830 MTL/MSL/MEL+SMDH 180D	J112
	219.0	290.5	SMDT 1830 MTL/MSL/MEL+SMDH 180-12D	J116
18.4	36.0	107.1	SMDT 1840 MTL/MSL/MEL+SMDH 180-1.5D	J116
	36.0	107.1	SMDT 1840 MTL/MSL/MEL+SMDH 180-1.5DF	J114
	63.0	144.8	SMDT 1840 MTL/MSL/MEL+SMDH 180-3D	J116
	63.0	144.8	SMDT 1840 MTL/MSL/MEL+SMDH 180-3DF	J114
	63.0	144.8	SMDT 1840 MTL/MSL/MEL+SMDH 180M	J112
	100.0	179.8	SMDT 1840 MTL/MSL/MEL+SMDH 180-5D	J116
	100.0	179.8	SMDT 1840 MTL/MSL/MEL+SMDH 180-5DF	J114
	100.0	179.8	SMDT 1840 MTL/MSL/MEL+SMDH 180L	J112
	156.0	229.8	SMDT 1840 MTL/MSL/MEL+SMDH 180-8D	J116

(蓝色文字：扁平刀头　机夹式)

●刃径ø18.4～ø18.9mm

刃径 DC	有效长度 LU	全长 OAL	型号	页码
18.4	156.0	229.8	SMDT 1840 MTL/MSL/MEL+SMDH 180-8DF	J114
	156.0	229.8	SMDT 1840 MTL/MSL/MEL+SMDH 180D	J112
	219.0	290.5	SMDT 1840 MTL/MSL/MEL+SMDH 180-12D	J116
18.5	32.0	104.0	SMDT 1850 MFS+SMDH 180-1.5D	J124
	32.0	104.0	SMDT 1850 MFS+SMDH 180-1.5DF	J122
	34.7	126.4	MDE 1850S19E02	J16
	36.0	107.1	SMDT 1850 MTL/MSL/MEL+SMDH 180-1.5D	J116
	36.0	107.1	SMDT 1850 MTL/MSL/MEL+SMDH 180-1.5DF	J114
	55.5	140.0	MDF 1850S2D	J29
	55.5	240.0	MDF 1850L2D	J32
	60.0	141.7	SMDT 1850 MFS+SMDH 180-3D	J124
	60.0	141.7	SMDT 1850 MFS+SMDH 180-3DF	J122
	60.0	141.7	SMDT 1850 MFS+SMDH 180M	J120
	63.0	144.8	SMDT 1850 MTL/MSL/MEL+SMDH 180-3D	J116
	63.0	144.8	SMDT 1850 MTL/MSL/MEL+SMDH 180-3DF	J114
	63.0	144.8	SMDT 1850 MTL/MSL/MEL+SMDH 180M	J112
	68.2	167.4	MDE 1850S19H03	J24
	68.2	167.4	MDW 1850HX3	J68
	68.6	167.8	MDW 1850HGS3	J48
	79.7	182.4	MDE 1850S19E04	J16
	97.0	176.7	SMDT 1850 MFS+SMDH 180-5D	J124
	97.0	176.7	SMDT 1850 MFS+SMDH 180-5DF	J122
	97.0	176.7	SMDT 1850 MFS+SMDH 180L	J120
	100.0	179.8	SMDT 1850 MTL/MSL/MEL+SMDH 180-5D	J116
	100.0	179.8	SMDT 1850 MTL/MSL/MEL+SMDH 180-5DF	J114
	100.0	179.8	SMDT 1850 MTL/MSL/MEL+SMDH 180L	J112
	123.6	224.4	MDE 1850S19H05	J24
	123.7	224.4	MDW 1850HX5	J68
	124.1	224.8	MDW 1850HGS5	J48
	153.0	226.7	SMDT 1850 MFS+SMDH 180-8D	J124
	153.0	226.7	SMDT 1850 MFS+SMDH 180-8DF	J122
	153.0	226.7	SMDT 1850 MFS+SMDH 180D	J120
	156.0	229.8	SMDT 1850 MTL/MSL/MEL+SMDH 180-8D	J116
	156.0	229.8	SMDT 1850 MTL/MSL/MEL+SMDH 180-8DF	J114
	156.0	229.8	SMDT 1850 MTL/MSL/MEL+SMDH 180D	J112
	216.0	287.4	SMDT 1850 MFS+SMDH 180-12D	J124
	219.0	290.5	SMDT 1850 MTL/MSL/MEL+SMDH 180-12D	J116
18.6	37.0	114.8	SMDT 1860 MTL/MSL/MEL+SMDH 190-1.5D	J116
	37.0	114.8	SMDT 1860 MTL/MSL/MEL+SMDH 190-1.5DF	J114
	67.0	160.0	SMDT 1860 MTL/MSL/MEL+SMDH 190-3D	J116
	67.0	160.0	SMDT 1860 MTL/MSL/MEL+SMDH 190-3DF	J114
	67.0	160.0	SMDT 1860 MTL/MSL/MEL+SMDH 190M	J112
	106.0	195.0	SMDT 1860 MTL/MSL/MEL+SMDH 190-5D	J116
	106.0	195.0	SMDT 1860 MTL/MSL/MEL+SMDH 190-5DF	J114
	106.0	195.0	SMDT 1860 MTL/MSL/MEL+SMDH 190L	J112
	164.0	255.0	SMDT 1860 MTL/MSL/MEL+SMDH 190-8D	J116
	164.0	255.0	SMDT 1860 MTL/MSL/MEL+SMDH 190-8DF	J114
	164.0	255.0	SMDT 1860 MTL/MSL/MEL+SMDH 190D	J112
	231.0	309.1	SMDT 1860 MTL/MSL/MEL+SMDH 190-12D	J116
18.7	37.0	114.8	SMDT 1870 MTL/MSL/MEL+SMDH 190-1.5D	J116
	37.0	114.8	SMDT 1870 MTL/MSL/MEL+SMDH 190-1.5DF	J114
	67.0	160.0	SMDT 1870 MTL/MSL/MEL+SMDH 190-3D	J116
	67.0	160.0	SMDT 1870 MTL/MSL/MEL+SMDH 190-3DF	J114
	67.0	160.0	SMDT 1870 MTL/MSL/MEL+SMDH 190M	J112
	106.0	195.0	SMDT 1870 MTL/MSL/MEL+SMDH 190-5D	J116
	106.0	195.0	SMDT 1870 MTL/MSL/MEL+SMDH 190-5DF	J114
	106.0	195.0	SMDT 1870 MTL/MSL/MEL+SMDH 190L	J112
	164.0	255.0	SMDT 1870 MTL/MSL/MEL+SMDH 190-8D	J116
	164.0	255.0	SMDT 1870 MTL/MSL/MEL+SMDH 190-8DF	J114
	164.0	255.0	SMDT 1870 MTL/MSL/MEL+SMDH 190D	J112
	231.0	309.1	SMDT 1870 MTL/MSL/MEL+SMDH 190-12D	J116
18.8	37.0	114.8	SMDT 1880 MTL/MSL/MEL+SMDH 190-1.5D	J116
	37.0	114.8	SMDT 1880 MTL/MSL/MEL+SMDH 190-1.5DF	J114
	67.0	160.0	SMDT 1880 MTL/MSL/MEL+SMDH 190-3D	J116
	67.0	160.0	SMDT 1880 MTL/MSL/MEL+SMDH 190-3DF	J114
	67.0	160.0	SMDT 1880 MTL/MSL/MEL+SMDH 190M	J112
	106.0	195.0	SMDT 1880 MTL/MSL/MEL+SMDH 190-5D	J116
	106.0	195.0	SMDT 1880 MTL/MSL/MEL+SMDH 190-5DF	J114
	106.0	195.0	SMDT 1880 MTL/MSL/MEL+SMDH 190L	J112
	164.0	255.0	SMDT 1880 MTL/MSL/MEL+SMDH 190-8D	J116
	164.0	255.0	SMDT 1880 MTL/MSL/MEL+SMDH 190-8DF	J114
	164.0	255.0	SMDT 1880 MTL/MSL/MEL+SMDH 190D	J112
	231.0	309.1	SMDT 1880 MTL/MSL/MEL+SMDH 190-12D	J116
18.9	37.0	114.8	SMDT 1890 MTL/MSL/MEL+SMDH 190-1.5D	J116
	37.0	114.8	SMDT 1890 MTL/MSL/MEL+SMDH 190-1.5DF	J114
	67.0	160.0	SMDT 1890 MTL/MSL/MEL+SMDH 190-3D	J116
	67.0	160.0	SMDT 1890 MTL/MSL/MEL+SMDH 190-3DF	J114
	67.0	160.0	SMDT 1890 MTL/MSL/MEL+SMDH 190M	J112
	106.0	195.0	SMDT 1890 MTL/MSL/MEL+SMDH 190-5D	J116
	106.0	195.0	SMDT 1890 MTL/MSL/MEL+SMDH 190-5DF	J114

(蓝色文字：扁平刀头　机夹式)

●刃径ø18.9～ø19.4mm

刃径 DC	有效长度 LU	全长 OAL	型号	页码
18.9	106.0	195.0	SMDT 1890 MTL/MSL/MEL+SMDH 190L	J112
	164.0	255.0	SMDT 1890 MTL/MSL/MEL+SMDH 190-8D	J116
	164.0	255.0	SMDT 1890 MTL/MSL/MEL+SMDH 190-8DF	J114
	164.0	255.0	SMDT 1890 MTL/MSL/MEL+SMDH 190D	J112
	231.0	309.1	SMDT 1890 MTL/MSL/MEL+SMDH 190-12D	J116
19.0	34.0	111.4	SMDT 1900 MFS+SMDH 190-1.5D	J124
	34.0	111.4	SMDT 1900 MFS+SMDH 190-1.5DF	J122
	35.0	126.5	MDE 1900S19E02	J16
	37.0	114.8	SMDT 1900 MTL/MSL/MEL+SMDH 190-1.5D	J116
	37.0	114.8	SMDT 1900 MTL/MSL/MEL+SMDH 190-1.5DF	J114
	57.0	140.0	MDF 1900S2D	J29
	57.0	240.0	MDF 1900L2D	J32
	63.0	156.6	SMDT 1900 MFS+SMDH 190-3D	J124
	63.0	156.6	SMDT 1900 MFS+SMDH 190-3DF	J122
	63.0	156.6	SMDT 1900 MFS+SMDH 190M	J120
	67.0	160.0	SMDT 1900 MTL/MSL/MEL+SMDH 190-3D	J116
	67.0	160.0	SMDT 1900 MTL/MSL/MEL+SMDH 190-3DF	J114
	67.0	160.0	SMDT 1900 MTL/MSL/MEL+SMDH 190M	J112
	70.0	167.5	MDE 1900S19H03	J24
	70.0	167.5	MDW 1900HX3	J68
	70.4	167.9	MDW 1900HGS3	J48
	80.9	182.4	MDE 1900S19E04	J16
	102.0	191.6	SMDT 1900 MFS+SMDH 190-5D	J124
	102.0	191.6	SMDT 1900 MFS+SMDH 190-5DF	J122
	102.0	191.6	SMDT 1900 MFS+SMDH 190L	J120
	106.0	195.0	SMDT 1900 MTL/MSL/MEL+SMDH 190-5D	J116
	106.0	195.0	SMDT 1900 MTL/MSL/MEL+SMDH 190-5DF	J114
	106.0	195.0	SMDT 1900 MTL/MSL/MEL+SMDH 190L	J112
	127.0	224.5	MDE 1900S19H05	J24
	127.0	224.5	MDW 1900HX5	J68
	127.4	224.9	MDW 1900HGS5	J48
	161.0	251.6	SMDT 1900 MFS+SMDH 190-8D	J124
	161.0	251.6	SMDT 1900 MFS+SMDH 190-8DF	J122
	161.0	251.6	SMDT 1900 MFS+SMDH 190D	J120
	164.0	255.0	SMDT 1900 MTL/MSL/MEL+SMDH 190-8D	J116
	164.0	255.0	SMDT 1900 MTL/MSL/MEL+SMDH 190-8DF	J114
	164.0	255.0	SMDT 1900 MTL/MSL/MEL+SMDH 190D	J112
	228.0	305.7	SMDT 1900 MFS+SMDH 190-12D	J124
	231.0	309.1	SMDT 1900 MTL/MSL/MEL+SMDH 190-12D	J116
19.1	37.0	114.8	SMDT 1910 MTL/MSL/MEL+SMDH 190-1.5D	J116
	37.0	114.8	SMDT 1910 MTL/MSL/MEL+SMDH 190-1.5DF	J114
	67.0	160.0	SMDT 1910 MTL/MSL/MEL+SMDH 190-3D	J116
	67.0	160.0	SMDT 1910 MTL/MSL/MEL+SMDH 190-3DF	J114
	67.0	160.0	SMDT 1910 MTL/MSL/MEL+SMDH 190M	J112
	106.0	195.0	SMDT 1910 MTL/MSL/MEL+SMDH 190-5D	J116
	106.0	195.0	SMDT 1910 MTL/MSL/MEL+SMDH 190-5DF	J114
	106.0	195.0	SMDT 1910 MTL/MSL/MEL+SMDH 190L	J112
	164.0	255.0	SMDT 1910 MTL/MSL/MEL+SMDH 190-8D	J116
	164.0	255.0	SMDT 1910 MTL/MSL/MEL+SMDH 190-8DF	J114
	164.0	255.0	SMDT 1910 MTL/MSL/MEL+SMDH 190D	J112
	231.0	309.1	SMDT 1910 MTL/MSL/MEL+SMDH 190-12D	J116
19.2	37.0	114.8	SMDT 1920 MTL/MSL/MEL+SMDH 190-1.5D	J116
	37.0	114.8	SMDT 1920 MTL/MSL/MEL+SMDH 190-1.5DF	J114
	67.0	160.0	SMDT 1920 MTL/MSL/MEL+SMDH 190-3D	J116
	67.0	160.0	SMDT 1920 MTL/MSL/MEL+SMDH 190-3DF	J114
	67.0	160.0	SMDT 1920 MTL/MSL/MEL+SMDH 190M	J112
	106.0	195.0	SMDT 1920 MTL/MSL/MEL+SMDH 190-5D	J116
	106.0	195.0	SMDT 1920 MTL/MSL/MEL+SMDH 190-5DF	J114
	106.0	195.0	SMDT 1920 MTL/MSL/MEL+SMDH 190L	J112
	164.0	255.0	SMDT 1920 MTL/MSL/MEL+SMDH 190-8D	J116
	164.0	255.0	SMDT 1920 MTL/MSL/MEL+SMDH 190-8DF	J114
	164.0	255.0	SMDT 1920 MTL/MSL/MEL+SMDH 190D	J112
	231.0	309.1	SMDT 1920 MTL/MSL/MEL+SMDH 190-12D	J116
19.3	37.0	114.8	SMDT 1930 MTL/MSL/MEL+SMDH 190-1.5D	J116
	37.0	114.8	SMDT 1930 MTL/MSL/MEL+SMDH 190-1.5DF	J114
	67.0	160.0	SMDT 1930 MTL/MSL/MEL+SMDH 190-3D	J116
	67.0	160.0	SMDT 1930 MTL/MSL/MEL+SMDH 190-3DF	J114
	67.0	160.0	SMDT 1930 MTL/MSL/MEL+SMDH 190M	J112
	106.0	195.0	SMDT 1930 MTL/MSL/MEL+SMDH 190-5D	J116
	106.0	195.0	SMDT 1930 MTL/MSL/MEL+SMDH 190-5DF	J114
	106.0	195.0	SMDT 1930 MTL/MSL/MEL+SMDH 190L	J112
	164.0	255.0	SMDT 1930 MTL/MSL/MEL+SMDH 190-8D	J116
	164.0	255.0	SMDT 1930 MTL/MSL/MEL+SMDH 190-8DF	J114
	164.0	255.0	SMDT 1930 MTL/MSL/MEL+SMDH 190D	J112
	231.0	309.1	SMDT 1930 MTL/MSL/MEL+SMDH 190-12D	J116
19.4	37.0	114.8	SMDT 1940 MTL/MSL/MEL+SMDH 190-1.5D	J116
	37.0	114.8	SMDT 1940 MTL/MSL/MEL+SMDH 190-1.5DF	J114
	67.0	160.0	SMDT 1940 MTL/MSL/MEL+SMDH 190-3D	J116
	67.0	160.0	SMDT 1940 MTL/MSL/MEL+SMDH 190-3DF	J114
	67.0	160.0	SMDT 1940 MTL/MSL/MEL+SMDH 190M	J112

(蓝色文字：扁平刀头　机夹式)

有效长度(LU)为可使用长度的参考标准，加工时请根据沟槽长度(LCF)考虑切屑排出量进行使用。

不同刃径的有效长度一览

●刃径ø19.4～ø19.9mm

刃径 DC	有效长度 LU	全长 OAL	型号	页码
19.4	106.0	195.0	SMDT 1940 MTL/MSL/MEL+SMDH 190-5D	J116
	106.0	195.0	SMDT 1940 MTL/MSL/MEL+SMDH 190-5DF	J114
	106.0	195.0	SMDT 1940 MTL/MSL/MEL+SMDH 190L	J112
	164.0	255.0	SMDT 1940 MTL/MSL/MEL+SMDH 190-8D	J116
	164.0	255.0	SMDT 1940 MTL/MSL/MEL+SMDH 190-8DF	J114
	164.0	255.0	SMDT 1940 MTL/MSL/MEL+SMDH 190D	J112
	231.0	309.1	SMDT 1940 MTL/MSL/MEL+SMDH 190-12D	J116
19.5	34.0	111.4	SMDT 1950 MFS+SMDH 190-1.5D	J124
	34.0	111.4	SMDT 1950 MFS+SMDH 190-1.5DF	J122
	35.3	130.5	MDE 1950S20E02	J16
	37.0	114.8	SMDT 1950 MTL/MSL/MEL+SMDH 190-1.5D	J116
	37.0	114.8	SMDT 1950 MTL/MSL/MEL+SMDH 190-1.5DF	J114
	58.5	140.0	MDF 1950S2D	J29
	58.5	250.0	MDF 1950L2D	J32
	63.0	156.6	SMDT 1950 MFS+SMDH 190-3D	J124
	63.0	156.6	SMDT 1950 MFS+SMDH 190-3DF	J122
	63.0	156.6	SMDT 1950 MFS+SMDH 190M	J120
	67.0	160.0	SMDT 1950 MTL/MSL/MEL+SMDH 190-3D	J116
	67.0	160.0	SMDT 1950 MTL/MSL/MEL+SMDH 190-3DF	J114
	67.0	160.0	SMDT 1950 MTL/MSL/MEL+SMDH 190M	J112
	71.8	173.5	MDE 1950S20H03	J24
	71.8	173.5	MDW 1950HX3	J68
	72.3	174.0	MDW 1950HGS3	J48
	84.3	182.5	MDE 1950S20E04	J16
	102.0	191.6	SMDT 1950 MFS+SMDH 190-5D	J124
	102.0	191.6	SMDT 1950 MFS+SMDH 190-5DF	J122
	102.0	191.6	SMDT 1950 MFS+SMDH 190L	J120
	106.0	195.0	SMDT 1950 MTL/MSL/MEL+SMDH 190-5D	J116
	106.0	195.0	SMDT 1950 MTL/MSL/MEL+SMDH 190-5DF	J114
	106.0	195.0	SMDT 1950 MTL/MSL/MEL+SMDH 190L	J112
	130.3	233.5	MDE 1950S20H05	J24
	130.3	233.5	MDW 1950HX5	J68
	130.8	234.0	MDW 1950HGS5	J48
	161.0	251.6	SMDT 1950 MFS+SMDH 190-8D	J124
	161.0	251.6	SMDT 1950 MFS+SMDH 190-8DF	J122
	161.0	251.6	SMDT 1950 MFS+SMDH 190D	J120
	164.0	255.0	SMDT 1950 MTL/MSL/MEL+SMDH 190-8D	J116
	164.0	255.0	SMDT 1950 MTL/MSL/MEL+SMDH 190-8DF	J114
	164.0	255.0	SMDT 1950 MTL/MSL/MEL+SMDH 190D	J112
	228.0	305.7	SMDT 1950 MFS+SMDH 190-12D	J124
	231.0	309.1	SMDT 1950 MTL/MSL/MEL+SMDH 190-12D	J116
19.6	39.0	117.4	SMDT 1960 MTL/MSL/MEL+SMDH 200-1.5D	J116
	39.0	117.4	SMDT 1960 MTL/MSL/MEL+SMDH 200-1.5DF	J114
	70.0	160.1	SMDT 1960 MTL/MSL/MEL+SMDH 200-3D	J116
	70.0	160.1	SMDT 1960 MTL/MSL/MEL+SMDH 200-3DF	J114
	70.0	160.1	SMDT 1960 MTL/MSL/MEL+SMDH 200M	J112
	111.0	200.1	SMDT 1960 MTL/MSL/MEL+SMDH 200-5D	J116
	111.0	200.1	SMDT 1960 MTL/MSL/MEL+SMDH 200-5DF	J114
	111.0	200.1	SMDT 1960 MTL/MSL/MEL+SMDH 200L	J112
	172.0	265.1	SMDT 1960 MTL/MSL/MEL+SMDH 200-8D	J116
	172.0	265.1	SMDT 1960 MTL/MSL/MEL+SMDH 200-8DF	J114
	172.0	265.1	SMDT 1960 MTL/MSL/MEL+SMDH 200D	J112
	243.0	321.4	SMDT 1960 MTL/MSL/MEL+SMDH 200-12D	J116
19.7	39.0	117.4	SMDT 1970 MTL/MSL/MEL+SMDH 200-1.5D	J116
	39.0	117.4	SMDT 1970 MTL/MSL/MEL+SMDH 200-1.5DF	J114
	70.0	160.1	SMDT 1970 MTL/MSL/MEL+SMDH 200-3D	J116
	70.0	160.1	SMDT 1970 MTL/MSL/MEL+SMDH 200-3DF	J114
	70.0	160.1	SMDT 1970 MTL/MSL/MEL+SMDH 200M	J112
	88.1	182.6	MDE 1970S20E04	J16
	111.0	200.1	SMDT 1970 MTL/MSL/MEL+SMDH 200-5D	J116
	111.0	200.1	SMDT 1970 MTL/MSL/MEL+SMDH 200-5DF	J114
	111.0	200.1	SMDT 1970 MTL/MSL/MEL+SMDH 200L	J112
	172.0	265.1	SMDT 1970 MTL/MSL/MEL+SMDH 200-8D	J116
	172.0	265.1	SMDT 1970 MTL/MSL/MEL+SMDH 200-8DF	J114
	172.0	265.1	SMDT 1970 MTL/MSL/MEL+SMDH 200D	J112
	243.0	321.4	SMDT 1970 MTL/MSL/MEL+SMDH 200-12D	J116
19.8	39.0	117.4	SMDT 1980 MTL/MSL/MEL+SMDH 200-1.5D	J116
	39.0	117.4	SMDT 1980 MTL/MSL/MEL+SMDH 200-1.5DF	J114
	70.0	160.1	SMDT 1980 MTL/MSL/MEL+SMDH 200-3D	J116
	70.0	160.1	SMDT 1980 MTL/MSL/MEL+SMDH 200-3DF	J114
	70.0	160.1	SMDT 1980 MTL/MSL/MEL+SMDH 200M	J112
	111.0	200.1	SMDT 1980 MTL/MSL/MEL+SMDH 200-5D	J116
	111.0	200.1	SMDT 1980 MTL/MSL/MEL+SMDH 200-5DF	J114
	111.0	200.1	SMDT 1980 MTL/MSL/MEL+SMDH 200L	J112
	172.0	265.1	SMDT 1980 MTL/MSL/MEL+SMDH 200-8D	J116
	172.0	265.1	SMDT 1980 MTL/MSL/MEL+SMDH 200-8DF	J114
	172.0	265.1	SMDT 1980 MTL/MSL/MEL+SMDH 200D	J112
	243.0	321.4	SMDT 1980 MTL/MSL/MEL+SMDH 200-12D	J116
19.9	39.0	117.4	SMDT 1990 MTL/MSL/MEL+SMDH 200-1.5D	J116
	39.0	117.4	SMDT 1990 MTL/MSL/MEL+SMDH 200-1.5DF	J114

●刃径ø19.9～ø20.3mm

刃径 DC	有效长度 LU	全长 OAL	型号	页码
19.9	70.0	160.1	SMDT 1990 MTL/MSL/MEL+SMDH 200-3D	J116
	70.0	160.1	SMDT 1990 MTL/MSL/MEL+SMDH 200-3DF	J114
	70.0	160.1	SMDT 1990 MTL/MSL/MEL+SMDH 200M	J112
	111.0	200.1	SMDT 1990 MTL/MSL/MEL+SMDH 200-5D	J116
	111.0	200.1	SMDT 1990 MTL/MSL/MEL+SMDH 200-5DF	J114
	111.0	200.1	SMDT 1990 MTL/MSL/MEL+SMDH 200L	J112
	172.0	265.1	SMDT 1990 MTL/MSL/MEL+SMDH 200-8D	J116
	172.0	265.1	SMDT 1990 MTL/MSL/MEL+SMDH 200-8DF	J114
	172.0	265.1	SMDT 1990 MTL/MSL/MEL+SMDH 200D	J112
	243.0	321.4	SMDT 1990 MTL/MSL/MEL+SMDH 200-12D	J116
20.0	35.0	114.0	SMDT 2000 MFS+SMDH 200-1.5D	J124
	35.0	114.0	SMDT 2000 MFS+SMDH 200-1.5DF	J122
	35.6	130.6	MDE 2000S20E02	J16
	39.0	117.4	SMDT 2000 MTL/MSL/MEL+SMDH 200-1.5D	J116
	39.0	117.4	SMDT 2000 MTL/MSL/MEL+SMDH 200-1.5DF	J114
	40.0	114.0	PDL 200D2S25	J144
	60.0	134.0	PDL 200D3S25	J144
	60.0	140.0	MDF 2000S2D	J29
	60.0	250.0	MDF 2000L2D	J32
	60.0	250.0	MDF 2000L2D-S18	J32
	66.0	156.7	SMDT 2000 MFS+SMDH 200-3D	J124
	66.0	156.7	SMDT 2000 MFS+SMDH 200-3DF	J122
	66.0	156.7	SMDT 2000 MFS+SMDH 200M	J120
	70.0	160.1	SMDT 2000 MTL/MSL/MEL+SMDH 200-3D	J116
	70.0	160.1	SMDT 2000 MTL/MSL/MEL+SMDH 200-3DF	J114
	70.0	160.1	SMDT 2000 MTL/MSL/MEL+SMDH 200M	J112
	73.6	173.6	MDE 2000S20H03	J24
	73.6	173.6	MDW 2000HX3	J68
	74.1	174.1	MDW 2000HGS3	J48
	87.6	182.6	MDE 2000S20E04	J16
	107.0	196.7	SMDT 2000 MFS+SMDH 200-5D	J124
	107.0	196.7	SMDT 2000 MFS+SMDH 200-5DF	J122
	107.0	196.7	SMDT 2000 MFS+SMDH 200L	J120
	111.0	200.1	SMDT 2000 MTL/MSL/MEL+SMDH 200-5D	J116
	111.0	200.1	SMDT 2000 MTL/MSL/MEL+SMDH 200-5DF	J114
	111.0	200.1	SMDT 2000 MTL/MSL/MEL+SMDH 200L	J112
	133.6	233.6	MDE 2000S20H05	J24
	133.6	233.6	MDW 2000HX5	J68
	134.1	234.1	MDW 2000HGS5	J48
	169.0	261.7	SMDT 2000 MFS+SMDH 200-8D	J124
	169.0	261.7	SMDT 2000 MFS+SMDH 200-8DF	J122
	169.0	261.7	SMDT 2000 MFS+SMDH 200D	J120
	172.0	265.1	SMDT 2000 MTL/MSL/MEL+SMDH 200-8D	J116
	172.0	265.1	SMDT 2000 MTL/MSL/MEL+SMDH 200-8DF	J114
	172.0	265.1	SMDT 2000 MTL/MSL/MEL+SMDH 200D	J112
	240.0	318.0	SMDT 2000 MFS+SMDH 200-12D	J124
	243.0	321.4	SMDT 2000 MTL/MSL/MEL+SMDH 200-12D	J116
20.1	39.0	117.4	SMDT 2010 MTL/MSL/MEL+SMDH 200-1.5D	J116
	39.0	117.4	SMDT 2010 MTL/MSL/MEL+SMDH 200-1.5DF	J114
	70.0	160.1	SMDT 2010 MTL/MSL/MEL+SMDH 200-3D	J116
	70.0	160.1	SMDT 2010 MTL/MSL/MEL+SMDH 200-3DF	J114
	70.0	160.1	SMDT 2010 MTL/MSL/MEL+SMDH 200M	J112
	111.0	200.1	SMDT 2010 MTL/MSL/MEL+SMDH 200-5D	J116
	111.0	200.1	SMDT 2010 MTL/MSL/MEL+SMDH 200-5DF	J114
	111.0	200.1	SMDT 2010 MTL/MSL/MEL+SMDH 200L	J112
	172.0	265.1	SMDT 2010 MTL/MSL/MEL+SMDH 200-8D	J116
	172.0	265.1	SMDT 2010 MTL/MSL/MEL+SMDH 200-8DF	J114
	172.0	265.1	SMDT 2010 MTL/MSL/MEL+SMDH 200D	J112
	243.0	321.4	SMDT 2010 MTL/MSL/MEL+SMDH 200-12D	J116
20.2	39.0	117.4	SMDT 2020 MTL/MSL/MEL+SMDH 200-1.5D	J116
	39.0	117.4	SMDT 2020 MTL/MSL/MEL+SMDH 200-1.5DF	J114
	70.0	160.1	SMDT 2020 MTL/MSL/MEL+SMDH 200-3D	J116
	70.0	160.1	SMDT 2020 MTL/MSL/MEL+SMDH 200-3DF	J114
	70.0	160.1	SMDT 2020 MTL/MSL/MEL+SMDH 200M	J112
	111.0	200.1	SMDT 2020 MTL/MSL/MEL+SMDH 200-5D	J116
	111.0	200.1	SMDT 2020 MTL/MSL/MEL+SMDH 200-5DF	J114
	111.0	200.1	SMDT 2020 MTL/MSL/MEL+SMDH 200L	J112
	172.0	265.1	SMDT 2020 MTL/MSL/MEL+SMDH 200-8D	J116
	172.0	265.1	SMDT 2020 MTL/MSL/MEL+SMDH 200-8DF	J114
	172.0	265.1	SMDT 2020 MTL/MSL/MEL+SMDH 200D	J112
	243.0	321.4	SMDT 2020 MTL/MSL/MEL+SMDH 200-12D	J116
20.3	39.0	117.4	SMDT 2030 MTL/MSL/MEL+SMDH 200-1.5D	J116
	39.0	117.4	SMDT 2030 MTL/MSL/MEL+SMDH 200-1.5DF	J114
	70.0	160.1	SMDT 2030 MTL/MSL/MEL+SMDH 200-3D	J116
	70.0	160.1	SMDT 2030 MTL/MSL/MEL+SMDH 200-3DF	J114
	70.0	160.1	SMDT 2030 MTL/MSL/MEL+SMDH 200M	J112
	111.0	200.1	SMDT 2030 MTL/MSL/MEL+SMDH 200-5D	J116
	111.0	200.1	SMDT 2030 MTL/MSL/MEL+SMDH 200-5DF	J114
	111.0	200.1	SMDT 2030 MTL/MSL/MEL+SMDH 200L	J112
	172.0	265.1	SMDT 2030 MTL/MSL/MEL+SMDH 200-8D	J116

●刃径ø20.3～ø20.9mm

刃径 DC	有效长度 LU	全长 OAL	型号	页码
20.3	172.0	265.1	SMDT 2030 MTL/MSL/MEL+SMDH 200-8DF	J114
	172.0	265.1	SMDT 2030 MTL/MSL/MEL+SMDH 200D	J112
	243.0	321.4	SMDT 2030 MTL/MSL/MEL+SMDH 200-12D	J116
20.4	39.0	117.4	SMDT 2040 MTL/MSL/MEL+SMDH 200-1.5D	J116
	39.0	117.4	SMDT 2040 MTL/MSL/MEL+SMDH 200-1.5DF	J114
	70.0	160.1	SMDT 2040 MTL/MSL/MEL+SMDH 200-3D	J116
	70.0	160.1	SMDT 2040 MTL/MSL/MEL+SMDH 200-3DF	J114
	70.0	160.1	SMDT 2040 MTL/MSL/MEL+SMDH 200M	J112
	111.0	200.1	SMDT 2040 MTL/MSL/MEL+SMDH 200-5D	J116
	111.0	200.1	SMDT 2040 MTL/MSL/MEL+SMDH 200-5DF	J114
	111.0	200.1	SMDT 2040 MTL/MSL/MEL+SMDH 200L	J112
	172.0	265.1	SMDT 2040 MTL/MSL/MEL+SMDH 200-8D	J116
	172.0	265.1	SMDT 2040 MTL/MSL/MEL+SMDH 200-8DF	J114
	172.0	265.1	SMDT 2040 MTL/MSL/MEL+SMDH 200D	J112
	243.0	321.4	SMDT 2040 MTL/MSL/MEL+SMDH 200-12D	J116
20.5	35.0	114.0	SMDT 2050 MFS+SMDH 200-1.5D	J124
	35.0	114.0	SMDT 2050 MFS+SMDH 200-1.5DF	J122
	39.0	117.4	SMDT 2050 MTL/MSL/MEL+SMDH 200-1.5D	J116
	39.0	117.4	SMDT 2050 MTL/MSL/MEL+SMDH 200-1.5DF	J114
	66.0	156.7	SMDT 2050 MFS+SMDH 200-3D	J124
	66.0	156.7	SMDT 2050 MFS+SMDH 200-3DF	J122
	66.0	156.7	SMDT 2050 MFS+SMDH 200M	J120
	70.0	160.1	SMDT 2050 MTL/MSL/MEL+SMDH 200-3D	J116
	70.0	160.1	SMDT 2050 MTL/MSL/MEL+SMDH 200-3DF	J114
	70.0	160.1	SMDT 2050 MTL/MSL/MEL+SMDH 200M	J112
	107.0	196.7	SMDT 2050 MFS+SMDH 200-5D	J124
	107.0	196.7	SMDT 2050 MFS+SMDH 200-5DF	J122
	107.0	196.7	SMDT 2050 MFS+SMDH 200L	J120
	111.0	200.1	SMDT 2050 MTL/MSL/MEL+SMDH 200-5D	J116
	111.0	200.1	SMDT 2050 MTL/MSL/MEL+SMDH 200-5DF	J114
	111.0	200.1	SMDT 2050 MTL/MSL/MEL+SMDH 200L	J112
	169.0	261.7	SMDT 2050 MFS+SMDH 200-8D	J124
	169.0	261.7	SMDT 2050 MFS+SMDH 200-8DF	J122
	169.0	261.7	SMDT 2050 MFS+SMDH 200D	J120
	172.0	265.1	SMDT 2050 MTL/MSL/MEL+SMDH 200-8D	J116
	172.0	265.1	SMDT 2050 MTL/MSL/MEL+SMDH 200-8DF	J114
	172.0	265.1	SMDT 2050 MTL/MSL/MEL+SMDH 200D	J112
	240.0	318.0	SMDT 2050 MFS+SMDH 200-12D	J124
	243.0	321.4	SMDT 2050 MTL/MSL/MEL+SMDH 200-12D	J116
20.6	41.0	119.1	SMDT 2060 MTL/MSL/MEL+SMDH 210-1.5D	J116
	41.0	119.1	SMDT 2060 MTL/MSL/MEL+SMDH 210-1.5DF	J114
	73.0	160.3	SMDT 2060 MTL/MSL/MEL+SMDH 210-3D	J116
	73.0	160.3	SMDT 2060 MTL/MSL/MEL+SMDH 210-3DF	J114
	73.0	160.3	SMDT 2060 MTL/MSL/MEL+SMDH 210M	J112
	116.0	200.3	SMDT 2060 MTL/MSL/MEL+SMDH 210-5D	J116
	116.0	200.3	SMDT 2060 MTL/MSL/MEL+SMDH 210-5DF	J114
	116.0	200.3	SMDT 2060 MTL/MSL/MEL+SMDH 210L	J112
	180.0	270.3	SMDT 2060 MTL/MSL/MEL+SMDH 210-8D	J116
	180.0	270.3	SMDT 2060 MTL/MSL/MEL+SMDH 210-8DF	J114
	180.0	270.3	SMDT 2060 MTL/MSL/MEL+SMDH 210D	J112
	255.0	333.9	SMDT 2060 MTL/MSL/MEL+SMDH 210-12D	J116
20.7	41.0	119.1	SMDT 2070 MTL/MSL/MEL+SMDH 210-1.5D	J116
	41.0	119.1	SMDT 2070 MTL/MSL/MEL+SMDH 210-1.5DF	J114
	73.0	160.3	SMDT 2070 MTL/MSL/MEL+SMDH 210-3D	J116
	73.0	160.3	SMDT 2070 MTL/MSL/MEL+SMDH 210-3DF	J114
	73.0	160.3	SMDT 2070 MTL/MSL/MEL+SMDH 210M	J112
	116.0	200.3	SMDT 2070 MTL/MSL/MEL+SMDH 210-5D	J116
	116.0	200.3	SMDT 2070 MTL/MSL/MEL+SMDH 210-5DF	J114
	116.0	200.3	SMDT 2070 MTL/MSL/MEL+SMDH 210L	J112
	180.0	270.3	SMDT 2070 MTL/MSL/MEL+SMDH 210-8D	J116
	180.0	270.3	SMDT 2070 MTL/MSL/MEL+SMDH 210-8DF	J114
	180.0	270.3	SMDT 2070 MTL/MSL/MEL+SMDH 210D	J112
	255.0	333.9	SMDT 2070 MTL/MSL/MEL+SMDH 210-12D	J116
20.8	41.0	119.1	SMDT 2080 MTL/MSL/MEL+SMDH 210-1.5D	J116
	41.0	119.1	SMDT 2080 MTL/MSL/MEL+SMDH 210-1.5DF	J114
	73.0	160.3	SMDT 2080 MTL/MSL/MEL+SMDH 210-3D	J116
	73.0	160.3	SMDT 2080 MTL/MSL/MEL+SMDH 210-3DF	J114
	73.0	160.3	SMDT 2080 MTL/MSL/MEL+SMDH 210M	J112
	116.0	200.3	SMDT 2080 MTL/MSL/MEL+SMDH 210-5D	J116
	116.0	200.3	SMDT 2080 MTL/MSL/MEL+SMDH 210-5DF	J114
	116.0	200.3	SMDT 2080 MTL/MSL/MEL+SMDH 210L	J112
	180.0	270.3	SMDT 2080 MTL/MSL/MEL+SMDH 210-8D	J116
	180.0	270.3	SMDT 2080 MTL/MSL/MEL+SMDH 210-8DF	J114
	180.0	270.3	SMDT 2080 MTL/MSL/MEL+SMDH 210D	J112
	255.0	333.9	SMDT 2080 MTL/MSL/MEL+SMDH 210-12D	J116
20.9	41.0	119.1	SMDT 2090 MTL/MSL/MEL+SMDH 210-1.5D	J116
	41.0	119.1	SMDT 2090 MTL/MSL/MEL+SMDH 210-1.5DF	J114
	73.0	160.3	SMDT 2090 MTL/MSL/MEL+SMDH 210-3D	J116
	73.0	160.3	SMDT 2090 MTL/MSL/MEL+SMDH 210-3DF	J114
	73.0	160.3	SMDT 2090 MTL/MSL/MEL+SMDH 210M	J112

(蓝色文字：扁平刀头　机夹式)　(蓝色文字：扁平刀头　机夹式)　(蓝色文字：扁平刀头　机夹式)

有效长度(LU)为可使用长度的参考标准，加工时请根据沟槽长度(LCF)考虑切屑排出量进行使用。

不同刃径的有效长度一览

●刃径ø20.9～ø21.5mm

刃径 DC	有效长度 LU	全长 OAL	型号	页码
20.9	116.0	200.3	SMDT 2090 MTL/MSL/MEL+SMDH 210-5D	J116
	116.0	200.3	SMDT 2090 MTL/MSL/MEL+SMDH 210-5DF	J114
	116.0	200.3	SMDT 2090 MTL/MSL/MEL+SMDH 210L	J112
	180.0	270.3	SMDT 2090 MTL/MSL/MEL+SMDH 210-8D	J116
	180.0	270.3	SMDT 2090 MTL/MSL/MEL+SMDH 210-8DF	J114
	180.0	270.3	SMDT 2090 MTL/MSL/MEL+SMDH 210D	J112
	255.0	333.9	SMDT 2090 MTL/MSL/MEL+SMDH 210-12D	J116
21.0	37.0	115.5	SMDT 2100 MFS+SMDH 210-1.5D	J124
	37.0	115.5	SMDT 2100 MFS+SMDH 210-1.5DF	J122
	41.0	119.1	SMDT 2100 MTL/MSL/MEL+SMDH 210-1.5D	J116
	41.0	119.1	SMDT 2100 MTL/MSL/MEL+SMDH 210-1.5DF	J114
	69.0	156.7	SMDT 2100 MFS+SMDH 210-3D	J124
	69.0	156.7	SMDT 2100 MFS+SMDH 210-3DF	J122
	69.0	156.7	SMDT 2100 MFS+SMDH 210M	J120
	73.0	160.3	SMDT 2100 MTL/MSL/MEL+SMDH 210-3D	J116
	73.0	160.3	SMDT 2100 MTL/MSL/MEL+SMDH 210-3DF	J114
	73.0	160.3	SMDT 2100 MTL/MSL/MEL+SMDH 210M	J112
	112.0	196.7	SMDT 2100 MFS+SMDH 210-5D	J124
	112.0	196.7	SMDT 2100 MFS+SMDH 210-5DF	J122
	112.0	196.7	SMDT 2100 MFS+SMDH 210L	J120
	116.0	200.3	SMDT 2100 MTL/MSL/MEL+SMDH 210-5D	J116
	116.0	200.3	SMDT 2100 MTL/MSL/MEL+SMDH 210-5DF	J114
	116.0	200.3	SMDT 2100 MTL/MSL/MEL+SMDH 210L	J112
	177.0	266.7	SMDT 2100 MFS+SMDH 210-8D	J124
	177.0	266.7	SMDT 2100 MFS+SMDH 210-8DF	J122
	177.0	266.7	SMDT 2100 MFS+SMDH 210D	J120
	180.0	270.3	SMDT 2100 MTL/MSL/MEL+SMDH 210-8D	J116
	180.0	270.3	SMDT 2100 MTL/MSL/MEL+SMDH 210-8DF	J114
	180.0	270.3	SMDT 2100 MTL/MSL/MEL+SMDH 210D	J112
	252.0	330.3	SMDT 2100 MFS+SMDH 210-12D	J124
	255.0	333.9	SMDT 2100 MTL/MSL/MEL+SMDH 210-12D	J116
21.1	41.0	119.1	SMDT 2110 MTL/MSL/MEL+SMDH 210-1.5D	J116
	41.0	119.1	SMDT 2110 MTL/MSL/MEL+SMDH 210-1.5DF	J114
	73.0	160.3	SMDT 2110 MTL/MSL/MEL+SMDH 210-3D	J116
	73.0	160.3	SMDT 2110 MTL/MSL/MEL+SMDH 210-3DF	J114
	73.0	160.3	SMDT 2110 MTL/MSL/MEL+SMDH 210M	J112
	116.0	200.3	SMDT 2110 MTL/MSL/MEL+SMDH 210-5D	J116
	116.0	200.3	SMDT 2110 MTL/MSL/MEL+SMDH 210-5DF	J114
	116.0	200.3	SMDT 2110 MTL/MSL/MEL+SMDH 210L	J112
	180.0	270.3	SMDT 2110 MTL/MSL/MEL+SMDH 210-8D	J116
	180.0	270.3	SMDT 2110 MTL/MSL/MEL+SMDH 210-8DF	J114
	180.0	270.3	SMDT 2110 MTL/MSL/MEL+SMDH 210D	J112
	255.0	333.9	SMDT 2110 MTL/MSL/MEL+SMDH 210-12D	J116
21.2	41.0	119.1	SMDT 2120 MTL/MSL/MEL+SMDH 210-1.5D	J116
	41.0	119.1	SMDT 2120 MTL/MSL/MEL+SMDH 210-1.5DF	J114
	73.0	160.3	SMDT 2120 MTL/MSL/MEL+SMDH 210-3D	J116
	73.0	160.3	SMDT 2120 MTL/MSL/MEL+SMDH 210-3DF	J114
	73.0	160.3	SMDT 2120 MTL/MSL/MEL+SMDH 210M	J112
	116.0	200.3	SMDT 2120 MTL/MSL/MEL+SMDH 210-5D	J116
	116.0	200.3	SMDT 2120 MTL/MSL/MEL+SMDH 210-5DF	J114
	116.0	200.3	SMDT 2120 MTL/MSL/MEL+SMDH 210L	J112
	180.0	270.3	SMDT 2120 MTL/MSL/MEL+SMDH 210-8D	J116
	180.0	270.3	SMDT 2120 MTL/MSL/MEL+SMDH 210-8DF	J114
	180.0	270.3	SMDT 2120 MTL/MSL/MEL+SMDH 210D	J112
	255.0	333.9	SMDT 2120 MTL/MSL/MEL+SMDH 210-12D	J116
21.3	41.0	119.1	SMDT 2130 MTL/MSL/MEL+SMDH 210-1.5D	J116
	41.0	119.1	SMDT 2130 MTL/MSL/MEL+SMDH 210-1.5DF	J114
	73.0	160.3	SMDT 2130 MTL/MSL/MEL+SMDH 210-3D	J116
	73.0	160.3	SMDT 2130 MTL/MSL/MEL+SMDH 210-3DF	J114
	73.0	160.3	SMDT 2130 MTL/MSL/MEL+SMDH 210M	J112
	116.0	200.3	SMDT 2130 MTL/MSL/MEL+SMDH 210-5D	J116
	116.0	200.3	SMDT 2130 MTL/MSL/MEL+SMDH 210-5DF	J114
	116.0	200.3	SMDT 2130 MTL/MSL/MEL+SMDH 210L	J112
	180.0	270.3	SMDT 2130 MTL/MSL/MEL+SMDH 210-8D	J116
	180.0	270.3	SMDT 2130 MTL/MSL/MEL+SMDH 210-8DF	J114
	180.0	270.3	SMDT 2130 MTL/MSL/MEL+SMDH 210D	J112
	255.0	333.9	SMDT 2130 MTL/MSL/MEL+SMDH 210-12D	J116
21.4	41.0	119.1	SMDT 2140 MTL/MSL/MEL+SMDH 210-1.5D	J116
	41.0	119.1	SMDT 2140 MTL/MSL/MEL+SMDH 210-1.5DF	J114
	73.0	160.3	SMDT 2140 MTL/MSL/MEL+SMDH 210-3D	J116
	73.0	160.3	SMDT 2140 MTL/MSL/MEL+SMDH 210-3DF	J114
	73.0	160.3	SMDT 2140 MTL/MSL/MEL+SMDH 210M	J112
	116.0	200.3	SMDT 2140 MTL/MSL/MEL+SMDH 210-5D	J116
	116.0	200.3	SMDT 2140 MTL/MSL/MEL+SMDH 210-5DF	J114
	116.0	200.3	SMDT 2140 MTL/MSL/MEL+SMDH 210L	J112
	180.0	270.3	SMDT 2140 MTL/MSL/MEL+SMDH 210-8D	J116
	180.0	270.3	SMDT 2140 MTL/MSL/MEL+SMDH 210-8DF	J114
	180.0	270.3	SMDT 2140 MTL/MSL/MEL+SMDH 210D	J112
	255.0	333.9	SMDT 2140 MTL/MSL/MEL+SMDH 210-12D	J116
21.5	37.0	115.5	SMDT 2150 MFS+SMDH 210-1.5D	J124

(蓝色文字：扁平刀头　机夹式)

●刃径ø21.5～ø22.0mm

刃径 DC	有效长度 LU	全长 OAL	型号	页码
21.5	37.0	115.5	SMDT 2150 MFS+SMDH 210-1.5DF	J122
	41.0	119.1	SMDT 2150 MTL/MSL/MEL+SMDH 210-1.5D	J116
	41.0	119.1	SMDT 2150 MTL/MSL/MEL+SMDH 210-1.5DF	J114
	69.0	156.7	SMDT 2150 MFS+SMDH 210-3D	J124
	69.0	156.7	SMDT 2150 MFS+SMDH 210-3DF	J122
	69.0	156.7	SMDT 2150 MFS+SMDH 210M	J120
	73.0	160.3	SMDT 2150 MTL/MSL/MEL+SMDH 210-3D	J116
	73.0	160.3	SMDT 2150 MTL/MSL/MEL+SMDH 210-3DF	J114
	73.0	160.3	SMDT 2150 MTL/MSL/MEL+SMDH 210M	J112
	112.0	196.7	SMDT 2150 MFS+SMDH 210-5D	J124
	112.0	196.7	SMDT 2150 MFS+SMDH 210-5DF	J122
	112.0	196.7	SMDT 2150 MFS+SMDH 210L	J120
	116.0	200.3	SMDT 2150 MTL/MSL/MEL+SMDH 210-5D	J116
	116.0	200.3	SMDT 2150 MTL/MSL/MEL+SMDH 210-5DF	J114
	116.0	200.3	SMDT 2150 MTL/MSL/MEL+SMDH 210L	J112
	177.0	266.7	SMDT 2150 MFS+SMDH 210-8D	J124
	177.0	266.7	SMDT 2150 MFS+SMDH 210-8DF	J122
	177.0	266.7	SMDT 2150 MFS+SMDH 210D	J120
	180.0	270.3	SMDT 2150 MTL/MSL/MEL+SMDH 210-8D	J116
	180.0	270.3	SMDT 2150 MTL/MSL/MEL+SMDH 210-8DF	J114
	180.0	270.3	SMDT 2150 MTL/MSL/MEL+SMDH 210D	J112
	252.0	330.3	SMDT 2150 MFS+SMDH 210-12D	J124
	255.0	333.9	SMDT 2150 MTL/MSL/MEL+SMDH 210-12D	J116
21.6	43.0	120.9	SMDT 2160 MTL/MSL/MEL+SMDH 220-1.5D	J117
	43.0	120.9	SMDT 2160 MTL/MSL/MEL+SMDH 220-1.5DF	J114
	77.0	165.1	SMDT 2160 MTL/MSL/MEL+SMDH 220-3D	J117
	77.0	165.1	SMDT 2160 MTL/MSL/MEL+SMDH 220-3DF	J114
	77.0	165.1	SMDT 2160 MTL/MSL/MEL+SMDH 220M	J112
	123.0	205.1	SMDT 2160 MTL/MSL/MEL+SMDH 220-5D	J117
	123.0	205.1	SMDT 2160 MTL/MSL/MEL+SMDH 220-5DF	J114
	123.0	205.1	SMDT 2160 MTL/MSL/MEL+SMDH 220L	J112
	191.0	275.1	SMDT 2160 MTL/MSL/MEL+SMDH 220-8D	J117
	191.0	275.1	SMDT 2160 MTL/MSL/MEL+SMDH 220-8DF	J114
	191.0	275.1	SMDT 2160 MTL/MSL/MEL+SMDH 220D	J112
	268.0	347.0	SMDT 2160 MTL/MSL/MEL+SMDH 220-12D	J117
21.7	43.0	120.9	SMDT 2170 MTL/MSL/MEL+SMDH 220-1.5D	J117
	43.0	120.9	SMDT 2170 MTL/MSL/MEL+SMDH 220-1.5DF	J114
	77.0	165.1	SMDT 2170 MTL/MSL/MEL+SMDH 220-3D	J117
	77.0	165.1	SMDT 2170 MTL/MSL/MEL+SMDH 220-3DF	J114
	77.0	165.1	SMDT 2170 MTL/MSL/MEL+SMDH 220M	J112
	123.0	205.1	SMDT 2170 MTL/MSL/MEL+SMDH 220-5D	J117
	123.0	205.1	SMDT 2170 MTL/MSL/MEL+SMDH 220-5DF	J114
	123.0	205.1	SMDT 2170 MTL/MSL/MEL+SMDH 220L	J112
	191.0	275.1	SMDT 2170 MTL/MSL/MEL+SMDH 220-8D	J117
	191.0	275.1	SMDT 2170 MTL/MSL/MEL+SMDH 220-8DF	J114
	191.0	275.1	SMDT 2170 MTL/MSL/MEL+SMDH 220D	J112
	268.0	347.0	SMDT 2170 MTL/MSL/MEL+SMDH 220-12D	J117
21.8	43.0	120.9	SMDT 2180 MTL/MSL/MEL+SMDH 220-1.5D	J117
	43.0	120.9	SMDT 2180 MTL/MSL/MEL+SMDH 220-1.5DF	J114
	77.0	165.1	SMDT 2180 MTL/MSL/MEL+SMDH 220-3D	J117
	77.0	165.1	SMDT 2180 MTL/MSL/MEL+SMDH 220-3DF	J114
	77.0	165.1	SMDT 2180 MTL/MSL/MEL+SMDH 220M	J112
	123.0	205.1	SMDT 2180 MTL/MSL/MEL+SMDH 220-5D	J117
	123.0	205.1	SMDT 2180 MTL/MSL/MEL+SMDH 220-5DF	J114
	123.0	205.1	SMDT 2180 MTL/MSL/MEL+SMDH 220L	J112
	191.0	275.1	SMDT 2180 MTL/MSL/MEL+SMDH 220-8D	J117
	191.0	275.1	SMDT 2180 MTL/MSL/MEL+SMDH 220-8DF	J114
	191.0	275.1	SMDT 2180 MTL/MSL/MEL+SMDH 220D	J112
	268.0	347.0	SMDT 2180 MTL/MSL/MEL+SMDH 220-12D	J117
21.9	43.0	120.9	SMDT 2190 MTL/MSL/MEL+SMDH 220-1.5D	J117
	43.0	120.9	SMDT 2190 MTL/MSL/MEL+SMDH 220-1.5DF	J114
	77.0	165.1	SMDT 2190 MTL/MSL/MEL+SMDH 220-3D	J117
	77.0	165.1	SMDT 2190 MTL/MSL/MEL+SMDH 220-3DF	J114
	77.0	165.1	SMDT 2190 MTL/MSL/MEL+SMDH 220M	J112
	123.0	205.1	SMDT 2190 MTL/MSL/MEL+SMDH 220-5D	J117
	123.0	205.1	SMDT 2190 MTL/MSL/MEL+SMDH 220-5DF	J114
	123.0	205.1	SMDT 2190 MTL/MSL/MEL+SMDH 220L	J112
	191.0	275.1	SMDT 2190 MTL/MSL/MEL+SMDH 220-8D	J117
	191.0	275.1	SMDT 2190 MTL/MSL/MEL+SMDH 220-8DF	J114
	191.0	275.1	SMDT 2190 MTL/MSL/MEL+SMDH 220D	J112
	268.0	347.0	SMDT 2190 MTL/MSL/MEL+SMDH 220-12D	J117
22.0	39.0	117.1	SMDT 2200 MFS+SMDH 220-1.5D	J125
	39.0	117.1	SMDT 2200 MFS+SMDH 220-1.5DF	J122
	43.0	120.9	SMDT 2200 MTL/MSL/MEL+SMDH 220-1.5D	J117
	43.0	120.9	SMDT 2200 MTL/MSL/MEL+SMDH 220-1.5DF	J114
	73.0	161.3	SMDT 2200 MFS+SMDH 220-3D	J125
	73.0	161.3	SMDT 2200 MFS+SMDH 220-3DF	J122
	73.0	161.3	SMDT 2200 MFS+SMDH 220M	J120
	77.0	165.1	SMDT 2200 MTL/MSL/MEL+SMDH 220-3D	J117
	77.0	165.1	SMDT 2200 MTL/MSL/MEL+SMDH 220-3DF	J114

(蓝色文字：扁平刀头　机夹式)

●刃径ø22.0～ø22.5mm

刃径 DC	有效长度 LU	全长 OAL	型号	页码
22.0	77.0	165.1	SMDT 2200 MTL/MSL/MEL+SMDH 220M	J112
	119.0	201.3	SMDT 2200 MFS+SMDH 220-5D	J125
	119.0	201.3	SMDT 2200 MFS+SMDH 220-5DF	J122
	119.0	201.3	SMDT 2200 MFS+SMDH 220L	J120
	123.0	205.1	SMDT 2200 MTL/MSL/MEL+SMDH 220-5D	J117
	123.0	205.1	SMDT 2200 MTL/MSL/MEL+SMDH 220-5DF	J114
	123.0	205.1	SMDT 2200 MTL/MSL/MEL+SMDH 220L	J112
	187.0	271.3	SMDT 2200 MFS+SMDH 220-8D	J125
	187.0	271.3	SMDT 2200 MFS+SMDH 220-8DF	J122
	187.0	271.3	SMDT 2200 MFS+SMDH 220D	J120
	191.0	275.1	SMDT 2200 MTL/MSL/MEL+SMDH 220-8D	J117
	191.0	275.1	SMDT 2200 MTL/MSL/MEL+SMDH 220-8DF	J114
	191.0	275.1	SMDT 2200 MTL/MSL/MEL+SMDH 220D	J112
	264.0	343.2	SMDT 2200 MFS+SMDH 220-12D	J125
	268.0	347.0	SMDT 2200 MTL/MSL/MEL+SMDH 220-12D	J117
22.1	43.0	120.9	SMDT 2210 MTL/MSL/MEL+SMDH 220-1.5D	J117
	43.0	120.9	SMDT 2210 MTL/MSL/MEL+SMDH 220-1.5DF	J114
	77.0	165.1	SMDT 2210 MTL/MSL/MEL+SMDH 220-3D	J117
	77.0	165.1	SMDT 2210 MTL/MSL/MEL+SMDH 220-3DF	J114
	77.0	165.1	SMDT 2210 MTL/MSL/MEL+SMDH 220M	J112
	123.0	205.1	SMDT 2210 MTL/MSL/MEL+SMDH 220-5D	J117
	123.0	205.1	SMDT 2210 MTL/MSL/MEL+SMDH 220-5DF	J114
	123.0	205.1	SMDT 2210 MTL/MSL/MEL+SMDH 220L	J112
	191.0	275.1	SMDT 2210 MTL/MSL/MEL+SMDH 220-8D	J117
	191.0	275.1	SMDT 2210 MTL/MSL/MEL+SMDH 220-8DF	J114
	191.0	275.1	SMDT 2210 MTL/MSL/MEL+SMDH 220D	J112
	268.0	347.0	SMDT 2210 MTL/MSL/MEL+SMDH 220-12D	J117
22.2	43.0	120.9	SMDT 2220 MTL/MSL/MEL+SMDH 220-1.5D	J117
	43.0	120.9	SMDT 2220 MTL/MSL/MEL+SMDH 220-1.5DF	J114
	77.0	165.1	SMDT 2220 MTL/MSL/MEL+SMDH 220-3D	J117
	77.0	165.1	SMDT 2220 MTL/MSL/MEL+SMDH 220-3DF	J114
	77.0	165.1	SMDT 2220 MTL/MSL/MEL+SMDH 220M	J112
	123.0	205.1	SMDT 2220 MTL/MSL/MEL+SMDH 220-5D	J117
	123.0	205.1	SMDT 2220 MTL/MSL/MEL+SMDH 220-5DF	J114
	123.0	205.1	SMDT 2220 MTL/MSL/MEL+SMDH 220L	J112
	191.0	275.1	SMDT 2220 MTL/MSL/MEL+SMDH 220-8D	J117
	191.0	275.1	SMDT 2220 MTL/MSL/MEL+SMDH 220-8DF	J114
	191.0	275.1	SMDT 2220 MTL/MSL/MEL+SMDH 220D	J112
	268.0	347.0	SMDT 2220 MTL/MSL/MEL+SMDH 220-12D	J117
22.3	43.0	120.9	SMDT 2230 MTL/MSL/MEL+SMDH 220-1.5D	J117
	43.0	120.9	SMDT 2230 MTL/MSL/MEL+SMDH 220-1.5DF	J114
	77.0	165.1	SMDT 2230 MTL/MSL/MEL+SMDH 220-3D	J117
	77.0	165.1	SMDT 2230 MTL/MSL/MEL+SMDH 220-3DF	J114
	77.0	165.1	SMDT 2230 MTL/MSL/MEL+SMDH 220M	J112
	123.0	205.1	SMDT 2230 MTL/MSL/MEL+SMDH 220-5D	J117
	123.0	205.1	SMDT 2230 MTL/MSL/MEL+SMDH 220-5DF	J114
	123.0	205.1	SMDT 2230 MTL/MSL/MEL+SMDH 220L	J112
	191.0	275.1	SMDT 2230 MTL/MSL/MEL+SMDH 220-8D	J117
	191.0	275.1	SMDT 2230 MTL/MSL/MEL+SMDH 220-8DF	J114
	191.0	275.1	SMDT 2230 MTL/MSL/MEL+SMDH 220D	J112
	268.0	347.0	SMDT 2230 MTL/MSL/MEL+SMDH 220-12D	J117
22.4	43.0	120.9	SMDT 2240 MTL/MSL/MEL+SMDH 220-1.5D	J117
	43.0	120.9	SMDT 2240 MTL/MSL/MEL+SMDH 220-1.5DF	J114
	77.0	165.1	SMDT 2240 MTL/MSL/MEL+SMDH 220-3D	J117
	77.0	165.1	SMDT 2240 MTL/MSL/MEL+SMDH 220-3DF	J114
	77.0	165.1	SMDT 2240 MTL/MSL/MEL+SMDH 220M	J112
	123.0	205.1	SMDT 2240 MTL/MSL/MEL+SMDH 220-5D	J117
	123.0	205.1	SMDT 2240 MTL/MSL/MEL+SMDH 220-5DF	J114
	123.0	205.1	SMDT 2240 MTL/MSL/MEL+SMDH 220L	J112
	191.0	275.1	SMDT 2240 MTL/MSL/MEL+SMDH 220-8D	J117
	191.0	275.1	SMDT 2240 MTL/MSL/MEL+SMDH 220-8DF	J114
	191.0	275.1	SMDT 2240 MTL/MSL/MEL+SMDH 220D	J112
	268.0	347.0	SMDT 2240 MTL/MSL/MEL+SMDH 220-12D	J117
22.5	39.0	117.1	SMDT 2250 MFS+SMDH 220-1.5D	J125
	39.0	117.1	SMDT 2250 MFS+SMDH 220-1.5DF	J122
	43.0	120.9	SMDT 2250 MTL/MSL/MEL+SMDH 220-1.5D	J117
	43.0	120.9	SMDT 2250 MTL/MSL/MEL+SMDH 220-1.5DF	J114
	73.0	161.3	SMDT 2250 MFS+SMDH 220-3D	J125
	73.0	161.3	SMDT 2250 MFS+SMDH 220-3DF	J122
	73.0	161.3	SMDT 2250 MFS+SMDH 220M	J120
	77.0	165.1	SMDT 2250 MTL/MSL/MEL+SMDH 220-3D	J117
	77.0	165.1	SMDT 2250 MTL/MSL/MEL+SMDH 220-3DF	J114
	77.0	165.1	SMDT 2250 MTL/MSL/MEL+SMDH 220M	J112
	119.0	201.3	SMDT 2250 MFS+SMDH 220-5D	J125
	119.0	201.3	SMDT 2250 MFS+SMDH 220-5DF	J122
	119.0	201.3	SMDT 2250 MFS+SMDH 220L	J120
	123.0	205.1	SMDT 2250 MTL/MSL/MEL+SMDH 220-5D	J117
	123.0	205.1	SMDT 2250 MTL/MSL/MEL+SMDH 220-5DF	J114
	123.0	205.1	SMDT 2250 MTL/MSL/MEL+SMDH 220L	J112
	187.0	271.3	SMDT 2250 MFS+SMDH 220-8D	J125

(蓝色文字：扁平刀头　机夹式)

有效长度(LU)为可使用长度的参考标准，加工时请根据沟槽长度(LCF)考虑切屑排出量进行使用。

不同刃径的有效长度一览

●刃径ø22.5～ø23.1mm

刃径 DC	有效长度 LU	全长 OAL	型号	页码
22.5	187.0	271.3	SMDT 2250 MFS+SMDH 220-8DF	J122
	187.0	271.3	SMDT 2250 MFS+SMDH 220D	J120
	191.0	275.1	SMDT 2250 MTL/MSL/MEL+SMDH 220-8D	J117
	191.0	275.1	SMDT 2250 MTL/MSL/MEL+SMDH 220-8DF	J114
	191.0	275.1	SMDT 2250 MTL/MSL/MEL+SMDH 220D	J112
	264.0	343.2	SMDT 2250 MFS+SMDH 220-12D	J125
	268.0	347.0	SMDT 2250 MTL/MSL/MEL+SMDH 220-12D	J117
22.6	43.0	120.9	SMDT 2260 MTL/MSL/MEL+SMDH 220-1.5D	J117
	43.0	120.9	SMDT 2260 MTL/MSL/MEL+SMDH 220-1.5DF	J114
	77.0	165.1	SMDT 2260 MTL/MSL/MEL+SMDH 220-3D	J117
	77.0	165.1	SMDT 2260 MTL/MSL/MEL+SMDH 220-3DF	J114
	77.0	165.1	SMDT 2260 MTL/MSL/MEL+SMDH 220M	J112
	123.0	205.1	SMDT 2260 MTL/MSL/MEL+SMDH 220-5D	J117
	123.0	205.1	SMDT 2260 MTL/MSL/MEL+SMDH 220-5DF	J114
	123.0	205.1	SMDT 2260 MTL/MSL/MEL+SMDH 220L	J112
	191.0	275.1	SMDT 2260 MTL/MSL/MEL+SMDH 220-8D	J117
	191.0	275.1	SMDT 2260 MTL/MSL/MEL+SMDH 220-8DF	J114
	191.0	275.1	SMDT 2260 MTL/MSL/MEL+SMDH 220D	J112
	268.0	347.0	SMDT 2260 MTL/MSL/MEL+SMDH 220-12D	J117
22.7	43.0	120.9	SMDT 2270 MTL/MSL/MEL+SMDH 220-1.5D	J117
	43.0	120.9	SMDT 2270 MTL/MSL/MEL+SMDH 220-1.5DF	J114
	77.0	165.1	SMDT 2270 MTL/MSL/MEL+SMDH 220-3D	J117
	77.0	165.1	SMDT 2270 MTL/MSL/MEL+SMDH 220-3DF	J114
	77.0	165.1	SMDT 2270 MTL/MSL/MEL+SMDH 220M	J112
	123.0	205.1	SMDT 2270 MTL/MSL/MEL+SMDH 220-5D	J117
	123.0	205.1	SMDT 2270 MTL/MSL/MEL+SMDH 220-5DF	J114
	123.0	205.1	SMDT 2270 MTL/MSL/MEL+SMDH 220L	J112
	191.0	275.1	SMDT 2270 MTL/MSL/MEL+SMDH 220-8D	J117
	191.0	275.1	SMDT 2270 MTL/MSL/MEL+SMDH 220-8DF	J114
	191.0	275.1	SMDT 2270 MTL/MSL/MEL+SMDH 220D	J112
	268.0	347.0	SMDT 2270 MTL/MSL/MEL+SMDH 220-12D	J117
22.8	43.0	120.9	SMDT 2280 MTL/MSL/MEL+SMDH 220-1.5D	J117
	43.0	120.9	SMDT 2280 MTL/MSL/MEL+SMDH 220-1.5DF	J114
	77.0	165.1	SMDT 2280 MTL/MSL/MEL+SMDH 220-3D	J117
	77.0	165.1	SMDT 2280 MTL/MSL/MEL+SMDH 220-3DF	J114
	77.0	165.1	SMDT 2280 MTL/MSL/MEL+SMDH 220M	J112
	123.0	205.1	SMDT 2280 MTL/MSL/MEL+SMDH 220-5D	J117
	123.0	205.1	SMDT 2280 MTL/MSL/MEL+SMDH 220-5DF	J114
	123.0	205.1	SMDT 2280 MTL/MSL/MEL+SMDH 220L	J112
	191.0	275.1	SMDT 2280 MTL/MSL/MEL+SMDH 220-8D	J117
	191.0	275.1	SMDT 2280 MTL/MSL/MEL+SMDH 220-8DF	J114
	191.0	275.1	SMDT 2280 MTL/MSL/MEL+SMDH 220D	J112
	268.0	347.0	SMDT 2280 MTL/MSL/MEL+SMDH 220-12D	J117
22.9	45.0	122.0	SMDT 2290 MTL/MSL/MEL+SMDH 230-1.5D	J117
	45.0	122.0	SMDT 2290 MTL/MSL/MEL+SMDH 230-1.5DF	J114
	80.0	164.7	SMDT 2290 MTL/MSL/MEL+SMDH 230-3D	J117
	80.0	164.7	SMDT 2290 MTL/MSL/MEL+SMDH 230-3DF	J114
	80.0	164.7	SMDT 2290 MTL/MSL/MEL+SMDH 230M	J112
	128.0	214.7	SMDT 2290 MTL/MSL/MEL+SMDH 230-5D	J117
	128.0	214.7	SMDT 2290 MTL/MSL/MEL+SMDH 230-5DF	J114
	128.0	214.7	SMDT 2290 MTL/MSL/MEL+SMDH 230L	J112
	199.0	284.7	SMDT 2290 MTL/MSL/MEL+SMDH 230-8D	J117
	199.0	284.7	SMDT 2290 MTL/MSL/MEL+SMDH 230-8DF	J114
	199.0	284.7	SMDT 2290 MTL/MSL/MEL+SMDH 230D	J112
	280.0	359.0	SMDT 2290 MTL/MSL/MEL+SMDH 230-12D	J117
23.0	40.0	118.0	SMDT 2300 MFS+SMDH 230-1.5D	J125
	40.0	118.0	SMDT 2300 MFS+SMDH 230-1.5DF	J122
	45.0	122.0	SMDT 2300 MTL/MSL/MEL+SMDH 230-1.5D	J117
	45.0	122.0	SMDT 2300 MTL/MSL/MEL+SMDH 230-1.5DF	J114
	76.0	160.7	SMDT 2300 MFS+SMDH 230-3D	J125
	76.0	160.7	SMDT 2300 MFS+SMDH 230-3DF	J122
	76.0	160.7	SMDT 2300 MFS+SMDH 230M	J120
	80.0	164.7	SMDT 2300 MTL/MSL/MEL+SMDH 230-3D	J117
	80.0	164.7	SMDT 2300 MTL/MSL/MEL+SMDH 230-3DF	J114
	80.0	164.7	SMDT 2300 MTL/MSL/MEL+SMDH 230M	J112
	124.0	210.7	SMDT 2300 MFS+SMDH 230-5D	J125
	124.0	210.7	SMDT 2300 MFS+SMDH 230-5DF	J122
	124.0	210.7	SMDT 2300 MFS+SMDH 230L	J120
	128.0	214.7	SMDT 2300 MTL/MSL/MEL+SMDH 230-5D	J117
	128.0	214.7	SMDT 2300 MTL/MSL/MEL+SMDH 230-5DF	J114
	128.0	214.7	SMDT 2300 MTL/MSL/MEL+SMDH 230L	J112
	195.0	280.7	SMDT 2300 MFS+SMDH 230-8D	J125
	195.0	280.7	SMDT 2300 MFS+SMDH 230-8DF	J122
	195.0	280.7	SMDT 2300 MFS+SMDH 230D	J120
	199.0	284.7	SMDT 2300 MTL/MSL/MEL+SMDH 230-8D	J117
	199.0	284.7	SMDT 2300 MTL/MSL/MEL+SMDH 230-8DF	J114
	199.0	284.7	SMDT 2300 MTL/MSL/MEL+SMDH 230D	J112
	276.0	355.0	SMDT 2300 MFS+SMDH 230-12D	J125
	280.0	359.0	SMDT 2300 MTL/MSL/MEL+SMDH 230-12D	J117
23.1	45.0	122.0	SMDT 2310 MTL/MSL/MEL+SMDH 230-1.5D	J117

(蓝色文字：扁平刀头　机夹式)

●刃径ø23.1～ø23.6mm

刃径 DC	有效长度 LU	全长 OAL	型号	页码
23.1	45.0	122.0	SMDT 2310 MTL/MSL/MEL+SMDH 230-1.5DF	J114
	80.0	164.7	SMDT 2310 MTL/MSL/MEL+SMDH 230-3D	J117
	80.0	164.7	SMDT 2310 MTL/MSL/MEL+SMDH 230-3DF	J114
	80.0	164.7	SMDT 2310 MTL/MSL/MEL+SMDH 230M	J112
	128.0	214.7	SMDT 2310 MTL/MSL/MEL+SMDH 230-5D	J117
	128.0	214.7	SMDT 2310 MTL/MSL/MEL+SMDH 230-5DF	J114
	128.0	214.7	SMDT 2310 MTL/MSL/MEL+SMDH 230L	J112
	199.0	284.7	SMDT 2310 MTL/MSL/MEL+SMDH 230-8D	J117
	199.0	284.7	SMDT 2310 MTL/MSL/MEL+SMDH 230-8DF	J114
	199.0	284.7	SMDT 2310 MTL/MSL/MEL+SMDH 230D	J112
	280.0	359.0	SMDT 2310 MTL/MSL/MEL+SMDH 230-12D	J117
23.2	45.0	122.0	SMDT 2320 MTL/MSL/MEL+SMDH 230-1.5D	J117
	45.0	122.0	SMDT 2320 MTL/MSL/MEL+SMDH 230-1.5DF	J114
	80.0	164.7	SMDT 2320 MTL/MSL/MEL+SMDH 230-3D	J117
	80.0	164.7	SMDT 2320 MTL/MSL/MEL+SMDH 230-3DF	J114
	80.0	164.7	SMDT 2320 MTL/MSL/MEL+SMDH 230M	J112
	128.0	214.7	SMDT 2320 MTL/MSL/MEL+SMDH 230-5D	J117
	128.0	214.7	SMDT 2320 MTL/MSL/MEL+SMDH 230-5DF	J114
	128.0	214.7	SMDT 2320 MTL/MSL/MEL+SMDH 230L	J112
	199.0	284.7	SMDT 2320 MTL/MSL/MEL+SMDH 230-8D	J117
	199.0	284.7	SMDT 2320 MTL/MSL/MEL+SMDH 230-8DF	J114
	199.0	284.7	SMDT 2320 MTL/MSL/MEL+SMDH 230D	J112
	280.0	359.0	SMDT 2320 MTL/MSL/MEL+SMDH 230-12D	J117
23.3	45.0	122.0	SMDT 2330 MTL/MSL/MEL+SMDH 230-1.5D	J117
	45.0	122.0	SMDT 2330 MTL/MSL/MEL+SMDH 230-1.5DF	J114
	80.0	164.7	SMDT 2330 MTL/MSL/MEL+SMDH 230-3D	J117
	80.0	164.7	SMDT 2330 MTL/MSL/MEL+SMDH 230-3DF	J114
	80.0	164.7	SMDT 2330 MTL/MSL/MEL+SMDH 230M	J112
	128.0	214.7	SMDT 2330 MTL/MSL/MEL+SMDH 230-5D	J117
	128.0	214.7	SMDT 2330 MTL/MSL/MEL+SMDH 230-5DF	J114
	128.0	214.7	SMDT 2330 MTL/MSL/MEL+SMDH 230L	J112
	199.0	284.7	SMDT 2330 MTL/MSL/MEL+SMDH 230-8D	J117
	199.0	284.7	SMDT 2330 MTL/MSL/MEL+SMDH 230-8DF	J114
	199.0	284.7	SMDT 2330 MTL/MSL/MEL+SMDH 230D	J112
	280.0	359.0	SMDT 2330 MTL/MSL/MEL+SMDH 230-12D	J117
23.4	45.0	122.0	SMDT 2340 MTL/MSL/MEL+SMDH 230-1.5D	J117
	45.0	122.0	SMDT 2340 MTL/MSL/MEL+SMDH 230-1.5DF	J114
	80.0	164.7	SMDT 2340 MTL/MSL/MEL+SMDH 230-3D	J117
	80.0	164.7	SMDT 2340 MTL/MSL/MEL+SMDH 230-3DF	J114
	80.0	164.7	SMDT 2340 MTL/MSL/MEL+SMDH 230M	J112
	128.0	214.7	SMDT 2340 MTL/MSL/MEL+SMDH 230-5D	J117
	128.0	214.7	SMDT 2340 MTL/MSL/MEL+SMDH 230-5DF	J114
	128.0	214.7	SMDT 2340 MTL/MSL/MEL+SMDH 230L	J112
	199.0	284.7	SMDT 2340 MTL/MSL/MEL+SMDH 230-8D	J117
	199.0	284.7	SMDT 2340 MTL/MSL/MEL+SMDH 230-8DF	J114
	199.0	284.7	SMDT 2340 MTL/MSL/MEL+SMDH 230D	J112
	280.0	359.0	SMDT 2340 MTL/MSL/MEL+SMDH 230-12D	J117
23.5	40.0	118.0	SMDT 2350 MFS+SMDH 230-1.5D	J125
	40.0	118.0	SMDT 2350 MFS+SMDH 230-1.5DF	J122
	45.0	122.0	SMDT 2350 MTL/MSL/MEL+SMDH 230-1.5D	J117
	45.0	122.0	SMDT 2350 MTL/MSL/MEL+SMDH 230-1.5DF	J114
	76.0	160.7	SMDT 2350 MFS+SMDH 230-3D	J125
	76.0	160.7	SMDT 2350 MFS+SMDH 230-3DF	J122
	76.0	160.7	SMDT 2350 MFS+SMDH 230M	J120
	80.0	164.7	SMDT 2350 MTL/MSL/MEL+SMDH 230-3D	J117
	80.0	164.7	SMDT 2350 MTL/MSL/MEL+SMDH 230-3DF	J114
	80.0	164.7	SMDT 2350 MTL/MSL/MEL+SMDH 230M	J112
	124.0	210.7	SMDT 2350 MFS+SMDH 230-5D	J125
	124.0	210.7	SMDT 2350 MFS+SMDH 230-5DF	J122
	124.0	210.7	SMDT 2350 MFS+SMDH 230L	J120
	128.0	214.7	SMDT 2350 MTL/MSL/MEL+SMDH 230-5D	J117
	128.0	214.7	SMDT 2350 MTL/MSL/MEL+SMDH 230-5DF	J114
	128.0	214.7	SMDT 2350 MTL/MSL/MEL+SMDH 230L	J112
	195.0	280.7	SMDT 2350 MFS+SMDH 230-8D	J125
	195.0	280.7	SMDT 2350 MFS+SMDH 230-8DF	J122
	195.0	280.7	SMDT 2350 MFS+SMDH 230D	J120
	199.0	284.7	SMDT 2350 MTL/MSL/MEL+SMDH 230-8D	J117
	199.0	284.7	SMDT 2350 MTL/MSL/MEL+SMDH 230-8DF	J114
	199.0	284.7	SMDT 2350 MTL/MSL/MEL+SMDH 230D	J112
	276.0	355.0	SMDT 2350 MFS+SMDH 230-12D	J125
	280.0	359.0	SMDT 2350 MTL/MSL/MEL+SMDH 230-12D	J117
23.6	45.0	122.0	SMDT 2360 MTL/MSL/MEL+SMDH 230-1.5D	J117
	45.0	122.0	SMDT 2360 MTL/MSL/MEL+SMDH 230-1.5DF	J114
	80.0	164.7	SMDT 2360 MTL/MSL/MEL+SMDH 230-3D	J117
	80.0	164.7	SMDT 2360 MTL/MSL/MEL+SMDH 230-3DF	J114
	80.0	164.7	SMDT 2360 MTL/MSL/MEL+SMDH 230M	J112
	128.0	214.7	SMDT 2360 MTL/MSL/MEL+SMDH 230-5D	J117
	128.0	214.7	SMDT 2360 MTL/MSL/MEL+SMDH 230-5DF	J114
	128.0	214.7	SMDT 2360 MTL/MSL/MEL+SMDH 230L	J112
	199.0	284.7	SMDT 2360 MTL/MSL/MEL+SMDH 230-8D	J117

(蓝色文字：扁平刀头　机夹式)

●刃径ø23.6～ø24.2mm

刃径 DC	有效长度 LU	全长 OAL	型号	页码
23.6	199.0	284.7	SMDT 2360 MTL/MSL/MEL+SMDH 230-8DF	J114
	199.0	284.7	SMDT 2360 MTL/MSL/MEL+SMDH 230D	J112
	280.0	359.0	SMDT 2360 MTL/MSL/MEL+SMDH 230-12D	J117
23.7	45.0	122.0	SMDT 2370 MTL/MSL/MEL+SMDH 230-1.5D	J117
	45.0	122.0	SMDT 2370 MTL/MSL/MEL+SMDH 230-1.5DF	J114
	80.0	164.7	SMDT 2370 MTL/MSL/MEL+SMDH 230-3D	J117
	80.0	164.7	SMDT 2370 MTL/MSL/MEL+SMDH 230-3DF	J114
	80.0	164.7	SMDT 2370 MTL/MSL/MEL+SMDH 230M	J112
	128.0	214.7	SMDT 2370 MTL/MSL/MEL+SMDH 230-5D	J117
	128.0	214.7	SMDT 2370 MTL/MSL/MEL+SMDH 230-5DF	J114
	128.0	214.7	SMDT 2370 MTL/MSL/MEL+SMDH 230L	J112
	199.0	284.7	SMDT 2370 MTL/MSL/MEL+SMDH 230-8D	J117
	199.0	284.7	SMDT 2370 MTL/MSL/MEL+SMDH 230-8DF	J114
	199.0	284.7	SMDT 2370 MTL/MSL/MEL+SMDH 230D	J112
	280.0	359.0	SMDT 2370 MTL/MSL/MEL+SMDH 230-12D	J117
23.8	45.0	122.0	SMDT 2380 MTL/MSL/MEL+SMDH 230-1.5D	J117
	45.0	122.0	SMDT 2380 MTL/MSL/MEL+SMDH 230-1.5DF	J114
	80.0	164.7	SMDT 2380 MTL/MSL/MEL+SMDH 230-3D	J117
	80.0	164.7	SMDT 2380 MTL/MSL/MEL+SMDH 230-3DF	J114
	80.0	164.7	SMDT 2380 MTL/MSL/MEL+SMDH 230M	J112
	128.0	214.7	SMDT 2380 MTL/MSL/MEL+SMDH 230-5D	J117
	128.0	214.7	SMDT 2380 MTL/MSL/MEL+SMDH 230-5DF	J114
	128.0	214.7	SMDT 2380 MTL/MSL/MEL+SMDH 230L	J112
	199.0	284.7	SMDT 2380 MTL/MSL/MEL+SMDH 230-8D	J117
	199.0	284.7	SMDT 2380 MTL/MSL/MEL+SMDH 230-8DF	J114
	199.0	284.7	SMDT 2380 MTL/MSL/MEL+SMDH 230D	J112
	280.0	359.0	SMDT 2380 MTL/MSL/MEL+SMDH 230-12D	J117
23.9	46.0	128.4	SMDT 2390 MTL/MSL/MEL+SMDH 240-1.5D	J117
	46.0	128.4	SMDT 2390 MTL/MSL/MEL+SMDH 240-1.5DF	J114
	83.0	174.6	SMDT 2390 MTL/MSL/MEL+SMDH 240-3D	J117
	83.0	174.6	SMDT 2390 MTL/MSL/MEL+SMDH 240-3DF	J114
	83.0	174.6	SMDT 2390 MTL/MSL/MEL+SMDH 240M	J112
	133.0	224.6	SMDT 2390 MTL/MSL/MEL+SMDH 240-5D	J117
	133.0	224.6	SMDT 2390 MTL/MSL/MEL+SMDH 240-5DF	J114
	133.0	224.6	SMDT 2390 MTL/MSL/MEL+SMDH 240L	J112
	207.0	299.6	SMDT 2390 MTL/MSL/MEL+SMDH 240-8D	J117
	207.0	299.6	SMDT 2390 MTL/MSL/MEL+SMDH 240-8DF	J114
	207.0	299.6	SMDT 2390 MTL/MSL/MEL+SMDH 240D	J112
	292.0	376.1	SMDT 2390 MTL/MSL/MEL+SMDH 240-12D	J117
24.0	42.0	124.3	SMDT 2400 MFS+SMDH 240-1.5D	J125
	42.0	124.3	SMDT 2400 MFS+SMDH 240-1.5DF	J122
	46.0	128.4	SMDT 2400 MTL/MSL/MEL+SMDH 240-1.5D	J117
	46.0	128.4	SMDT 2400 MTL/MSL/MEL+SMDH 240-1.5DF	J114
	79.0	170.5	SMDT 2400 MFS+SMDH 240-3D	J125
	79.0	170.5	SMDT 2400 MFS+SMDH 240-3DF	J122
	79.0	170.5	SMDT 2400 MFS+SMDH 240M	J120
	83.0	174.6	SMDT 2400 MTL/MSL/MEL+SMDH 240-3D	J117
	83.0	174.6	SMDT 2400 MTL/MSL/MEL+SMDH 240-3DF	J114
	83.0	174.6	SMDT 2400 MTL/MSL/MEL+SMDH 240M	J112
	129.0	220.5	SMDT 2400 MFS+SMDH 240-5D	J125
	129.0	220.5	SMDT 2400 MFS+SMDH 240-5DF	J122
	129.0	220.5	SMDT 2400 MFS+SMDH 240L	J120
	133.0	224.6	SMDT 2400 MTL/MSL/MEL+SMDH 240-5D	J117
	133.0	224.6	SMDT 2400 MTL/MSL/MEL+SMDH 240-5DF	J114
	133.0	224.6	SMDT 2400 MTL/MSL/MEL+SMDH 240L	J112
	203.0	295.5	SMDT 2400 MFS+SMDH 240-8D	J125
	203.0	295.5	SMDT 2400 MFS+SMDH 240-8DF	J122
	203.0	295.5	SMDT 2400 MFS+SMDH 240D	J120
	207.0	299.6	SMDT 2400 MTL/MSL/MEL+SMDH 240-8D	J117
	207.0	299.6	SMDT 2400 MTL/MSL/MEL+SMDH 240-8DF	J114
	207.0	299.6	SMDT 2400 MTL/MSL/MEL+SMDH 240D	J112
	288.0	372.0	SMDT 2400 MFS+SMDH 240-12D	J125
	292.0	376.1	SMDT 2400 MTL/MSL/MEL+SMDH 240-12D	J117
24.1	46.0	128.4	SMDT 2410 MTL/MSL/MEL+SMDH 240-1.5D	J117
	46.0	128.4	SMDT 2410 MTL/MSL/MEL+SMDH 240-1.5DF	J114
	83.0	174.6	SMDT 2410 MTL/MSL/MEL+SMDH 240-3D	J117
	83.0	174.6	SMDT 2410 MTL/MSL/MEL+SMDH 240-3DF	J114
	83.0	174.6	SMDT 2410 MTL/MSL/MEL+SMDH 240M	J112
	133.0	224.6	SMDT 2410 MTL/MSL/MEL+SMDH 240-5D	J117
	133.0	224.6	SMDT 2410 MTL/MSL/MEL+SMDH 240-5DF	J114
	133.0	224.6	SMDT 2410 MTL/MSL/MEL+SMDH 240L	J112
	207.0	299.6	SMDT 2410 MTL/MSL/MEL+SMDH 240-8D	J117
	207.0	299.6	SMDT 2410 MTL/MSL/MEL+SMDH 240-8DF	J114
	207.0	299.6	SMDT 2410 MTL/MSL/MEL+SMDH 240D	J112
	292.0	376.1	SMDT 2410 MTL/MSL/MEL+SMDH 240-12D	J117
24.2	46.0	128.4	SMDT 2420 MTL/MSL/MEL+SMDH 240-1.5D	J117
	46.0	128.4	SMDT 2420 MTL/MSL/MEL+SMDH 240-1.5DF	J114
	83.0	174.6	SMDT 2420 MTL/MSL/MEL+SMDH 240-3D	J117
	83.0	174.6	SMDT 2420 MTL/MSL/MEL+SMDH 240-3DF	J114
	83.0	174.6	SMDT 2420 MTL/MSL/MEL+SMDH 240M	J112

(蓝色文字：扁平刀头　机夹式)

有效长度(LU)为可使用长度的参考标准，加工时请根据沟槽长度(LCF)考虑切屑排出量进行使用。

不同刃径的有效长度一览

●刃径ø24.2～ø24.7mm

刃径 DC	有效长度 LU	全长 OAL	型号	页码
24.2	133.0	224.6	SMDT 2420 MTL/MSL/MEL+SMDH 240-5D	J117
	133.0	224.6	SMDT 2420 MTL/MSL/MEL+SMDH 240-5DF	J114
	133.0	224.6	SMDT 2420 MTL/MSL/MEL+SMDH 240L	J112
	207.0	299.6	SMDT 2420 MTL/MSL/MEL+SMDH 240-8D	J117
	207.0	299.6	SMDT 2420 MTL/MSL/MEL+SMDH 240-8DF	J114
	207.0	299.6	SMDT 2420 MTL/MSL/MEL+SMDH 240D	J112
	292.0	376.1	SMDT 2420 MTL/MSL/MEL+SMDH 240-12D	J117
24.3	46.0	128.4	SMDT 2430 MTL/MSL/MEL+SMDH 240-1.5D	J117
	46.0	128.4	SMDT 2430 MTL/MSL/MEL+SMDH 240-1.5DF	J114
	83.0	174.6	SMDT 2430 MTL/MSL/MEL+SMDH 240-3D	J117
	83.0	174.6	SMDT 2430 MTL/MSL/MEL+SMDH 240-3DF	J114
	83.0	174.6	SMDT 2430 MTL/MSL/MEL+SMDH 240M	J112
	133.0	224.6	SMDT 2430 MTL/MSL/MEL+SMDH 240-5D	J117
	133.0	224.6	SMDT 2430 MTL/MSL/MEL+SMDH 240-5DF	J114
	133.0	224.6	SMDT 2430 MTL/MSL/MEL+SMDH 240L	J112
	207.0	299.6	SMDT 2430 MTL/MSL/MEL+SMDH 240-8D	J117
	207.0	299.6	SMDT 2430 MTL/MSL/MEL+SMDH 240-8DF	J114
	207.0	299.6	SMDT 2430 MTL/MSL/MEL+SMDH 240D	J112
	292.0	376.1	SMDT 2430 MTL/MSL/MEL+SMDH 240-12D	J117
24.4	46.0	128.4	SMDT 2440 MTL/MSL/MEL+SMDH 240-1.5D	J117
	46.0	128.4	SMDT 2440 MTL/MSL/MEL+SMDH 240-1.5DF	J114
	83.0	174.6	SMDT 2440 MTL/MSL/MEL+SMDH 240-3D	J117
	83.0	174.6	SMDT 2440 MTL/MSL/MEL+SMDH 240-3DF	J114
	83.0	174.6	SMDT 2440 MTL/MSL/MEL+SMDH 240M	J112
	133.0	224.6	SMDT 2440 MTL/MSL/MEL+SMDH 240-5D	J117
	133.0	224.6	SMDT 2440 MTL/MSL/MEL+SMDH 240-5DF	J114
	133.0	224.6	SMDT 2440 MTL/MSL/MEL+SMDH 240L	J112
	207.0	299.6	SMDT 2440 MTL/MSL/MEL+SMDH 240-8D	J117
	207.0	299.6	SMDT 2440 MTL/MSL/MEL+SMDH 240-8DF	J114
	207.0	299.6	SMDT 2440 MTL/MSL/MEL+SMDH 240D	J112
	292.0	376.1	SMDT 2440 MTL/MSL/MEL+SMDH 240-12D	J117
24.5	42.0	124.3	SMDT 2450 MFS+SMDH 240-1.5D	J125
	42.0	124.3	SMDT 2450 MFS+SMDH 240-1.5DF	J122
	46.0	128.4	SMDT 2450 MTL/MSL/MEL+SMDH 240-1.5D	J117
	46.0	128.4	SMDT 2450 MTL/MSL/MEL+SMDH 240-1.5DF	J114
	79.0	170.5	SMDT 2450 MFS+SMDH 240-3D	J125
	79.0	170.5	SMDT 2450 MFS+SMDH 240-3DF	J122
	79.0	170.5	SMDT 2450 MFS+SMDH 240M	J120
	83.0	174.6	SMDT 2450 MTL/MSL/MEL+SMDH 240-3D	J117
	83.0	174.6	SMDT 2450 MTL/MSL/MEL+SMDH 240-3DF	J114
	83.0	174.6	SMDT 2450 MTL/MSL/MEL+SMDH 240M	J112
	90.3	173.3	SMDT 2450 MB+SMDH 240B3	J127
	129.0	220.5	SMDT 2450 MFS+SMDH 240-5D	J125
	129.0	220.5	SMDT 2450 MFS+SMDH 240-5DF	J122
	129.0	220.5	SMDT 2450 MFS+SMDH 240L	J120
	133.0	224.6	SMDT 2450 MTL/MSL/MEL+SMDH 240-5D	J117
	133.0	224.6	SMDT 2450 MTL/MSL/MEL+SMDH 240-5DF	J114
	133.0	224.6	SMDT 2450 MTL/MSL/MEL+SMDH 240L	J112
	203.0	295.5	SMDT 2450 MFS+SMDH 240-8D	J125
	203.0	295.5	SMDT 2450 MFS+SMDH 240-8DF	J122
	203.0	295.5	SMDT 2450 MFS+SMDH 240D	J120
	207.0	299.6	SMDT 2450 MTL/MSL/MEL+SMDH 240-8D	J117
	207.0	299.6	SMDT 2450 MTL/MSL/MEL+SMDH 240-8DF	J114
	207.0	299.6	SMDT 2450 MTL/MSL/MEL+SMDH 240D	J112
	288.0	372.0	SMDT 2450 MFS+SMDH 240-12D	J125
	292.0	376.1	SMDT 2450 MTL/MSL/MEL+SMDH 240-12D	J117
24.6	46.0	128.4	SMDT 2460 MTL/MSL/MEL+SMDH 240-1.5D	J117
	46.0	128.4	SMDT 2460 MTL/MSL/MEL+SMDH 240-1.5DF	J114
	83.0	174.6	SMDT 2460 MTL/MSL/MEL+SMDH 240-3D	J117
	83.0	174.6	SMDT 2460 MTL/MSL/MEL+SMDH 240-3DF	J114
	83.0	174.6	SMDT 2460 MTL/MSL/MEL+SMDH 240M	J112
	133.0	224.6	SMDT 2460 MTL/MSL/MEL+SMDH 240-5D	J117
	133.0	224.6	SMDT 2460 MTL/MSL/MEL+SMDH 240-5DF	J114
	133.0	224.6	SMDT 2460 MTL/MSL/MEL+SMDH 240L	J112
	207.0	299.6	SMDT 2460 MTL/MSL/MEL+SMDH 240-8D	J117
	207.0	299.6	SMDT 2460 MTL/MSL/MEL+SMDH 240-8DF	J114
	207.0	299.6	SMDT 2460 MTL/MSL/MEL+SMDH 240D	J112
	292.0	376.1	SMDT 2460 MTL/MSL/MEL+SMDH 240-12D	J117
24.7	46.0	128.4	SMDT 2470 MTL/MSL/MEL+SMDH 240-1.5D	J117
	46.0	128.4	SMDT 2470 MTL/MSL/MEL+SMDH 240-1.5DF	J114
	83.0	174.6	SMDT 2470 MTL/MSL/MEL+SMDH 240-3D	J117
	83.0	174.6	SMDT 2470 MTL/MSL/MEL+SMDH 240-3DF	J114
	83.0	174.6	SMDT 2470 MTL/MSL/MEL+SMDH 240M	J112
	90.3	173.3	SMDT 2470 MB+SMDH 240B3	J127
	133.0	224.6	SMDT 2470 MTL/MSL/MEL+SMDH 240-5D	J117
	133.0	224.6	SMDT 2470 MTL/MSL/MEL+SMDH 240-5DF	J114
	133.0	224.6	SMDT 2470 MTL/MSL/MEL+SMDH 240L	J112
	207.0	299.6	SMDT 2470 MTL/MSL/MEL+SMDH 240-8D	J117
	207.0	299.6	SMDT 2470 MTL/MSL/MEL+SMDH 240-8DF	J114
	207.0	299.6	SMDT 2470 MTL/MSL/MEL+SMDH 240D	J112

(蓝色文字：扁平刀头　机夹式)

●刃径ø24.7～ø25.3mm

刃径 DC	有效长度 LU	全长 OAL	型号	页码
24.7	292.0	376.1	SMDT 2470 MTL/MSL/MEL+SMDH 240-12D	J117
24.8	46.0	128.4	SMDT 2480 MTL/MSL/MEL+SMDH 240-1.5D	J117
	46.0	128.4	SMDT 2480 MTL/MSL/MEL+SMDH 240-1.5DF	J114
	83.0	174.6	SMDT 2480 MTL/MSL/MEL+SMDH 240-3D	J117
	83.0	174.6	SMDT 2480 MTL/MSL/MEL+SMDH 240-3DF	J114
	83.0	174.6	SMDT 2480 MTL/MSL/MEL+SMDH 240M	J112
	133.0	224.6	SMDT 2480 MTL/MSL/MEL+SMDH 240-5D	J117
	133.0	224.6	SMDT 2480 MTL/MSL/MEL+SMDH 240-5DF	J114
	133.0	224.6	SMDT 2480 MTL/MSL/MEL+SMDH 240L	J112
	207.0	299.6	SMDT 2480 MTL/MSL/MEL+SMDH 240-8D	J117
	207.0	299.6	SMDT 2480 MTL/MSL/MEL+SMDH 240-8DF	J114
	207.0	299.6	SMDT 2480 MTL/MSL/MEL+SMDH 240D	J112
	292.0	376.1	SMDT 2480 MTL/MSL/MEL+SMDH 240-12D	J117
24.9	48.0	128.8	SMDT 2490 MTL/MSL/MEL+SMDH 250-1.5D	J117
	48.0	128.8	SMDT 2490 MTL/MSL/MEL+SMDH 250-1.5DF	J115
	87.0	174.5	SMDT 2490 MTL/MSL/MEL+SMDH 250-3D	J117
	87.0	174.5	SMDT 2490 MTL/MSL/MEL+SMDH 250-3DF	J115
	87.0	174.5	SMDT 2490 MTL/MSL/MEL+SMDH 250M	J112
	138.0	229.5	SMDT 2490 MTL/MSL/MEL+SMDH 250-5D	J117
	138.0	229.5	SMDT 2490 MTL/MSL/MEL+SMDH 250-5DF	J115
	138.0	229.5	SMDT 2490 MTL/MSL/MEL+SMDH 250L	J112
	216.0	304.5	SMDT 2490 MTL/MSL/MEL+SMDH 250-8D	J117
	216.0	304.5	SMDT 2490 MTL/MSL/MEL+SMDH 250-8DF	J115
	216.0	304.5	SMDT 2490 MTL/MSL/MEL+SMDH 250D	J112
	304.0	388.3	SMDT 2490 MTL/MSL/MEL+SMDH 250-12D	J117
25.0	43.0	124.7	SMDT 2500 MFS+SMDH 250-1.5D	J125
	43.0	124.7	SMDT 2500 MFS+SMDH 250-1.5DF	J123
	48.0	128.8	SMDT 2500 MTL/MSL/MEL+SMDH 250-1.5D	J117
	48.0	128.8	SMDT 2500 MTL/MSL/MEL+SMDH 250-1.5DF	J115
	50.0	127.0	PDL 250D2S25	J144
	75.0	152.0	PDL 250D3S25	J144
	82.0	170.4	SMDT 2500 MFS+SMDH 250-3D	J125
	82.0	170.4	SMDT 2500 MFS+SMDH 250-3DF	J123
	82.0	170.4	SMDT 2500 MFS+SMDH 250M	J120
	87.0	174.5	SMDT 2500 MTL/MSL/MEL+SMDH 250-3D	J117
	87.0	174.5	SMDT 2500 MTL/MSL/MEL+SMDH 250-3DF	J115
	87.0	174.5	SMDT 2500 MTL/MSL/MEL+SMDH 250M	J112
	134.0	225.4	SMDT 2500 MFS+SMDH 250-5D	J125
	134.0	225.4	SMDT 2500 MFS+SMDH 250-5DF	J123
	134.0	225.4	SMDT 2500 MFS+SMDH 250L	J120
	138.0	229.5	SMDT 2500 MTL/MSL/MEL+SMDH 250-5D	J117
	138.0	229.5	SMDT 2500 MTL/MSL/MEL+SMDH 250-5DF	J115
	138.0	229.5	SMDT 2500 MTL/MSL/MEL+SMDH 250L	J112
	211.0	300.4	SMDT 2500 MFS+SMDH 250-8D	J125
	211.0	300.4	SMDT 2500 MFS+SMDH 250-8DF	J123
	211.0	300.4	SMDT 2500 MFS+SMDH 250D	J120
	216.0	304.5	SMDT 2500 MTL/MSL/MEL+SMDH 250-8D	J117
	216.0	304.5	SMDT 2500 MTL/MSL/MEL+SMDH 250-8DF	J115
	216.0	304.5	SMDT 2500 MTL/MSL/MEL+SMDH 250D	J112
	300.0	384.2	SMDT 2500 MFS+SMDH 250-12D	J125
	304.0	388.3	SMDT 2500 MTL/MSL/MEL+SMDH 250-12D	J117
25.1	48.0	128.8	SMDT 2510 MTL/MSL/MEL+SMDH 250-1.5D	J117
	48.0	128.8	SMDT 2510 MTL/MSL/MEL+SMDH 250-1.5DF	J115
	87.0	174.5	SMDT 2510 MTL/MSL/MEL+SMDH 250-3D	J117
	87.0	174.5	SMDT 2510 MTL/MSL/MEL+SMDH 250-3DF	J115
	87.0	174.5	SMDT 2510 MTL/MSL/MEL+SMDH 250M	J112
	138.0	229.5	SMDT 2510 MTL/MSL/MEL+SMDH 250-5D	J117
	138.0	229.5	SMDT 2510 MTL/MSL/MEL+SMDH 250-5DF	J115
	138.0	229.5	SMDT 2510 MTL/MSL/MEL+SMDH 250L	J112
	216.0	304.5	SMDT 2510 MTL/MSL/MEL+SMDH 250-8D	J117
	216.0	304.5	SMDT 2510 MTL/MSL/MEL+SMDH 250-8DF	J115
	216.0	304.5	SMDT 2510 MTL/MSL/MEL+SMDH 250D	J112
	304.0	388.3	SMDT 2510 MTL/MSL/MEL+SMDH 250-12D	J117
25.2	48.0	128.8	SMDT 2520 MTL/MSL/MEL+SMDH 250-1.5D	J117
	48.0	128.8	SMDT 2520 MTL/MSL/MEL+SMDH 250-1.5DF	J115
	87.0	174.5	SMDT 2520 MTL/MSL/MEL+SMDH 250-3D	J117
	87.0	174.5	SMDT 2520 MTL/MSL/MEL+SMDH 250-3DF	J115
	87.0	174.5	SMDT 2520 MTL/MSL/MEL+SMDH 250M	J112
	138.0	229.5	SMDT 2520 MTL/MSL/MEL+SMDH 250-5D	J117
	138.0	229.5	SMDT 2520 MTL/MSL/MEL+SMDH 250-5DF	J115
	138.0	229.5	SMDT 2520 MTL/MSL/MEL+SMDH 250L	J112
	216.0	304.5	SMDT 2520 MTL/MSL/MEL+SMDH 250-8D	J117
	216.0	304.5	SMDT 2520 MTL/MSL/MEL+SMDH 250-8DF	J115
	216.0	304.5	SMDT 2520 MTL/MSL/MEL+SMDH 250D	J112
	304.0	388.3	SMDT 2520 MTL/MSL/MEL+SMDH 250-12D	J117
25.3	48.0	128.8	SMDT 2530 MTL/MSL/MEL+SMDH 250-1.5D	J117
	48.0	128.8	SMDT 2530 MTL/MSL/MEL+SMDH 250-1.5DF	J115
	87.0	174.5	SMDT 2530 MTL/MSL/MEL+SMDH 250-3D	J117
	87.0	174.5	SMDT 2530 MTL/MSL/MEL+SMDH 250-3DF	J115
	87.0	174.5	SMDT 2530 MTL/MSL/MEL+SMDH 250M	J112

(蓝色文字：扁平刀头　机夹式)

●刃径ø25.3～ø25.9mm

刃径 DC	有效长度 LU	全长 OAL	型号	页码
25.3	138.0	229.5	SMDT 2530 MTL/MSL/MEL+SMDH 250-5D	J117
	138.0	229.5	SMDT 2530 MTL/MSL/MEL+SMDH 250-5DF	J115
	138.0	229.5	SMDT 2530 MTL/MSL/MEL+SMDH 250L	J112
	216.0	304.5	SMDT 2530 MTL/MSL/MEL+SMDH 250-8D	J117
	216.0	304.5	SMDT 2530 MTL/MSL/MEL+SMDH 250-8DF	J115
	216.0	304.5	SMDT 2530 MTL/MSL/MEL+SMDH 250D	J112
	304.0	388.3	SMDT 2530 MTL/MSL/MEL+SMDH 250-12D	J117
25.4	48.0	128.8	SMDT 2540 MTL/MSL/MEL+SMDH 250-1.5D	J117
	48.0	128.8	SMDT 2540 MTL/MSL/MEL+SMDH 250-1.5DF	J115
	87.0	174.5	SMDT 2540 MTL/MSL/MEL+SMDH 250-3D	J117
	87.0	174.5	SMDT 2540 MTL/MSL/MEL+SMDH 250-3DF	J115
	87.0	174.5	SMDT 2540 MTL/MSL/MEL+SMDH 250M	J112
	138.0	229.5	SMDT 2540 MTL/MSL/MEL+SMDH 250-5D	J117
	138.0	229.5	SMDT 2540 MTL/MSL/MEL+SMDH 250-5DF	J115
	138.0	229.5	SMDT 2540 MTL/MSL/MEL+SMDH 250L	J112
	216.0	304.5	SMDT 2540 MTL/MSL/MEL+SMDH 250-8D	J117
	216.0	304.5	SMDT 2540 MTL/MSL/MEL+SMDH 250-8DF	J115
	216.0	304.5	SMDT 2540 MTL/MSL/MEL+SMDH 250D	J112
	304.0	388.3	SMDT 2540 MTL/MSL/MEL+SMDH 250-12D	J117
25.5	43.0	124.7	SMDT 2550 MFS+SMDH 250-1.5D	J125
	43.0	124.7	SMDT 2550 MFS+SMDH 250-1.5DF	J123
	48.0	128.8	SMDT 2550 MTL/MSL/MEL+SMDH 250-1.5D	J117
	48.0	128.8	SMDT 2550 MTL/MSL/MEL+SMDH 250-1.5DF	J115
	82.0	170.4	SMDT 2550 MFS+SMDH 250-3D	J125
	82.0	170.4	SMDT 2550 MFS+SMDH 250-3DF	J123
	82.0	170.4	SMDT 2550 MFS+SMDH 250M	J120
	87.0	174.5	SMDT 2550 MTL/MSL/MEL+SMDH 250-3D	J117
	87.0	174.5	SMDT 2550 MTL/MSL/MEL+SMDH 250-3DF	J115
	87.0	174.5	SMDT 2550 MTL/MSL/MEL+SMDH 250M	J112
	134.0	225.4	SMDT 2550 MFS+SMDH 250-5D	J125
	134.0	225.4	SMDT 2550 MFS+SMDH 250-5DF	J123
	134.0	225.4	SMDT 2550 MFS+SMDH 250L	J120
	138.0	229.5	SMDT 2550 MTL/MSL/MEL+SMDH 250-5D	J117
	138.0	229.5	SMDT 2550 MTL/MSL/MEL+SMDH 250-5DF	J115
	138.0	229.5	SMDT 2550 MTL/MSL/MEL+SMDH 250L	J112
	211.0	300.4	SMDT 2550 MFS+SMDH 250-8D	J125
	211.0	300.4	SMDT 2550 MFS+SMDH 250-8DF	J123
	211.0	300.4	SMDT 2550 MFS+SMDH 250D	J120
	216.0	304.5	SMDT 2550 MTL/MSL/MEL+SMDH 250-8D	J117
	216.0	304.5	SMDT 2550 MTL/MSL/MEL+SMDH 250-8DF	J115
	216.0	304.5	SMDT 2550 MTL/MSL/MEL+SMDH 250D	J112
	300.0	384.2	SMDT 2550 MFS+SMDH 250-12D	J125
	304.0	388.3	SMDT 2550 MTL/MSL/MEL+SMDH 250-12D	J117
25.6	48.0	128.8	SMDT 2560 MTL/MSL/MEL+SMDH 250-1.5D	J117
	48.0	128.8	SMDT 2560 MTL/MSL/MEL+SMDH 250-1.5DF	J115
	87.0	174.5	SMDT 2560 MTL/MSL/MEL+SMDH 250-3D	J117
	87.0	174.5	SMDT 2560 MTL/MSL/MEL+SMDH 250-3DF	J115
	87.0	174.5	SMDT 2560 MTL/MSL/MEL+SMDH 250M	J112
	138.0	229.5	SMDT 2560 MTL/MSL/MEL+SMDH 250-5D	J117
	138.0	229.5	SMDT 2560 MTL/MSL/MEL+SMDH 250-5DF	J115
	138.0	229.5	SMDT 2560 MTL/MSL/MEL+SMDH 250L	J112
	216.0	304.5	SMDT 2560 MTL/MSL/MEL+SMDH 250-8D	J117
	216.0	304.5	SMDT 2560 MTL/MSL/MEL+SMDH 250-8DF	J115
	216.0	304.5	SMDT 2560 MTL/MSL/MEL+SMDH 250D	J112
	304.0	388.3	SMDT 2560 MTL/MSL/MEL+SMDH 250-12D	J117
25.7	48.0	128.8	SMDT 2570 MTL/MSL/MEL+SMDH 250-1.5D	J117
	48.0	128.8	SMDT 2570 MTL/MSL/MEL+SMDH 250-1.5DF	J115
	87.0	174.5	SMDT 2570 MTL/MSL/MEL+SMDH 250-3D	J117
	87.0	174.5	SMDT 2570 MTL/MSL/MEL+SMDH 250-3DF	J115
	87.0	174.5	SMDT 2570 MTL/MSL/MEL+SMDH 250M	J112
	138.0	229.5	SMDT 2570 MTL/MSL/MEL+SMDH 250-5D	J117
	138.0	229.5	SMDT 2570 MTL/MSL/MEL+SMDH 250-5DF	J115
	138.0	229.5	SMDT 2570 MTL/MSL/MEL+SMDH 250L	J112
	216.0	304.5	SMDT 2570 MTL/MSL/MEL+SMDH 250-8D	J117
	216.0	304.5	SMDT 2570 MTL/MSL/MEL+SMDH 250-8DF	J115
	216.0	304.5	SMDT 2570 MTL/MSL/MEL+SMDH 250D	J112
	304.0	388.3	SMDT 2570 MTL/MSL/MEL+SMDH 250-12D	J117
25.8	48.0	128.8	SMDT 2580 MTL/MSL/MEL+SMDH 250-1.5D	J117
	48.0	128.8	SMDT 2580 MTL/MSL/MEL+SMDH 250-1.5DF	J115
	87.0	174.5	SMDT 2580 MTL/MSL/MEL+SMDH 250-3D	J117
	87.0	174.5	SMDT 2580 MTL/MSL/MEL+SMDH 250-3DF	J115
	87.0	174.5	SMDT 2580 MTL/MSL/MEL+SMDH 250M	J112
	138.0	229.5	SMDT 2580 MTL/MSL/MEL+SMDH 250-5D	J117
	138.0	229.5	SMDT 2580 MTL/MSL/MEL+SMDH 250-5DF	J115
	138.0	229.5	SMDT 2580 MTL/MSL/MEL+SMDH 250L	J112
	216.0	304.5	SMDT 2580 MTL/MSL/MEL+SMDH 250-8D	J117
	216.0	304.5	SMDT 2580 MTL/MSL/MEL+SMDH 250-8DF	J115
	216.0	304.5	SMDT 2580 MTL/MSL/MEL+SMDH 250D	J112
	304.0	388.3	SMDT 2580 MTL/MSL/MEL+SMDH 250-12D	J117
25.9	50.0	131.5	SMDT 2590 MTL/MSL/MEL+SMDH 260-1.5D	J117

(蓝色文字：扁平刀头　机夹式)

有效长度(LU)为可使用长度的参考标准，加工时请根据沟槽长度(LCF)考虑切屑排出量进行使用。

不同刃径的有效长度一览

●刃径ø25.9～ø26.4mm

刃径 DC	有效长度 LU	全长 OAL	型号	页码
25.9	50.0	131.5	SMDT 2590 MTL/MSL/MEL+SMDH 260-1.5DF	J115
	90.0	179.7	SMDT 2590 MTL/MSL/MEL+SMDH 260-3D	J117
	90.0	179.7	SMDT 2590 MTL/MSL/MEL+SMDH 260-3DF	J115
	90.0	179.7	SMDT 2590 MTL/MSL/MEL+SMDH 260M	J112
	143.0	234.7	SMDT 2590 MTL/MSL/MEL+SMDH 260-5D	J117
	143.0	234.7	SMDT 2590 MTL/MSL/MEL+SMDH 260-5DF	J115
	143.0	234.7	SMDT 2590 MTL/MSL/MEL+SMDH 260L	J112
	224.0	314.7	SMDT 2590 MTL/MSL/MEL+SMDH 260-8D	J117
	224.0	314.7	SMDT 2590 MTL/MSL/MEL+SMDH 260-8DF	J115
	224.0	314.7	SMDT 2590 MTL/MSL/MEL+SMDH 260D	J112
	316.0	400.8	SMDT 2590 MTL/MSL/MEL+SMDH 260-12D	J117
26.0	45.0	127.3	SMDT 2600 MFS+SMDH 260-1.5D	J125
	45.0	127.3	SMDT 2600 MFS+SMDH 260-1.5DF	J123
	50.0	131.5	SMDT 2600 MTL/MSL/MEL+SMDH 260-1.5D	J117
	50.0	131.5	SMDT 2600 MTL/MSL/MEL+SMDH 260-1.5DF	J115
	85.0	175.5	SMDT 2600 MFS+SMDH 260-3D	J125
	85.0	175.5	SMDT 2600 MFS+SMDH 260-3DF	J123
	85.0	175.5	SMDT 2600 MFS+SMDH 260M	J120
	90.0	179.7	SMDT 2600 MTL/MSL/MEL+SMDH 260-3D	J117
	90.0	179.7	SMDT 2600 MTL/MSL/MEL+SMDH 260-3DF	J115
	90.0	179.7	SMDT 2600 MTL/MSL/MEL+SMDH 260M	J112
	139.0	230.5	SMDT 2600 MFS+SMDH 260-5D	J125
	139.0	230.5	SMDT 2600 MFS+SMDH 260-5DF	J123
	139.0	230.5	SMDT 2600 MFS+SMDH 260L	J120
	143.0	234.7	SMDT 2600 MTL/MSL/MEL+SMDH 260-5D	J117
	143.0	234.7	SMDT 2600 MTL/MSL/MEL+SMDH 260-5DF	J115
	143.0	234.7	SMDT 2600 MTL/MSL/MEL+SMDH 260L	J112
	219.0	310.5	SMDT 2600 MFS+SMDH 260-8D	J125
	219.0	310.5	SMDT 2600 MFS+SMDH 260-8DF	J123
	219.0	310.5	SMDT 2600 MFS+SMDH 260D	J120
	224.0	314.7	SMDT 2600 MTL/MSL/MEL+SMDH 260-8D	J117
	224.0	314.7	SMDT 2600 MTL/MSL/MEL+SMDH 260-8DF	J115
	224.0	314.7	SMDT 2600 MTL/MSL/MEL+SMDH 260D	J112
	312.0	396.6	SMDT 2600 MFS+SMDH 260-12D	J125
	316.0	400.8	SMDT 2600 MTL/MSL/MEL+SMDH 260-12D	J117
26.1	50.0	131.5	SMDT 2610 MTL/MSL/MEL+SMDH 260-1.5D	J117
	50.0	131.5	SMDT 2610 MTL/MSL/MEL+SMDH 260-1.5DF	J115
	90.0	179.7	SMDT 2610 MTL/MSL/MEL+SMDH 260-3D	J117
	90.0	179.7	SMDT 2610 MTL/MSL/MEL+SMDH 260-3DF	J115
	90.0	179.7	SMDT 2610 MTL/MSL/MEL+SMDH 260M	J112
	143.0	234.7	SMDT 2610 MTL/MSL/MEL+SMDH 260-5D	J117
	143.0	234.7	SMDT 2610 MTL/MSL/MEL+SMDH 260-5DF	J115
	143.0	234.7	SMDT 2610 MTL/MSL/MEL+SMDH 260L	J112
	224.0	314.7	SMDT 2610 MTL/MSL/MEL+SMDH 260-8D	J117
	224.0	314.7	SMDT 2610 MTL/MSL/MEL+SMDH 260-8DF	J115
	224.0	314.7	SMDT 2610 MTL/MSL/MEL+SMDH 260D	J112
	316.0	400.8	SMDT 2610 MTL/MSL/MEL+SMDH 260-12D	J117
26.2	50.0	131.5	SMDT 2620 MTL/MSL/MEL+SMDH 260-1.5D	J117
	50.0	131.5	SMDT 2620 MTL/MSL/MEL+SMDH 260-1.5DF	J115
	90.0	179.7	SMDT 2620 MTL/MSL/MEL+SMDH 260-3D	J117
	90.0	179.7	SMDT 2620 MTL/MSL/MEL+SMDH 260-3DF	J115
	90.0	179.7	SMDT 2620 MTL/MSL/MEL+SMDH 260M	J112
	143.0	234.7	SMDT 2620 MTL/MSL/MEL+SMDH 260-5D	J117
	143.0	234.7	SMDT 2620 MTL/MSL/MEL+SMDH 260-5DF	J115
	143.0	234.7	SMDT 2620 MTL/MSL/MEL+SMDH 260L	J112
	224.0	314.7	SMDT 2620 MTL/MSL/MEL+SMDH 260-8D	J117
	224.0	314.7	SMDT 2620 MTL/MSL/MEL+SMDH 260-8DF	J115
	224.0	314.7	SMDT 2620 MTL/MSL/MEL+SMDH 260D	J112
	316.0	400.8	SMDT 2620 MTL/MSL/MEL+SMDH 260-12D	J117
26.3	50.0	131.5	SMDT 2630 MTL/MSL/MEL+SMDH 260-1.5D	J117
	50.0	131.5	SMDT 2630 MTL/MSL/MEL+SMDH 260-1.5DF	J115
	90.0	179.7	SMDT 2630 MTL/MSL/MEL+SMDH 260-3D	J117
	90.0	179.7	SMDT 2630 MTL/MSL/MEL+SMDH 260-3DF	J115
	90.0	179.7	SMDT 2630 MTL/MSL/MEL+SMDH 260M	J112
	143.0	234.7	SMDT 2630 MTL/MSL/MEL+SMDH 260-5D	J117
	143.0	234.7	SMDT 2630 MTL/MSL/MEL+SMDH 260-5DF	J115
	143.0	234.7	SMDT 2630 MTL/MSL/MEL+SMDH 260L	J112
	224.0	314.7	SMDT 2630 MTL/MSL/MEL+SMDH 260-8D	J117
	224.0	314.7	SMDT 2630 MTL/MSL/MEL+SMDH 260-8DF	J115
	224.0	314.7	SMDT 2630 MTL/MSL/MEL+SMDH 260D	J112
	316.0	400.8	SMDT 2630 MTL/MSL/MEL+SMDH 260-12D	J117
26.4	50.0	131.5	SMDT 2640 MTL/MSL/MEL+SMDH 260-1.5D	J117
	50.0	131.5	SMDT 2640 MTL/MSL/MEL+SMDH 260-1.5DF	J115
	90.0	179.7	SMDT 2640 MTL/MSL/MEL+SMDH 260-3D	J117
	90.0	179.7	SMDT 2640 MTL/MSL/MEL+SMDH 260-3DF	J115
	90.0	179.7	SMDT 2640 MTL/MSL/MEL+SMDH 260M	J112
	143.0	234.7	SMDT 2640 MTL/MSL/MEL+SMDH 260-5D	J117
	143.0	234.7	SMDT 2640 MTL/MSL/MEL+SMDH 260-5DF	J115
	143.0	234.7	SMDT 2640 MTL/MSL/MEL+SMDH 260L	J112
	224.0	314.7	SMDT 2640 MTL/MSL/MEL+SMDH 260-8D	J117

(蓝色文字：扁平刀头　机夹式)

●刃径ø26.4～ø27.0mm

刃径 DC	有效长度 LU	全长 OAL	型号	页码
26.4	224.0	314.7	SMDT 2640 MTL/MSL/MEL+SMDH 260-8DF	J115
	224.0	314.7	SMDT 2640 MTL/MSL/MEL+SMDH 260D	J112
	316.0	400.8	SMDT 2640 MTL/MSL/MEL+SMDH 260-12D	J117
26.5	45.0	127.3	SMDT 2650 MFS+SMDH 260-1.5D	J125
	45.0	127.3	SMDT 2650 MFS+SMDH 260-1.5DF	J123
	50.0	131.5	SMDT 2650 MTL/MSL/MEL+SMDH 260-1.5D	J117
	50.0	131.5	SMDT 2650 MTL/MSL/MEL+SMDH 260-1.5DF	J115
	85.0	175.5	SMDT 2650 MFS+SMDH 260-3D	J125
	85.0	175.5	SMDT 2650 MFS+SMDH 260-3DF	J123
	85.0	175.5	SMDT 2650 MFS+SMDH 260M	J120
	90.0	179.7	SMDT 2650 MTL/MSL/MEL+SMDH 260-3D	J117
	90.0	179.7	SMDT 2650 MTL/MSL/MEL+SMDH 260-3DF	J115
	90.0	179.7	SMDT 2650 MTL/MSL/MEL+SMDH 260M	J112
	95.6	178.6	SMDT 2650 MB+SMDH 260B3	J127
	139.0	230.5	SMDT 2650 MFS+SMDH 260-5D	J125
	139.0	230.5	SMDT 2650 MFS+SMDH 260-5DF	J123
	139.0	230.5	SMDT 2650 MFS+SMDH 260L	J120
	143.0	234.7	SMDT 2650 MTL/MSL/MEL+SMDH 260-5D	J117
	143.0	234.7	SMDT 2650 MTL/MSL/MEL+SMDH 260-5DF	J115
	143.0	234.7	SMDT 2650 MTL/MSL/MEL+SMDH 260L	J112
	219.0	310.5	SMDT 2650 MFS+SMDH 260-8D	J125
	219.0	310.5	SMDT 2650 MFS+SMDH 260-8DF	J123
	219.0	310.5	SMDT 2650 MFS+SMDH 260D	J120
	224.0	314.7	SMDT 2650 MTL/MSL/MEL+SMDH 260-8D	J117
	224.0	314.7	SMDT 2650 MTL/MSL/MEL+SMDH 260-8DF	J115
	224.0	314.7	SMDT 2650 MTL/MSL/MEL+SMDH 260D	J112
	312.0	396.6	SMDT 2650 MFS+SMDH 260-12D	J125
	316.0	400.8	SMDT 2650 MTL/MSL/MEL+SMDH 260-12D	J117
26.6	50.0	131.5	SMDT 2660 MTL/MSL/MEL+SMDH 260-1.5D	J117
	50.0	131.5	SMDT 2660 MTL/MSL/MEL+SMDH 260-1.5DF	J115
	90.0	179.7	SMDT 2660 MTL/MSL/MEL+SMDH 260-3D	J117
	90.0	179.7	SMDT 2660 MTL/MSL/MEL+SMDH 260-3DF	J115
	90.0	179.7	SMDT 2660 MTL/MSL/MEL+SMDH 260M	J112
	143.0	234.7	SMDT 2660 MTL/MSL/MEL+SMDH 260-5D	J117
	143.0	234.7	SMDT 2660 MTL/MSL/MEL+SMDH 260-5DF	J115
	143.0	234.7	SMDT 2660 MTL/MSL/MEL+SMDH 260L	J112
	224.0	314.7	SMDT 2660 MTL/MSL/MEL+SMDH 260-8D	J117
	224.0	314.7	SMDT 2660 MTL/MSL/MEL+SMDH 260-8DF	J115
	224.0	314.7	SMDT 2660 MTL/MSL/MEL+SMDH 260D	J112
	316.0	400.8	SMDT 2660 MTL/MSL/MEL+SMDH 260-12D	J117
26.7	50.0	131.5	SMDT 2670 MTL/MSL/MEL+SMDH 260-1.5D	J117
	50.0	131.5	SMDT 2670 MTL/MSL/MEL+SMDH 260-1.5DF	J115
	90.0	179.7	SMDT 2670 MTL/MSL/MEL+SMDH 260-3D	J117
	90.0	179.7	SMDT 2670 MTL/MSL/MEL+SMDH 260-3DF	J115
	90.0	179.7	SMDT 2670 MTL/MSL/MEL+SMDH 260M	J112
	95.6	178.6	SMDT 2670 MB+SMDH 260B3	J127
	143.0	234.7	SMDT 2670 MTL/MSL/MEL+SMDH 260-5D	J117
	143.0	234.7	SMDT 2670 MTL/MSL/MEL+SMDH 260-5DF	J115
	143.0	234.7	SMDT 2670 MTL/MSL/MEL+SMDH 260L	J112
	224.0	314.7	SMDT 2670 MTL/MSL/MEL+SMDH 260-8D	J117
	224.0	314.7	SMDT 2670 MTL/MSL/MEL+SMDH 260-8DF	J115
	224.0	314.7	SMDT 2670 MTL/MSL/MEL+SMDH 260D	J112
	316.0	400.8	SMDT 2670 MTL/MSL/MEL+SMDH 260-12D	J117
26.8	50.0	131.5	SMDT 2680 MTL/MSL/MEL+SMDH 260-1.5D	J117
	50.0	131.5	SMDT 2680 MTL/MSL/MEL+SMDH 260-1.5DF	J115
	90.0	179.7	SMDT 2680 MTL/MSL/MEL+SMDH 260-3D	J117
	90.0	179.7	SMDT 2680 MTL/MSL/MEL+SMDH 260-3DF	J115
	90.0	179.7	SMDT 2680 MTL/MSL/MEL+SMDH 260M	J112
	143.0	234.7	SMDT 2680 MTL/MSL/MEL+SMDH 260-5D	J117
	143.0	234.7	SMDT 2680 MTL/MSL/MEL+SMDH 260-5DF	J115
	143.0	234.7	SMDT 2680 MTL/MSL/MEL+SMDH 260L	J112
	224.0	314.7	SMDT 2680 MTL/MSL/MEL+SMDH 260-8D	J117
	224.0	314.7	SMDT 2680 MTL/MSL/MEL+SMDH 260-8DF	J115
	224.0	314.7	SMDT 2680 MTL/MSL/MEL+SMDH 260D	J112
	316.0	400.8	SMDT 2680 MTL/MSL/MEL+SMDH 260-12D	J117
26.9	51.0	132.2	SMDT 2690 MTL/MSL/MEL+SMDH 270-1.5D	J117
	51.0	132.2	SMDT 2690 MTL/MSL/MEL+SMDH 270-1.5DF	J115
	93.0	179.9	SMDT 2690 MTL/MSL/MEL+SMDH 270-3D	J117
	93.0	179.9	SMDT 2690 MTL/MSL/MEL+SMDH 270-3DF	J115
	93.0	179.9	SMDT 2690 MTL/MSL/MEL+SMDH 270M	J112
	149.0	239.9	SMDT 2690 MTL/MSL/MEL+SMDH 270-5D	J117
	149.0	239.9	SMDT 2690 MTL/MSL/MEL+SMDH 270-5DF	J115
	149.0	239.9	SMDT 2690 MTL/MSL/MEL+SMDH 270L	J112
	232.0	324.9	SMDT 2690 MTL/MSL/MEL+SMDH 270-8D	J117
	232.0	324.9	SMDT 2690 MTL/MSL/MEL+SMDH 270-8DF	J115
	232.0	324.9	SMDT 2690 MTL/MSL/MEL+SMDH 270D	J112
	328.0	413.3	SMDT 2690 MTL/MSL/MEL+SMDH 270-12D	J117
27.0	46.0	127.8	SMDT 2700 MFS+SMDH 270-1.5D	J125
	46.0	127.8	SMDT 2700 MFS+SMDH 270-1.5DF	J123
	51.0	132.2	SMDT 2700 MTL/MSL/MEL+SMDH 270-1.5D	J117

(蓝色文字：扁平刀头　机夹式)

●刃径ø27.0～ø27.5mm

刃径 DC	有效长度 LU	全长 OAL	型号	页码
27.0	51.0	132.2	SMDT 2700 MTL/MSL/MEL+SMDH 270-1.5DF	J115
	88.0	175.5	SMDT 2700 MFS+SMDH 270-3D	J125
	88.0	175.5	SMDT 2700 MFS+SMDH 270-3DF	J123
	88.0	175.5	SMDT 2700 MFS+SMDH 270M	J120
	93.0	179.9	SMDT 2700 MTL/MSL/MEL+SMDH 270-3D	J117
	93.0	179.9	SMDT 2700 MTL/MSL/MEL+SMDH 270-3DF	J115
	93.0	179.9	SMDT 2700 MTL/MSL/MEL+SMDH 270M	J112
	144.0	235.5	SMDT 2700 MFS+SMDH 270-5D	J125
	144.0	235.5	SMDT 2700 MFS+SMDH 270-5DF	J123
	144.0	235.5	SMDT 2700 MFS+SMDH 270L	J120
	149.0	239.9	SMDT 2700 MTL/MSL/MEL+SMDH 270-5D	J117
	149.0	239.9	SMDT 2700 MTL/MSL/MEL+SMDH 270-5DF	J115
	149.0	239.9	SMDT 2700 MTL/MSL/MEL+SMDH 270L	J112
	227.0	320.5	SMDT 2700 MFS+SMDH 270-8D	J125
	227.0	320.5	SMDT 2700 MFS+SMDH 270-8DF	J123
	227.0	320.5	SMDT 2700 MFS+SMDH 270D	J120
	232.0	324.9	SMDT 2700 MTL/MSL/MEL+SMDH 270-8D	J117
	232.0	324.9	SMDT 2700 MTL/MSL/MEL+SMDH 270-8DF	J115
	232.0	324.9	SMDT 2700 MTL/MSL/MEL+SMDH 270D	J112
	324.0	408.9	SMDT 2700 MFS+SMDH 270-12D	J125
	328.0	413.3	SMDT 2700 MTL/MSL/MEL+SMDH 270-12D	J117
27.1	51.0	132.2	SMDT 2710 MTL/MSL/MEL+SMDH 270-1.5D	J117
	51.0	132.2	SMDT 2710 MTL/MSL/MEL+SMDH 270-1.5DF	J115
	93.0	179.9	SMDT 2710 MTL/MSL/MEL+SMDH 270-3D	J117
	93.0	179.9	SMDT 2710 MTL/MSL/MEL+SMDH 270-3DF	J115
	93.0	179.9	SMDT 2710 MTL/MSL/MEL+SMDH 270M	J112
	149.0	239.9	SMDT 2710 MTL/MSL/MEL+SMDH 270-5D	J117
	149.0	239.9	SMDT 2710 MTL/MSL/MEL+SMDH 270-5DF	J115
	149.0	239.9	SMDT 2710 MTL/MSL/MEL+SMDH 270L	J112
	232.0	324.9	SMDT 2710 MTL/MSL/MEL+SMDH 270-8D	J117
	232.0	324.9	SMDT 2710 MTL/MSL/MEL+SMDH 270-8DF	J115
	232.0	324.9	SMDT 2710 MTL/MSL/MEL+SMDH 270D	J112
	328.0	413.3	SMDT 2710 MTL/MSL/MEL+SMDH 270-12D	J117
27.2	51.0	132.2	SMDT 2720 MTL/MSL/MEL+SMDH 270-1.5D	J117
	51.0	132.2	SMDT 2720 MTL/MSL/MEL+SMDH 270-1.5DF	J115
	93.0	179.9	SMDT 2720 MTL/MSL/MEL+SMDH 270-3D	J117
	93.0	179.9	SMDT 2720 MTL/MSL/MEL+SMDH 270-3DF	J115
	93.0	179.9	SMDT 2720 MTL/MSL/MEL+SMDH 270M	J112
	149.0	239.9	SMDT 2720 MTL/MSL/MEL+SMDH 270-5D	J117
	149.0	239.9	SMDT 2720 MTL/MSL/MEL+SMDH 270-5DF	J115
	149.0	239.9	SMDT 2720 MTL/MSL/MEL+SMDH 270L	J112
	232.0	324.9	SMDT 2720 MTL/MSL/MEL+SMDH 270-8D	J117
	232.0	324.9	SMDT 2720 MTL/MSL/MEL+SMDH 270-8DF	J115
	232.0	324.9	SMDT 2720 MTL/MSL/MEL+SMDH 270D	J112
	328.0	413.3	SMDT 2720 MTL/MSL/MEL+SMDH 270-12D	J117
27.3	51.0	132.2	SMDT 2730 MTL/MSL/MEL+SMDH 270-1.5D	J117
	51.0	132.2	SMDT 2730 MTL/MSL/MEL+SMDH 270-1.5DF	J115
	93.0	179.9	SMDT 2730 MTL/MSL/MEL+SMDH 270-3D	J117
	93.0	179.9	SMDT 2730 MTL/MSL/MEL+SMDH 270-3DF	J115
	93.0	179.9	SMDT 2730 MTL/MSL/MEL+SMDH 270M	J112
	149.0	239.9	SMDT 2730 MTL/MSL/MEL+SMDH 270-5D	J117
	149.0	239.9	SMDT 2730 MTL/MSL/MEL+SMDH 270-5DF	J115
	149.0	239.9	SMDT 2730 MTL/MSL/MEL+SMDH 270L	J112
	232.0	324.9	SMDT 2730 MTL/MSL/MEL+SMDH 270-8D	J117
	232.0	324.9	SMDT 2730 MTL/MSL/MEL+SMDH 270-8DF	J115
	232.0	324.9	SMDT 2730 MTL/MSL/MEL+SMDH 270D	J112
	328.0	413.3	SMDT 2730 MTL/MSL/MEL+SMDH 270-12D	J117
27.4	51.0	132.2	SMDT 2740 MTL/MSL/MEL+SMDH 270-1.5D	J117
	51.0	132.2	SMDT 2740 MTL/MSL/MEL+SMDH 270-1.5DF	J115
	93.0	179.9	SMDT 2740 MTL/MSL/MEL+SMDH 270-3D	J117
	93.0	179.9	SMDT 2740 MTL/MSL/MEL+SMDH 270-3DF	J115
	93.0	179.9	SMDT 2740 MTL/MSL/MEL+SMDH 270M	J112
	149.0	239.9	SMDT 2740 MTL/MSL/MEL+SMDH 270-5D	J117
	149.0	239.9	SMDT 2740 MTL/MSL/MEL+SMDH 270-5DF	J115
	149.0	239.9	SMDT 2740 MTL/MSL/MEL+SMDH 270L	J112
	232.0	324.9	SMDT 2740 MTL/MSL/MEL+SMDH 270-8D	J117
	232.0	324.9	SMDT 2740 MTL/MSL/MEL+SMDH 270-8DF	J115
	232.0	324.9	SMDT 2740 MTL/MSL/MEL+SMDH 270D	J112
	328.0	413.3	SMDT 2740 MTL/MSL/MEL+SMDH 270-12D	J117
27.5	46.0	127.8	SMDT 2750 MFS+SMDH 270-1.5D	J125
	46.0	127.8	SMDT 2750 MFS+SMDH 270-1.5DF	J123
	51.0	132.2	SMDT 2750 MTL/MSL/MEL+SMDH 270-1.5D	J117
	51.0	132.2	SMDT 2750 MTL/MSL/MEL+SMDH 270-1.5DF	J115
	88.0	175.5	SMDT 2750 MFS+SMDH 270-3D	J125
	88.0	175.5	SMDT 2750 MFS+SMDH 270-3DF	J123
	88.0	175.5	SMDT 2750 MFS+SMDH 270M	J120
	93.0	179.9	SMDT 2750 MTL/MSL/MEL+SMDH 270-3D	J117
	93.0	179.9	SMDT 2750 MTL/MSL/MEL+SMDH 270-3DF	J115
	93.0	179.9	SMDT 2750 MTL/MSL/MEL+SMDH 270M	J112
	144.0	235.5	SMDT 2750 MFS+SMDH 270-5D	J125

(蓝色文字：扁平刀头　机夹式)

有效长度(LU)为可使用长度的参考标准，加工时请根据沟槽长度(LCF)考虑切屑排出量进行使用。

●刃径ø27.5～ø28.0mm

刃径 DC	有效长度 LU	全长 OAL	型号	页码
27.5	144.0	235.5	SMDT 2750 MFS+SMDH 270-5DF	J123
	144.0	235.5	SMDT 2750 MFS+SMDH 270L	J120
	149.0	239.9	SMDT 2750 MTL/MSL/MEL+SMDH 270-5D	J117
	149.0	239.9	SMDT 2750 MTL/MSL/MEL+SMDH 270-5DF	J115
	149.0	239.9	SMDT 2750 MTL/MSL/MEL+SMDH 270L	J112
	227.0	320.5	SMDT 2750 MFS+SMDH 270-8D	J125
	227.0	320.5	SMDT 2750 MFS+SMDH 270-8DF	J123
	227.0	320.5	SMDT 2750 MFS+SMDH 270D	J120
	232.0	324.9	SMDT 2750 MTL/MSL/MEL+SMDH 270-8D	J117
	232.0	324.9	SMDT 2750 MTL/MSL/MEL+SMDH 270-8DF	J115
	232.0	324.9	SMDT 2750 MTL/MSL/MEL+SMDH 270D	J112
	324.0	408.9	SMDT 2750 MFS+SMDH 270-12D	J125
	328.0	413.3	SMDT 2750 MTL/MSL/MEL+SMDH 270-12D	J117
27.6	51.0	132.2	SMDT 2760 MTL/MSL/MEL+SMDH 270-1.5D	J117
	51.0	132.2	SMDT 2760 MTL/MSL/MEL+SMDH 270-1.5DF	J115
	93.0	179.9	SMDT 2760 MTL/MSL/MEL+SMDH 270-3D	J117
	93.0	179.9	SMDT 2760 MTL/MSL/MEL+SMDH 270-3DF	J115
	93.0	179.9	SMDT 2760 MTL/MSL/MEL+SMDH 270M	J112
	149.0	239.9	SMDT 2760 MTL/MSL/MEL+SMDH 270-5D	J117
	149.0	239.9	SMDT 2760 MTL/MSL/MEL+SMDH 270-5DF	J115
	149.0	239.9	SMDT 2760 MTL/MSL/MEL+SMDH 270L	J112
	232.0	324.9	SMDT 2760 MTL/MSL/MEL+SMDH 270-8D	J117
	232.0	324.9	SMDT 2760 MTL/MSL/MEL+SMDH 270-8DF	J115
	232.0	324.9	SMDT 2760 MTL/MSL/MEL+SMDH 270D	J112
	328.0	413.3	SMDT 2760 MTL/MSL/MEL+SMDH 270-12D	J117
27.7	51.0	132.2	SMDT 2770 MTL/MSL/MEL+SMDH 270-1.5D	J117
	51.0	132.2	SMDT 2770 MTL/MSL/MEL+SMDH 270-1.5DF	J115
	93.0	179.9	SMDT 2770 MTL/MSL/MEL+SMDH 270-3D	J117
	93.0	179.9	SMDT 2770 MTL/MSL/MEL+SMDH 270-3DF	J115
	93.0	179.9	SMDT 2770 MTL/MSL/MEL+SMDH 270M	J112
	149.0	239.9	SMDT 2770 MTL/MSL/MEL+SMDH 270-5D	J117
	149.0	239.9	SMDT 2770 MTL/MSL/MEL+SMDH 270-5DF	J115
	149.0	239.9	SMDT 2770 MTL/MSL/MEL+SMDH 270L	J112
	232.0	324.9	SMDT 2770 MTL/MSL/MEL+SMDH 270-8D	J117
	232.0	324.9	SMDT 2770 MTL/MSL/MEL+SMDH 270-8DF	J115
	232.0	324.9	SMDT 2770 MTL/MSL/MEL+SMDH 270D	J112
	328.0	413.3	SMDT 2770 MTL/MSL/MEL+SMDH 270-12D	J117
27.8	51.0	132.2	SMDT 2780 MTL/MSL/MEL+SMDH 270-1.5D	J117
	51.0	132.2	SMDT 2780 MTL/MSL/MEL+SMDH 270-1.5DF	J115
	93.0	179.9	SMDT 2780 MTL/MSL/MEL+SMDH 270-3D	J117
	93.0	179.9	SMDT 2780 MTL/MSL/MEL+SMDH 270-3DF	J115
	93.0	179.9	SMDT 2780 MTL/MSL/MEL+SMDH 270M	J112
	149.0	239.9	SMDT 2780 MTL/MSL/MEL+SMDH 270-5D	J117
	149.0	239.9	SMDT 2780 MTL/MSL/MEL+SMDH 270-5DF	J115
	149.0	239.9	SMDT 2780 MTL/MSL/MEL+SMDH 270L	J112
	232.0	324.9	SMDT 2780 MTL/MSL/MEL+SMDH 270-8D	J117
	232.0	324.9	SMDT 2780 MTL/MSL/MEL+SMDH 270-8DF	J115
	232.0	324.9	SMDT 2780 MTL/MSL/MEL+SMDH 270D	J112
	328.0	413.3	SMDT 2780 MTL/MSL/MEL+SMDH 270-12D	J117
27.9	53.0	133.9	SMDT 2790 MTL/MSL/MEL+SMDH 280-1.5D	J117
	53.0	133.9	SMDT 2790 MTL/MSL/MEL+SMDH 280-1.5DF	J115
	96.0	185.1	SMDT 2790 MTL/MSL/MEL+SMDH 280-3D	J117
	96.0	185.1	SMDT 2790 MTL/MSL/MEL+SMDH 280-3DF	J115
	96.0	185.1	SMDT 2790 MTL/MSL/MEL+SMDH 280M	J112
	154.0	245.1	SMDT 2790 MTL/MSL/MEL+SMDH 280-5D	J117
	154.0	245.1	SMDT 2790 MTL/MSL/MEL+SMDH 280-5DF	J115
	154.0	245.1	SMDT 2790 MTL/MSL/MEL+SMDH 280L	J112
	240.0	330.1	SMDT 2790 MTL/MSL/MEL+SMDH 280-8D	J117
	240.0	330.1	SMDT 2790 MTL/MSL/MEL+SMDH 280-8DF	J115
	240.0	330.1	SMDT 2790 MTL/MSL/MEL+SMDH 280D	J112
	341.0	425.8	SMDT 2790 MTL/MSL/MEL+SMDH 280-12D	J117
28.0	48.0	129.4	SMDT 2800 MFS+SMDH 280-1.5D	J125
	48.0	129.4	SMDT 2800 MFS+SMDH 280-1.5DF	J123
	53.0	133.9	SMDT 2800 MTL/MSL/MEL+SMDH 280-1.5D	J117
	53.0	133.9	SMDT 2800 MTL/MSL/MEL+SMDH 280-1.5DF	J115
	91.0	180.6	SMDT 2800 MFS+SMDH 280-3D	J125
	91.0	180.6	SMDT 2800 MFS+SMDH 280-3DF	J123
	91.0	180.6	SMDT 2800 MFS+SMDH 280M	J120
	96.0	185.1	SMDT 2800 MTL/MSL/MEL+SMDH 280-3D	J117
	96.0	185.1	SMDT 2800 MTL/MSL/MEL+SMDH 280-3DF	J115
	96.0	185.1	SMDT 2800 MTL/MSL/MEL+SMDH 280M	J112
	149.0	240.6	SMDT 2800 MFS+SMDH 280-5D	J125
	149.0	240.6	SMDT 2800 MFS+SMDH 280-5DF	J123
	149.0	240.6	SMDT 2800 MFS+SMDH 280L	J120
	154.0	245.1	SMDT 2800 MTL/MSL/MEL+SMDH 280-5D	J117
	154.0	245.1	SMDT 2800 MTL/MSL/MEL+SMDH 280-5DF	J115
	154.0	245.1	SMDT 2800 MTL/MSL/MEL+SMDH 280L	J112
	235.0	325.6	SMDT 2800 MFS+SMDH 280-8D	J125
	235.0	325.6	SMDT 2800 MFS+SMDH 280-8DF	J123
	235.0	325.6	SMDT 2800 MFS+SMDH 280D	J120

(蓝色文字：扁平刀头　机夹式)

●刃径ø28.0～ø28.6mm

刃径 DC	有效长度 LU	全长 OAL	型号	页码
28.0	240.0	330.1	SMDT 2800 MTL/MSL/MEL+SMDH 280-8D	J117
	240.0	330.1	SMDT 2800 MTL/MSL/MEL+SMDH 280-8DF	J115
	240.0	330.1	SMDT 2800 MTL/MSL/MEL+SMDH 280D	J112
	336.0	421.3	SMDT 2800 MFS+SMDH 280-12D	J125
	341.0	425.8	SMDT 2800 MTL/MSL/MEL+SMDH 280-12D	J117
28.1	53.0	133.9	SMDT 2810 MTL/MSL/MEL+SMDH 280-1.5D	J117
	53.0	133.9	SMDT 2810 MTL/MSL/MEL+SMDH 280-1.5DF	J115
	96.0	185.1	SMDT 2810 MTL/MSL/MEL+SMDH 280-3D	J117
	96.0	185.1	SMDT 2810 MTL/MSL/MEL+SMDH 280-3DF	J115
	96.0	185.1	SMDT 2810 MTL/MSL/MEL+SMDH 280M	J112
	154.0	245.1	SMDT 2810 MTL/MSL/MEL+SMDH 280-5D	J117
	154.0	245.1	SMDT 2810 MTL/MSL/MEL+SMDH 280-5DF	J115
	154.0	245.1	SMDT 2810 MTL/MSL/MEL+SMDH 280L	J112
	240.0	330.1	SMDT 2810 MTL/MSL/MEL+SMDH 280-8D	J117
	240.0	330.1	SMDT 2810 MTL/MSL/MEL+SMDH 280-8DF	J115
	240.0	330.1	SMDT 2810 MTL/MSL/MEL+SMDH 280D	J112
	341.0	425.8	SMDT 2810 MTL/MSL/MEL+SMDH 280-12D	J117
28.2	53.0	133.9	SMDT 2820 MTL/MSL/MEL+SMDH 280-1.5D	J117
	53.0	133.9	SMDT 2820 MTL/MSL/MEL+SMDH 280-1.5DF	J115
	96.0	185.1	SMDT 2820 MTL/MSL/MEL+SMDH 280-3D	J117
	96.0	185.1	SMDT 2820 MTL/MSL/MEL+SMDH 280-3DF	J115
	96.0	185.1	SMDT 2820 MTL/MSL/MEL+SMDH 280M	J112
	154.0	245.1	SMDT 2820 MTL/MSL/MEL+SMDH 280-5D	J117
	154.0	245.1	SMDT 2820 MTL/MSL/MEL+SMDH 280-5DF	J115
	154.0	245.1	SMDT 2820 MTL/MSL/MEL+SMDH 280L	J112
	240.0	330.1	SMDT 2820 MTL/MSL/MEL+SMDH 280-8D	J117
	240.0	330.1	SMDT 2820 MTL/MSL/MEL+SMDH 280-8DF	J115
	240.0	330.1	SMDT 2820 MTL/MSL/MEL+SMDH 280D	J112
	341.0	425.8	SMDT 2820 MTL/MSL/MEL+SMDH 280-12D	J117
28.3	53.0	133.9	SMDT 2830 MTL/MSL/MEL+SMDH 280-1.5D	J117
	53.0	133.9	SMDT 2830 MTL/MSL/MEL+SMDH 280-1.5DF	J115
	96.0	185.1	SMDT 2830 MTL/MSL/MEL+SMDH 280-3D	J117
	96.0	185.1	SMDT 2830 MTL/MSL/MEL+SMDH 280-3DF	J115
	96.0	185.1	SMDT 2830 MTL/MSL/MEL+SMDH 280M	J112
	154.0	245.1	SMDT 2830 MTL/MSL/MEL+SMDH 280-5D	J117
	154.0	245.1	SMDT 2830 MTL/MSL/MEL+SMDH 280-5DF	J115
	154.0	245.1	SMDT 2830 MTL/MSL/MEL+SMDH 280L	J112
	240.0	330.1	SMDT 2830 MTL/MSL/MEL+SMDH 280-8D	J117
	240.0	330.1	SMDT 2830 MTL/MSL/MEL+SMDH 280-8DF	J115
	240.0	330.1	SMDT 2830 MTL/MSL/MEL+SMDH 280D	J112
	341.0	425.8	SMDT 2830 MTL/MSL/MEL+SMDH 280-12D	J117
28.4	53.0	133.9	SMDT 2840 MTL/MSL/MEL+SMDH 280-1.5D	J117
	53.0	133.9	SMDT 2840 MTL/MSL/MEL+SMDH 280-1.5DF	J115
	96.0	185.1	SMDT 2840 MTL/MSL/MEL+SMDH 280-3D	J117
	96.0	185.1	SMDT 2840 MTL/MSL/MEL+SMDH 280-3DF	J115
	96.0	185.1	SMDT 2840 MTL/MSL/MEL+SMDH 280M	J112
	154.0	245.1	SMDT 2840 MTL/MSL/MEL+SMDH 280-5D	J117
	154.0	245.1	SMDT 2840 MTL/MSL/MEL+SMDH 280-5DF	J115
	154.0	245.1	SMDT 2840 MTL/MSL/MEL+SMDH 280L	J112
	240.0	330.1	SMDT 2840 MTL/MSL/MEL+SMDH 280-8D	J117
	240.0	330.1	SMDT 2840 MTL/MSL/MEL+SMDH 280-8DF	J115
	240.0	330.1	SMDT 2840 MTL/MSL/MEL+SMDH 280D	J112
	341.0	425.8	SMDT 2840 MTL/MSL/MEL+SMDH 280-12D	J117
28.5	48.0	129.4	SMDT 2850 MFS+SMDH 280-1.5D	J125
	48.0	129.4	SMDT 2850 MFS+SMDH 280-1.5DF	J123
	53.0	133.9	SMDT 2850 MTL/MSL/MEL+SMDH 280-1.5D	J117
	53.0	133.9	SMDT 2850 MTL/MSL/MEL+SMDH 280-1.5DF	J115
	91.0	180.6	SMDT 2850 MFS+SMDH 280-3D	J125
	91.0	180.6	SMDT 2850 MFS+SMDH 280-3DF	J123
	91.0	180.6	SMDT 2850 MFS+SMDH 280M	J120
	96.0	185.1	SMDT 2850 MTL/MSL/MEL+SMDH 280-3D	J117
	96.0	185.1	SMDT 2850 MTL/MSL/MEL+SMDH 280-3DF	J115
	96.0	185.1	SMDT 2850 MTL/MSL/MEL+SMDH 280M	J112
	149.0	240.6	SMDT 2850 MFS+SMDH 280-5D	J125
	149.0	240.6	SMDT 2850 MFS+SMDH 280-5DF	J123
	149.0	240.6	SMDT 2850 MFS+SMDH 280L	J120
	154.0	245.1	SMDT 2850 MTL/MSL/MEL+SMDH 280-5D	J117
	154.0	245.1	SMDT 2850 MTL/MSL/MEL+SMDH 280-5DF	J115
	154.0	245.1	SMDT 2850 MTL/MSL/MEL+SMDH 280L	J112
	235.0	325.6	SMDT 2850 MFS+SMDH 280-8D	J125
	235.0	325.6	SMDT 2850 MFS+SMDH 280-8DF	J123
	235.0	325.6	SMDT 2850 MFS+SMDH 280D	J120
	240.0	330.1	SMDT 2850 MTL/MSL/MEL+SMDH 280-8D	J117
	240.0	330.1	SMDT 2850 MTL/MSL/MEL+SMDH 280-8DF	J115
	240.0	330.1	SMDT 2850 MTL/MSL/MEL+SMDH 280D	J112
	336.0	421.3	SMDT 2850 MFS+SMDH 280-12D	J125
	341.0	425.8	SMDT 2850 MTL/MSL/MEL+SMDH 280-12D	J117
28.6	53.0	133.9	SMDT 2860 MTL/MSL/MEL+SMDH 280-1.5D	J117
	53.0	133.9	SMDT 2860 MTL/MSL/MEL+SMDH 280-1.5DF	J115
	96.0	185.1	SMDT 2860 MTL/MSL/MEL+SMDH 280-3D	J117

(蓝色文字：扁平刀头　机夹式)

●刃径ø28.6～ø29.1mm

刃径 DC	有效长度 LU	全长 OAL	型号	页码
28.6	96.0	185.1	SMDT 2860 MTL/MSL/MEL+SMDH 280-3DF	J115
	96.0	185.1	SMDT 2860 MTL/MSL/MEL+SMDH 280M	J112
	154.0	245.1	SMDT 2860 MTL/MSL/MEL+SMDH 280-5D	J117
	154.0	245.1	SMDT 2860 MTL/MSL/MEL+SMDH 280-5DF	J115
	154.0	245.1	SMDT 2860 MTL/MSL/MEL+SMDH 280L	J112
	240.0	330.1	SMDT 2860 MTL/MSL/MEL+SMDH 280-8D	J117
	240.0	330.1	SMDT 2860 MTL/MSL/MEL+SMDH 280-8DF	J115
	240.0	330.1	SMDT 2860 MTL/MSL/MEL+SMDH 280D	J112
	341.0	425.8	SMDT 2860 MTL/MSL/MEL+SMDH 280-12D	J117
28.7	53.0	133.9	SMDT 2870 MTL/MSL/MEL+SMDH 280-1.5D	J117
	53.0	133.9	SMDT 2870 MTL/MSL/MEL+SMDH 280-1.5DF	J115
	96.0	185.1	SMDT 2870 MTL/MSL/MEL+SMDH 280-3D	J117
	96.0	185.1	SMDT 2870 MTL/MSL/MEL+SMDH 280-3DF	J115
	96.0	185.1	SMDT 2870 MTL/MSL/MEL+SMDH 280M	J112
	154.0	245.1	SMDT 2870 MTL/MSL/MEL+SMDH 280-5D	J117
	154.0	245.1	SMDT 2870 MTL/MSL/MEL+SMDH 280-5DF	J115
	154.0	245.1	SMDT 2870 MTL/MSL/MEL+SMDH 280L	J112
	240.0	330.1	SMDT 2870 MTL/MSL/MEL+SMDH 280-8D	J117
	240.0	330.1	SMDT 2870 MTL/MSL/MEL+SMDH 280-8DF	J115
	240.0	330.1	SMDT 2870 MTL/MSL/MEL+SMDH 280D	J112
	341.0	425.8	SMDT 2870 MTL/MSL/MEL+SMDH 280-12D	J117
28.8	53.0	133.9	SMDT 2880 MTL/MSL/MEL+SMDH 280-1.5D	J117
	53.0	133.9	SMDT 2880 MTL/MSL/MEL+SMDH 280-1.5DF	J115
	96.0	185.1	SMDT 2880 MTL/MSL/MEL+SMDH 280-3D	J117
	96.0	185.1	SMDT 2880 MTL/MSL/MEL+SMDH 280-3DF	J115
	96.0	185.1	SMDT 2880 MTL/MSL/MEL+SMDH 280M	J112
	154.0	245.1	SMDT 2880 MTL/MSL/MEL+SMDH 280-5D	J117
	154.0	245.1	SMDT 2880 MTL/MSL/MEL+SMDH 280-5DF	J115
	154.0	245.1	SMDT 2880 MTL/MSL/MEL+SMDH 280L	J112
	240.0	330.1	SMDT 2880 MTL/MSL/MEL+SMDH 280-8D	J117
	240.0	330.1	SMDT 2880 MTL/MSL/MEL+SMDH 280-8DF	J115
	240.0	330.1	SMDT 2880 MTL/MSL/MEL+SMDH 280D	J112
	341.0	425.8	SMDT 2880 MTL/MSL/MEL+SMDH 280-12D	J117
28.9	55.0	135.6	SMDT 2890 MTL/MSL/MEL+SMDH 290-1.5D	J117
	55.0	135.6	SMDT 2890 MTL/MSL/MEL+SMDH 290-1.5DF	J115
	99.0	190.3	SMDT 2890 MTL/MSL/MEL+SMDH 290-3D	J117
	99.0	190.3	SMDT 2890 MTL/MSL/MEL+SMDH 290-3DF	J115
	99.0	190.3	SMDT 2890 MTL/MSL/MEL+SMDH 290M	J112
	159.0	250.3	SMDT 2890 MTL/MSL/MEL+SMDH 290-5D	J117
	159.0	250.3	SMDT 2890 MTL/MSL/MEL+SMDH 290-5DF	J115
	159.0	250.3	SMDT 2890 MTL/MSL/MEL+SMDH 290L	J112
	248.0	340.3	SMDT 2890 MTL/MSL/MEL+SMDH 290-8D	J117
	248.0	340.3	SMDT 2890 MTL/MSL/MEL+SMDH 290-8DF	J115
	248.0	340.3	SMDT 2890 MTL/MSL/MEL+SMDH 290D	J112
	353.0	438.4	SMDT 2890 MTL/MSL/MEL+SMDH 290-12D	J117
29.0	49.0	130.8	SMDT 2900 MFS+SMDH 290-1.5D	J125
	49.0	130.8	SMDT 2900 MFS+SMDH 290-1.5DF	J123
	55.0	135.6	SMDT 2900 MTL/MSL/MEL+SMDH 290-1.5D	J117
	55.0	135.6	SMDT 2900 MTL/MSL/MEL+SMDH 290-1.5DF	J115
	94.0	185.4	SMDT 2900 MFS+SMDH 290-3D	J125
	94.0	185.4	SMDT 2900 MFS+SMDH 290-3DF	J123
	94.0	185.4	SMDT 2900 MFS+SMDH 290M	J120
	99.0	190.3	SMDT 2900 MTL/MSL/MEL+SMDH 290-3D	J117
	99.0	190.3	SMDT 2900 MTL/MSL/MEL+SMDH 290-3DF	J115
	99.0	190.3	SMDT 2900 MTL/MSL/MEL+SMDH 290M	J112
	154.0	245.4	SMDT 2900 MFS+SMDH 290-5D	J125
	154.0	245.4	SMDT 2900 MFS+SMDH 290-5DF	J123
	154.0	245.4	SMDT 2900 MFS+SMDH 290L	J120
	159.0	250.3	SMDT 2900 MTL/MSL/MEL+SMDH 290-5D	J117
	159.0	250.3	SMDT 2900 MTL/MSL/MEL+SMDH 290-5DF	J115
	159.0	250.3	SMDT 2900 MTL/MSL/MEL+SMDH 290L	J112
	243.0	335.4	SMDT 2900 MFS+SMDH 290-8D	J125
	243.0	335.4	SMDT 2900 MFS+SMDH 290-8DF	J123
	243.0	335.4	SMDT 2900 MFS+SMDH 290D	J120
	248.0	340.3	SMDT 2900 MTL/MSL/MEL+SMDH 290-8D	J117
	248.0	340.3	SMDT 2900 MTL/MSL/MEL+SMDH 290-8DF	J115
	248.0	340.3	SMDT 2900 MTL/MSL/MEL+SMDH 290D	J112
	348.0	433.5	SMDT 2900 MFS+SMDH 290-12D	J125
	353.0	438.4	SMDT 2900 MTL/MSL/MEL+SMDH 290-12D	J117
29.1	55.0	135.6	SMDT 2910 MTL/MSL/MEL+SMDH 290-1.5D	J117
	55.0	135.6	SMDT 2910 MTL/MSL/MEL+SMDH 290-1.5DF	J115
	99.0	190.3	SMDT 2910 MTL/MSL/MEL+SMDH 290-3D	J117
	99.0	190.3	SMDT 2910 MTL/MSL/MEL+SMDH 290-3DF	J115
	99.0	190.3	SMDT 2910 MTL/MSL/MEL+SMDH 290M	J112
	159.0	250.3	SMDT 2910 MTL/MSL/MEL+SMDH 290-5D	J117
	159.0	250.3	SMDT 2910 MTL/MSL/MEL+SMDH 290-5DF	J115
	159.0	250.3	SMDT 2910 MTL/MSL/MEL+SMDH 290L	J112
	248.0	340.3	SMDT 2910 MTL/MSL/MEL+SMDH 290-8D	J117
	248.0	340.3	SMDT 2910 MTL/MSL/MEL+SMDH 290-8DF	J115
	248.0	340.3	SMDT 2910 MTL/MSL/MEL+SMDH 290D	J112

(蓝色文字：扁平刀头　机夹式)

有效长度(LU)为可使用长度的参考标准，加工时请根据沟槽长度(LCF)考虑切屑排出量进行使用。

●刀径ø29.1～ø29.7mm

刀径 DC	有效长度 LU	全长 OAL	型号	页码
29.1	353.0	438.4	SMDT 2910 MTL/MSL/MEL+SMDH 290-12D	J117
29.2	55.0	135.6	SMDT 2920 MTL/MSL/MEL+SMDH 290-1.5D	J117
	55.0	135.6	SMDT 2920 MTL/MSL/MEL+SMDH 290-1.5DF	J115
	99.0	190.3	SMDT 2920 MTL/MSL/MEL+SMDH 290-3D	J117
	99.0	190.3	SMDT 2920 MTL/MSL/MEL+SMDH 290-3DF	J115
	99.0	190.3	SMDT 2920 MTL/MSL/MEL+SMDH 290M	J112
	159.0	250.3	SMDT 2920 MTL/MSL/MEL+SMDH 290-5D	J117
	159.0	250.3	SMDT 2920 MTL/MSL/MEL+SMDH 290-5DF	J115
	159.0	250.3	SMDT 2920 MTL/MSL/MEL+SMDH 290L	J112
	248.0	340.3	SMDT 2920 MTL/MSL/MEL+SMDH 290-8D	J117
	248.0	340.3	SMDT 2920 MTL/MSL/MEL+SMDH 290-8DF	J115
	248.0	340.3	SMDT 2920 MTL/MSL/MEL+SMDH 290D	J112
	353.0	438.4	SMDT 2920 MTL/MSL/MEL+SMDH 290-12D	J117
29.3	55.0	135.6	SMDT 2930 MTL/MSL/MEL+SMDH 290-1.5D	J117
	55.0	135.6	SMDT 2930 MTL/MSL/MEL+SMDH 290-1.5DF	J115
	99.0	190.3	SMDT 2930 MTL/MSL/MEL+SMDH 290-3D	J117
	99.0	190.3	SMDT 2930 MTL/MSL/MEL+SMDH 290-3DF	J115
	99.0	190.3	SMDT 2930 MTL/MSL/MEL+SMDH 290M	J112
	159.0	250.3	SMDT 2930 MTL/MSL/MEL+SMDH 290-5D	J117
	159.0	250.3	SMDT 2930 MTL/MSL/MEL+SMDH 290-5DF	J115
	159.0	250.3	SMDT 2930 MTL/MSL/MEL+SMDH 290L	J112
	248.0	340.3	SMDT 2930 MTL/MSL/MEL+SMDH 290-8D	J117
	248.0	340.3	SMDT 2930 MTL/MSL/MEL+SMDH 290-8DF	J115
	248.0	340.3	SMDT 2930 MTL/MSL/MEL+SMDH 290D	J112
	353.0	438.4	SMDT 2930 MTL/MSL/MEL+SMDH 290-12D	J117
29.4	55.0	135.6	SMDT 2940 MTL/MSL/MEL+SMDH 290-1.5D	J117
	55.0	135.6	SMDT 2940 MTL/MSL/MEL+SMDH 290-1.5DF	J115
	99.0	190.3	SMDT 2940 MTL/MSL/MEL+SMDH 290-3D	J117
	99.0	190.3	SMDT 2940 MTL/MSL/MEL+SMDH 290-3DF	J115
	99.0	190.3	SMDT 2940 MTL/MSL/MEL+SMDH 290M	J112
	159.0	250.3	SMDT 2940 MTL/MSL/MEL+SMDH 290-5D	J117
	159.0	250.3	SMDT 2940 MTL/MSL/MEL+SMDH 290-5DF	J115
	159.0	250.3	SMDT 2940 MTL/MSL/MEL+SMDH 290L	J112
	248.0	340.3	SMDT 2940 MTL/MSL/MEL+SMDH 290-8D	J117
	248.0	340.3	SMDT 2940 MTL/MSL/MEL+SMDH 290-8DF	J115
	248.0	340.3	SMDT 2940 MTL/MSL/MEL+SMDH 290D	J112
	353.0	438.4	SMDT 2940 MTL/MSL/MEL+SMDH 290-12D	J117
29.5	49.0	130.8	SMDT 2950 MFS+SMDH 290-1.5D	J125
	49.0	130.8	SMDT 2950 MFS+SMDH 290-1.5DF	J123
	55.0	135.6	SMDT 2950 MTL/MSL/MEL+SMDH 290-1.5D	J117
	55.0	135.6	SMDT 2950 MTL/MSL/MEL+SMDH 290-1.5DF	J115
	94.0	185.4	SMDT 2950 MFS+SMDH 290-3D	J125
	94.0	185.4	SMDT 2950 MFS+SMDH 290-3DF	J123
	94.0	185.4	SMDT 2950 MFS+SMDH 290M	J120
	99.0	190.3	SMDT 2950 MTL/MSL/MEL+SMDH 290-3D	J117
	99.0	190.3	SMDT 2950 MTL/MSL/MEL+SMDH 290-3DF	J115
	99.0	190.3	SMDT 2950 MTL/MSL/MEL+SMDH 290M	J112
	154.0	245.4	SMDT 2950 MFS+SMDH 290-5D	J125
	154.0	245.4	SMDT 2950 MFS+SMDH 290-5DF	J123
	154.0	245.4	SMDT 2950 MFS+SMDH 290L	J120
	159.0	250.3	SMDT 2950 MTL/MSL/MEL+SMDH 290-5D	J117
	159.0	250.3	SMDT 2950 MTL/MSL/MEL+SMDH 290-5DF	J115
	159.0	250.3	SMDT 2950 MTL/MSL/MEL+SMDH 290L	J112
	243.0	335.4	SMDT 2950 MFS+SMDH 290-8D	J125
	243.0	335.4	SMDT 2950 MFS+SMDH 290-8DF	J123
	243.0	335.4	SMDT 2950 MFS+SMDH 290D	J120
	248.0	340.3	SMDT 2950 MTL/MSL/MEL+SMDH 290-8D	J117
	248.0	340.3	SMDT 2950 MTL/MSL/MEL+SMDH 290-8DF	J115
	248.0	340.3	SMDT 2950 MTL/MSL/MEL+SMDH 290D	J112
	348.0	433.5	SMDT 2950 MFS+SMDH 290-12D	J125
	353.0	438.4	SMDT 2950 MTL/MSL/MEL+SMDH 290-12D	J117
29.6	55.0	135.6	SMDT 2960 MTL/MSL/MEL+SMDH 290-1.5D	J117
	55.0	135.6	SMDT 2960 MTL/MSL/MEL+SMDH 290-1.5DF	J115
	99.0	190.3	SMDT 2960 MTL/MSL/MEL+SMDH 290-3D	J117
	99.0	190.3	SMDT 2960 MTL/MSL/MEL+SMDH 290-3DF	J115
	99.0	190.3	SMDT 2960 MTL/MSL/MEL+SMDH 290M	J112
	159.0	250.3	SMDT 2960 MTL/MSL/MEL+SMDH 290-5D	J117
	159.0	250.3	SMDT 2960 MTL/MSL/MEL+SMDH 290-5DF	J115
	159.0	250.3	SMDT 2960 MTL/MSL/MEL+SMDH 290L	J112
	248.0	340.3	SMDT 2960 MTL/MSL/MEL+SMDH 290-8D	J117
	248.0	340.3	SMDT 2960 MTL/MSL/MEL+SMDH 290-8DF	J115
	248.0	340.3	SMDT 2960 MTL/MSL/MEL+SMDH 290D	J112
	353.0	438.4	SMDT 2960 MTL/MSL/MEL+SMDH 290-12D	J117
29.7	55.0	135.6	SMDT 2970 MTL/MSL/MEL+SMDH 290-1.5D	J117
	55.0	135.6	SMDT 2970 MTL/MSL/MEL+SMDH 290-1.5DF	J115
	99.0	190.3	SMDT 2970 MTL/MSL/MEL+SMDH 290-3D	J117
	99.0	190.3	SMDT 2970 MTL/MSL/MEL+SMDH 290-3DF	J115
	99.0	190.3	SMDT 2970 MTL/MSL/MEL+SMDH 290M	J112
	159.0	250.3	SMDT 2970 MTL/MSL/MEL+SMDH 290-5D	J117
	159.0	250.3	SMDT 2970 MTL/MSL/MEL+SMDH 290-5DF	J115

(蓝色文字：扁平刀头 机夹式)

●刀径ø29.7～ø30.1mm

刀径 DC	有效长度 LU	全长 OAL	型号	页码
29.7	159.0	250.3	SMDT 2970 MTL/MSL/MEL+SMDH 290L	J112
	248.0	340.3	SMDT 2970 MTL/MSL/MEL+SMDH 290-8D	J117
	248.0	340.3	SMDT 2970 MTL/MSL/MEL+SMDH 290-8DF	J115
	248.0	340.3	SMDT 2970 MTL/MSL/MEL+SMDH 290D	J112
	353.0	438.4	SMDT 2970 MTL/MSL/MEL+SMDH 290-12D	J117
29.8	55.0	135.6	SMDT 2980 MTL/MSL/MEL+SMDH 290-1.5D	J117
	55.0	135.6	SMDT 2980 MTL/MSL/MEL+SMDH 290-1.5DF	J115
	99.0	190.3	SMDT 2980 MTL/MSL/MEL+SMDH 290-3D	J117
	99.0	190.3	SMDT 2980 MTL/MSL/MEL+SMDH 290-3DF	J115
	99.0	190.3	SMDT 2980 MTL/MSL/MEL+SMDH 290M	J112
	159.0	250.3	SMDT 2980 MTL/MSL/MEL+SMDH 290-5D	J117
	159.0	250.3	SMDT 2980 MTL/MSL/MEL+SMDH 290-5DF	J115
	159.0	250.3	SMDT 2980 MTL/MSL/MEL+SMDH 290L	J112
	248.0	340.3	SMDT 2980 MTL/MSL/MEL+SMDH 290-8D	J117
	248.0	340.3	SMDT 2980 MTL/MSL/MEL+SMDH 290-8DF	J115
	248.0	340.3	SMDT 2980 MTL/MSL/MEL+SMDH 290D	J112
	353.0	438.4	SMDT 2980 MTL/MSL/MEL+SMDH 290-12D	J117
29.9	56.0	138.3	SMDT 2990 MTL/MSL/MEL+SMDH 300-1.5D	J117
	56.0	138.3	SMDT 2990 MTL/MSL/MEL+SMDH 300-1.5DF	J115
	103.0	190.5	SMDT 2990 MTL/MSL/MEL+SMDH 300-3D	J117
	103.0	190.5	SMDT 2990 MTL/MSL/MEL+SMDH 300-3DF	J115
	103.0	190.5	SMDT 2990 MTL/MSL/MEL+SMDH 300M	J113
	164.0	260.5	SMDT 2990 MTL/MSL/MEL+SMDH 300-5D	J117
	164.0	260.5	SMDT 2990 MTL/MSL/MEL+SMDH 300-5DF	J115
	164.0	260.5	SMDT 2990 MTL/MSL/MEL+SMDH 300L	J113
	257.0	350.5	SMDT 2990 MTL/MSL/MEL+SMDH 300-8D	J117
	257.0	350.5	SMDT 2990 MTL/MSL/MEL+SMDH 300-8DF	J115
	257.0	350.5	SMDT 2990 MTL/MSL/MEL+SMDH 300D	J113
	365.0	450.8	SMDT 2990 MTL/MSL/MEL+SMDH 300-12D	J117
30.0	51.0	133.4	SMDT 3000 MFS+SMDH 300-1.5D	J125
	51.0	133.4	SMDT 3000 MFS+SMDH 300-1.5DF	J123
	56.0	138.3	SMDT 3000 MEL+SMDH 300-1.5D	J117
	56.0	138.3	SMDT 3000 MEL+SMDH 300-1.5DF	J115
	56.0	138.3	SMDT 3000 MSL+SMDH 300-1.5D	J117
	56.0	138.3	SMDT 3000 MSL+SMDH 300-1.5DF	J115
	56.0	138.3	SMDT 3000 MTL+SMDH 300-1.5D	J117
	56.0	138.3	SMDT 3000 MTL+SMDH 300-1.5DF	J115
	97.0	185.6	SMDT 3000 MFS+SMDH 300-3D	J125
	97.0	185.6	SMDT 3000 MFS+SMDH 300-3DF	J123
	97.0	185.6	SMDT 3000 MFS+SMDH 300M	J121
	103.0	190.5	SMDT 3000 MEL+SMDH 300-3D	J117
	103.0	190.5	SMDT 3000 MEL+SMDH 300-3DF	J115
	103.0	190.5	SMDT 3000 MEL+SMDH 300M	J113
	103.0	190.5	SMDT 3000 MSL+SMDH 300-3D	J117
	103.0	190.5	SMDT 3000 MSL+SMDH 300-3DF	J115
	103.0	190.5	SMDT 3000 MSL+SMDH 300M	J113
	103.0	190.5	SMDT 3000 MTL+SMDH 300-3D	J117
	103.0	190.5	SMDT 3000 MTL+SMDH 300-3DF	J115
	103.0	190.5	SMDT 3000 MTL+SMDH 300M	J113
	159.0	255.6	SMDT 3000 MFS+SMDH 300-5D	J125
	159.0	255.6	SMDT 3000 MFS+SMDH 300-5DF	J123
	159.0	255.6	SMDT 3000 MFS+SMDH 300L	J121
	164.0	260.5	SMDT 3000 MEL+SMDH 300-5D	J117
	164.0	260.5	SMDT 3000 MEL+SMDH 300-5DF	J115
	164.0	260.5	SMDT 3000 MEL+SMDH 300L	J113
	164.0	260.5	SMDT 3000 MSL+SMDH 300-5D	J117
	164.0	260.5	SMDT 3000 MSL+SMDH 300-5DF	J115
	164.0	260.5	SMDT 3000 MSL+SMDH 300L	J113
	164.0	260.5	SMDT 3000 MTL+SMDH 300-5D	J117
	164.0	260.5	SMDT 3000 MTL+SMDH 300-5DF	J115
	164.0	260.5	SMDT 3000 MTL+SMDH 300L	J113
	251.0	345.6	SMDT 3000 MFS+SMDH 300-8D	J125
	251.0	345.6	SMDT 3000 MFS+SMDH 300-8DF	J123
	251.0	345.6	SMDT 3000 MFS+SMDH 300D	J121
	257.0	350.5	SMDT 3000 MEL+SMDH 300-8D	J117
	257.0	350.5	SMDT 3000 MEL+SMDH 300-8DF	J115
	257.0	350.5	SMDT 3000 MEL+SMDH 300D	J113
	257.0	350.5	SMDT 3000 MSL+SMDH 300-8D	J117
	257.0	350.5	SMDT 3000 MSL+SMDH 300-8DF	J115
	257.0	350.5	SMDT 3000 MSL+SMDH 300D	J113
	257.0	350.5	SMDT 3000 MTL+SMDH 300-8D	J117
	257.0	350.5	SMDT 3000 MTL+SMDH 300-8DF	J115
	257.0	350.5	SMDT 3000 MTL+SMDH 300D	J113
	360.0	445.9	SMDT 3000 MFS+SMDH 300-12D	J125
	365.0	450.8	SMDT 3000 MEL+SMDH 300-12D	J117
	365.0	450.8	SMDT 3000 MSL+SMDH 300-12D	J117
	365.0	450.8	SMDT 3000 MTL+SMDH 300-12D	J117
30.1	56.0	138.3	SMDT 3010 MEL+SMDH 300-1.5D	J117
	56.0	138.3	SMDT 3010 MEL+SMDH 300-1.5DF	J115
	56.0	138.3	SMDT 3010 MSL+SMDH 300-1.5D	J117

(蓝色文字：扁平刀头 机夹式)

●刀径ø30.1～ø30.3mm

刀径 DC	有效长度 LU	全长 OAL	型号	页码
30.1	56.0	138.3	SMDT 3010 MSL+SMDH 300-1.5DF	J115
	56.0	138.3	SMDT 3010 MTL+SMDH 300-1.5D	J117
	56.0	138.3	SMDT 3010 MTL+SMDH 300-1.5DF	J115
	103.0	190.5	SMDT 3010 MEL+SMDH 300-3D	J117
	103.0	190.5	SMDT 3010 MEL+SMDH 300-3DF	J115
	103.0	190.5	SMDT 3010 MEL+SMDH 300M	J113
	103.0	190.5	SMDT 3010 MSL+SMDH 300-3D	J117
	103.0	190.5	SMDT 3010 MSL+SMDH 300-3DF	J115
	103.0	190.5	SMDT 3010 MSL+SMDH 300M	J113
	103.0	190.5	SMDT 3010 MTL+SMDH 300-3D	J117
	103.0	190.5	SMDT 3010 MTL+SMDH 300-3DF	J115
	103.0	190.5	SMDT 3010 MTL+SMDH 300M	J113
	164.0	260.5	SMDT 3010 MEL+SMDH 300-5D	J117
	164.0	260.5	SMDT 3010 MEL+SMDH 300-5DF	J115
	164.0	260.5	SMDT 3010 MEL+SMDH 300L	J113
	164.0	260.5	SMDT 3010 MSL+SMDH 300-5D	J117
	164.0	260.5	SMDT 3010 MSL+SMDH 300-5DF	J115
	164.0	260.5	SMDT 3010 MSL+SMDH 300L	J113
	164.0	260.5	SMDT 3010 MTL+SMDH 300-5D	J117
	164.0	260.5	SMDT 3010 MTL+SMDH 300-5DF	J115
	164.0	260.5	SMDT 3010 MTL+SMDH 300L	J113
	257.0	350.5	SMDT 3010 MEL+SMDH 300-8D	J117
	257.0	350.5	SMDT 3010 MEL+SMDH 300-8DF	J115
	257.0	350.5	SMDT 3010 MEL+SMDH 300D	J113
	257.0	350.5	SMDT 3010 MSL+SMDH 300-8D	J117
	257.0	350.5	SMDT 3010 MSL+SMDH 300-8DF	J115
	257.0	350.5	SMDT 3010 MSL+SMDH 300D	J113
	257.0	350.5	SMDT 3010 MTL+SMDH 300-8D	J117
	257.0	350.5	SMDT 3010 MTL+SMDH 300-8DF	J115
	257.0	350.5	SMDT 3010 MTL+SMDH 300D	J113
	365.0	450.8	SMDT 3010 MEL+SMDH 300-12D	J117
	365.0	450.8	SMDT 3010 MSL+SMDH 300-12D	J117
	365.0	450.8	SMDT 3010 MTL+SMDH 300-12D	J117
30.2	56.0	138.3	SMDT 3020 MEL+SMDH 300-1.5D	J117
	56.0	138.3	SMDT 3020 MEL+SMDH 300-1.5DF	J115
	56.0	138.3	SMDT 3020 MSL+SMDH 300-1.5D	J117
	56.0	138.3	SMDT 3020 MSL+SMDH 300-1.5DF	J115
	56.0	138.3	SMDT 3020 MTL+SMDH 300-1.5D	J117
	56.0	138.3	SMDT 3020 MTL+SMDH 300-1.5DF	J115
	103.0	190.5	SMDT 3020 MEL+SMDH 300-3D	J117
	103.0	190.5	SMDT 3020 MEL+SMDH 300-3DF	J115
	103.0	190.5	SMDT 3020 MEL+SMDH 300M	J113
	103.0	190.5	SMDT 3020 MSL+SMDH 300-3D	J117
	103.0	190.5	SMDT 3020 MSL+SMDH 300-3DF	J115
	103.0	190.5	SMDT 3020 MSL+SMDH 300M	J113
	103.0	190.5	SMDT 3020 MTL+SMDH 300-3D	J117
	103.0	190.5	SMDT 3020 MTL+SMDH 300-3DF	J115
	103.0	190.5	SMDT 3020 MTL+SMDH 300M	J113
	164.0	260.5	SMDT 3020 MEL+SMDH 300-5D	J117
	164.0	260.5	SMDT 3020 MEL+SMDH 300-5DF	J115
	164.0	260.5	SMDT 3020 MEL+SMDH 300L	J113
	164.0	260.5	SMDT 3020 MSL+SMDH 300-5D	J117
	164.0	260.5	SMDT 3020 MSL+SMDH 300-5DF	J115
	164.0	260.5	SMDT 3020 MSL+SMDH 300L	J113
	164.0	260.5	SMDT 3020 MTL+SMDH 300-5D	J117
	164.0	260.5	SMDT 3020 MTL+SMDH 300-5DF	J115
	164.0	260.5	SMDT 3020 MTL+SMDH 300L	J113
	257.0	350.5	SMDT 3020 MEL+SMDH 300-8D	J117
	257.0	350.5	SMDT 3020 MEL+SMDH 300-8DF	J115
	257.0	350.5	SMDT 3020 MEL+SMDH 300D	J113
	257.0	350.5	SMDT 3020 MSL+SMDH 300-8D	J117
	257.0	350.5	SMDT 3020 MSL+SMDH 300-8DF	J115
	257.0	350.5	SMDT 3020 MSL+SMDH 300D	J113
	257.0	350.5	SMDT 3020 MTL+SMDH 300-8D	J117
	257.0	350.5	SMDT 3020 MTL+SMDH 300-8DF	J115
	257.0	350.5	SMDT 3020 MTL+SMDH 300D	J113
	365.0	450.8	SMDT 3020 MEL+SMDH 300-12D	J117
	365.0	450.8	SMDT 3020 MSL+SMDH 300-12D	J117
	365.0	450.8	SMDT 3020 MTL+SMDH 300-12D	J117
30.3	56.0	138.3	SMDT 3030 MEL+SMDH 300-1.5D	J117
	56.0	138.3	SMDT 3030 MEL+SMDH 300-1.5DF	J115
	56.0	138.3	SMDT 3030 MSL+SMDH 300-1.5D	J117
	56.0	138.3	SMDT 3030 MSL+SMDH 300-1.5DF	J115
	56.0	138.3	SMDT 3030 MTL+SMDH 300-1.5D	J117
	56.0	138.3	SMDT 3030 MTL+SMDH 300-1.5DF	J115
	103.0	190.5	SMDT 3030 MEL+SMDH 300-3D	J117
	103.0	190.5	SMDT 3030 MEL+SMDH 300-3DF	J115
	103.0	190.5	SMDT 3030 MEL+SMDH 300M	J113
	103.0	190.5	SMDT 3030 MSL+SMDH 300-3D	J117
	103.0	190.5	SMDT 3030 MSL+SMDH 300-3DF	J115

(蓝色文字：扁平刀头 机夹式)

有效长度(LU)为可使用长度的参考标准，加工时请根据沟槽长度(LCF)考虑切屑排出量进行使用。

●刃径ø30.3～ø30.5mm

刃径 DC	有效长度 LU	全长 OAL	型号	页码
30.3	103.0	190.5	SMDT 3030 MSL+SMDH 300M	J113
	103.0	190.5	SMDT 3030 MTL+SMDH 300-3D	J117
	103.0	190.5	SMDT 3030 MTL+SMDH 300-3DF	J115
	103.0	190.5	SMDT 3030 MTL+SMDH 300M	J113
	164.0	260.5	SMDT 3030 MEL+SMDH 300-5D	J117
	164.0	260.5	SMDT 3030 MEL+SMDH 300-5DF	J115
	164.0	260.5	SMDT 3030 MEL+SMDH 300L	J113
	164.0	260.5	SMDT 3030 MSL+SMDH 300-5D	J117
	164.0	260.5	SMDT 3030 MSL+SMDH 300-5DF	J115
	164.0	260.5	SMDT 3030 MSL+SMDH 300L	J113
	164.0	260.5	SMDT 3030 MTL+SMDH 300-5D	J117
	164.0	260.5	SMDT 3030 MTL+SMDH 300-5DF	J115
	164.0	260.5	SMDT 3030 MTL+SMDH 300L	J113
	257.0	350.5	SMDT 3030 MEL+SMDH 300-8D	J117
	257.0	350.5	SMDT 3030 MEL+SMDH 300-8DF	J115
	257.0	350.5	SMDT 3030 MEL+SMDH 300D	J113
	257.0	350.5	SMDT 3030 MSL+SMDH 300-8D	J117
	257.0	350.5	SMDT 3030 MSL+SMDH 300-8DF	J115
	257.0	350.5	SMDT 3030 MSL+SMDH 300D	J113
	257.0	350.5	SMDT 3030 MTL+SMDH 300-8D	J117
	257.0	350.5	SMDT 3030 MTL+SMDH 300-8DF	J115
	257.0	350.5	SMDT 3030 MTL+SMDH 300D	J113
	365.0	450.8	SMDT 3030 MEL+SMDH 300-12D	J117
	365.0	450.8	SMDT 3030 MSL+SMDH 300-12D	J117
	365.0	450.8	SMDT 3030 MTL+SMDH 300-12D	J117
30.4	56.0	138.3	SMDT 3040 MEL+SMDH 300-1.5D	J117
	56.0	138.3	SMDT 3040 MEL+SMDH 300-1.5DF	J115
	56.0	138.3	SMDT 3040 MSL+SMDH 300-1.5D	J117
	56.0	138.3	SMDT 3040 MSL+SMDH 300-1.5DF	J115
	56.0	138.3	SMDT 3040 MTL+SMDH 300-1.5D	J117
	56.0	138.3	SMDT 3040 MTL+SMDH 300-1.5DF	J115
	103.0	190.5	SMDT 3040 MEL+SMDH 300-3D	J117
	103.0	190.5	SMDT 3040 MEL+SMDH 300-3DF	J115
	103.0	190.5	SMDT 3040 MEL+SMDH 300M	J113
	103.0	190.5	SMDT 3040 MSL+SMDH 300-3D	J117
	103.0	190.5	SMDT 3040 MSL+SMDH 300-3DF	J115
	103.0	190.5	SMDT 3040 MSL+SMDH 300M	J113
	103.0	190.5	SMDT 3040 MTL+SMDH 300-3D	J117
	103.0	190.5	SMDT 3040 MTL+SMDH 300-3DF	J115
	103.0	190.5	SMDT 3040 MTL+SMDH 300M	J113
	164.0	260.5	SMDT 3040 MEL+SMDH 300-5D	J117
	164.0	260.5	SMDT 3040 MEL+SMDH 300-5DF	J115
	164.0	260.5	SMDT 3040 MEL+SMDH 300L	J113
	164.0	260.5	SMDT 3040 MSL+SMDH 300-5D	J117
	164.0	260.5	SMDT 3040 MSL+SMDH 300-5DF	J115
	164.0	260.5	SMDT 3040 MSL+SMDH 300L	J113
	164.0	260.5	SMDT 3040 MTL+SMDH 300-5D	J117
	164.0	260.5	SMDT 3040 MTL+SMDH 300-5DF	J115
	164.0	260.5	SMDT 3040 MTL+SMDH 300L	J113
	257.0	350.5	SMDT 3040 MEL+SMDH 300-8D	J117
	257.0	350.5	SMDT 3040 MEL+SMDH 300-8DF	J115
	257.0	350.5	SMDT 3040 MEL+SMDH 300D	J113
	257.0	350.5	SMDT 3040 MSL+SMDH 300-8D	J117
	257.0	350.5	SMDT 3040 MSL+SMDH 300-8DF	J115
	257.0	350.5	SMDT 3040 MSL+SMDH 300D	J113
	257.0	350.5	SMDT 3040 MTL+SMDH 300-8D	J117
	257.0	350.5	SMDT 3040 MTL+SMDH 300-8DF	J115
	257.0	350.5	SMDT 3040 MTL+SMDH 300D	J113
	365.0	450.8	SMDT 3040 MEL+SMDH 300-12D	J117
	365.0	450.8	SMDT 3040 MSL+SMDH 300-12D	J117
	365.0	450.8	SMDT 3040 MTL+SMDH 300-12D	J117
30.5	56.0	138.3	SMDT 3050 MEL+SMDH 300-1.5D	J117
	56.0	138.3	SMDT 3050 MEL+SMDH 300-1.5DF	J115
	56.0	138.3	SMDT 3050 MSL+SMDH 300-1.5D	J117
	56.0	138.3	SMDT 3050 MSL+SMDH 300-1.5DF	J115
	56.0	138.3	SMDT 3050 MTL+SMDH 300-1.5D	J117
	56.0	138.3	SMDT 3050 MTL+SMDH 300-1.5DF	J115
	103.0	190.5	SMDT 3050 MEL+SMDH 300-3D	J117
	103.0	190.5	SMDT 3050 MEL+SMDH 300-3DF	J115
	103.0	190.5	SMDT 3050 MEL+SMDH 300M	J113
	103.0	190.5	SMDT 3050 MSL+SMDH 300-3D	J117
	103.0	190.5	SMDT 3050 MSL+SMDH 300-3DF	J115
	103.0	190.5	SMDT 3050 MSL+SMDH 300M	J113
	103.0	190.5	SMDT 3050 MTL+SMDH 300-3D	J117
	103.0	190.5	SMDT 3050 MTL+SMDH 300-3DF	J115
	103.0	190.5	SMDT 3050 MTL+SMDH 300M	J113
	164.0	260.5	SMDT 3050 MEL+SMDH 300-5D	J117
	164.0	260.5	SMDT 3050 MEL+SMDH 300-5DF	J115
	164.0	260.5	SMDT 3050 MEL+SMDH 300L	J113
	164.0	260.5	SMDT 3050 MSL+SMDH 300-5D	J117

(蓝色文字：扁平刀头　机夹式)

●刃径ø30.5～ø30.7mm

刃径 DC	有效长度 LU	全长 OAL	型号	页码
30.5	164.0	260.5	SMDT 3050 MSL+SMDH 300-5DF	J115
	164.0	260.5	SMDT 3050 MSL+SMDH 300L	J113
	164.0	260.5	SMDT 3050 MTL+SMDH 300-5D	J117
	164.0	260.5	SMDT 3050 MTL+SMDH 300-5DF	J115
	164.0	260.5	SMDT 3050 MTL+SMDH 300L	J113
	257.0	350.5	SMDT 3050 MEL+SMDH 300-8D	J117
	257.0	350.5	SMDT 3050 MEL+SMDH 300-8DF	J115
	257.0	350.5	SMDT 3050 MEL+SMDH 300D	J113
	257.0	350.5	SMDT 3050 MSL+SMDH 300-8D	J117
	257.0	350.5	SMDT 3050 MSL+SMDH 300-8DF	J115
	257.0	350.5	SMDT 3050 MSL+SMDH 300D	J113
	257.0	350.5	SMDT 3050 MTL+SMDH 300-8D	J117
	257.0	350.5	SMDT 3050 MTL+SMDH 300-8DF	J115
	257.0	350.5	SMDT 3050 MTL+SMDH 300D	J113
	365.0	450.8	SMDT 3050 MEL+SMDH 300-12D	J117
	365.0	450.8	SMDT 3050 MSL+SMDH 300-12D	J117
	365.0	450.8	SMDT 3050 MTL+SMDH 300-12D	J117
30.6	56.0	138.3	SMDT 3060 MEL+SMDH 300-1.5D	J117
	56.0	138.3	SMDT 3060 MEL+SMDH 300-1.5DF	J115
	56.0	138.3	SMDT 3060 MSL+SMDH 300-1.5D	J117
	56.0	138.3	SMDT 3060 MSL+SMDH 300-1.5DF	J115
	56.0	138.3	SMDT 3060 MTL+SMDH 300-1.5D	J117
	56.0	138.3	SMDT 3060 MTL+SMDH 300-1.5DF	J115
	103.0	190.5	SMDT 3060 MEL+SMDH 300-3D	J117
	103.0	190.5	SMDT 3060 MEL+SMDH 300-3DF	J115
	103.0	190.5	SMDT 3060 MEL+SMDH 300M	J113
	103.0	190.5	SMDT 3060 MSL+SMDH 300-3D	J117
	103.0	190.5	SMDT 3060 MSL+SMDH 300-3DF	J115
	103.0	190.5	SMDT 3060 MSL+SMDH 300M	J113
	103.0	190.5	SMDT 3060 MTL+SMDH 300-3D	J117
	103.0	190.5	SMDT 3060 MTL+SMDH 300-3DF	J115
	103.0	190.5	SMDT 3060 MTL+SMDH 300M	J113
	164.0	260.5	SMDT 3060 MEL+SMDH 300-5D	J117
	164.0	260.5	SMDT 3060 MEL+SMDH 300-5DF	J115
	164.0	260.5	SMDT 3060 MEL+SMDH 300L	J113
	164.0	260.5	SMDT 3060 MSL+SMDH 300-5D	J117
	164.0	260.5	SMDT 3060 MSL+SMDH 300-5DF	J115
	164.0	260.5	SMDT 3060 MSL+SMDH 300L	J113
	164.0	260.5	SMDT 3060 MTL+SMDH 300-5D	J117
	164.0	260.5	SMDT 3060 MTL+SMDH 300-5DF	J115
	164.0	260.5	SMDT 3060 MTL+SMDH 300L	J113
	257.0	350.5	SMDT 3060 MEL+SMDH 300-8D	J117
	257.0	350.5	SMDT 3060 MEL+SMDH 300-8DF	J115
	257.0	350.5	SMDT 3060 MEL+SMDH 300D	J113
	257.0	350.5	SMDT 3060 MSL+SMDH 300-8D	J117
	257.0	350.5	SMDT 3060 MSL+SMDH 300-8DF	J115
	257.0	350.5	SMDT 3060 MSL+SMDH 300D	J113
	257.0	350.5	SMDT 3060 MTL+SMDH 300-8D	J117
	257.0	350.5	SMDT 3060 MTL+SMDH 300-8DF	J115
	257.0	350.5	SMDT 3060 MTL+SMDH 300D	J113
	365.0	450.8	SMDT 3060 MEL+SMDH 300-12D	J117
	365.0	450.8	SMDT 3060 MSL+SMDH 300-12D	J117
	365.0	450.8	SMDT 3060 MTL+SMDH 300-12D	J117
30.7	56.0	138.3	SMDT 3070 MEL+SMDH 300-1.5D	J117
	56.0	138.3	SMDT 3070 MEL+SMDH 300-1.5DF	J115
	56.0	138.3	SMDT 3070 MSL+SMDH 300-1.5D	J117
	56.0	138.3	SMDT 3070 MSL+SMDH 300-1.5DF	J115
	56.0	138.3	SMDT 3070 MTL+SMDH 300-1.5D	J117
	56.0	138.3	SMDT 3070 MTL+SMDH 300-1.5DF	J115
	103.0	190.5	SMDT 3070 MEL+SMDH 300-3D	J117
	103.0	190.5	SMDT 3070 MEL+SMDH 300-3DF	J115
	103.0	190.5	SMDT 3070 MEL+SMDH 300M	J113
	103.0	190.5	SMDT 3070 MSL+SMDH 300-3D	J117
	103.0	190.5	SMDT 3070 MSL+SMDH 300-3DF	J115
	103.0	190.5	SMDT 3070 MSL+SMDH 300M	J113
	103.0	190.5	SMDT 3070 MTL+SMDH 300-3D	J117
	103.0	190.5	SMDT 3070 MTL+SMDH 300-3DF	J115
	103.0	190.5	SMDT 3070 MTL+SMDH 300M	J113
	164.0	260.5	SMDT 3070 MEL+SMDH 300-5D	J117
	164.0	260.5	SMDT 3070 MEL+SMDH 300-5DF	J115
	164.0	260.5	SMDT 3070 MEL+SMDH 300L	J113
	164.0	260.5	SMDT 3070 MSL+SMDH 300-5D	J117
	164.0	260.5	SMDT 3070 MSL+SMDH 300-5DF	J115
	164.0	260.5	SMDT 3070 MSL+SMDH 300L	J113
	164.0	260.5	SMDT 3070 MTL+SMDH 300-5D	J117
	164.0	260.5	SMDT 3070 MTL+SMDH 300-5DF	J115
	164.0	260.5	SMDT 3070 MTL+SMDH 300L	J113
	257.0	350.5	SMDT 3070 MEL+SMDH 300-8D	J117
	257.0	350.5	SMDT 3070 MEL+SMDH 300-8DF	J115
	257.0	350.5	SMDT 3070 MEL+SMDH 300D	J113

(蓝色文字：扁平刀头　机夹式)

●刃径ø30.7～ø40.0mm

刃径 DC	有效长度 LU	全长 OAL	型号	页码
30.7	257.0	350.5	SMDT 3070 MSL+SMDH 300-8D	J117
	257.0	350.5	SMDT 3070 MSL+SMDH 300-8DF	J115
	257.0	350.5	SMDT 3070 MSL+SMDH 300D	J113
	257.0	350.5	SMDT 3070 MTL+SMDH 300-8D	J117
	257.0	350.5	SMDT 3070 MTL+SMDH 300-8DF	J115
	257.0	350.5	SMDT 3070 MTL+SMDH 300D	J113
	365.0	450.8	SMDT 3070 MEL+SMDH 300-12D	J117
	365.0	450.8	SMDT 3070 MSL+SMDH 300-12D	J117
	365.0	450.8	SMDT 3070 MTL+SMDH 300-12D	J117
30.8	56.0	138.3	SMDT 3080 MEL+SMDH 300-1.5D	J117
	56.0	138.3	SMDT 3080 MEL+SMDH 300-1.5DF	J115
	56.0	138.3	SMDT 3080 MSL+SMDH 300-1.5D	J117
	56.0	138.3	SMDT 3080 MSL+SMDH 300-1.5DF	J115
	56.0	138.3	SMDT 3080 MTL+SMDH 300-1.5D	J117
	56.0	138.3	SMDT 3080 MTL+SMDH 300-1.5DF	J115
	103.0	190.5	SMDT 3080 MEL+SMDH 300-3D	J117
	103.0	190.5	SMDT 3080 MEL+SMDH 300-3DF	J115
	103.0	190.5	SMDT 3080 MEL+SMDH 300M	J113
	103.0	190.5	SMDT 3080 MSL+SMDH 300-3D	J117
	103.0	190.5	SMDT 3080 MSL+SMDH 300-3DF	J115
	103.0	190.5	SMDT 3080 MSL+SMDH 300M	J113
	103.0	190.5	SMDT 3080 MTL+SMDH 300-3D	J117
	103.0	190.5	SMDT 3080 MTL+SMDH 300-3DF	J115
	103.0	190.5	SMDT 3080 MTL+SMDH 300M	J113
	164.0	260.5	SMDT 3080 MEL+SMDH 300-5D	J117
	164.0	260.5	SMDT 3080 MEL+SMDH 300-5DF	J115
	164.0	260.5	SMDT 3080 MEL+SMDH 300L	J113
	164.0	260.5	SMDT 3080 MSL+SMDH 300-5D	J117
	164.0	260.5	SMDT 3080 MSL+SMDH 300-5DF	J115
	164.0	260.5	SMDT 3080 MSL+SMDH 300L	J113
	164.0	260.5	SMDT 3080 MTL+SMDH 300-5D	J117
	164.0	260.5	SMDT 3080 MTL+SMDH 300-5DF	J115
	164.0	260.5	SMDT 3080 MTL+SMDH 300L	J113
	257.0	350.5	SMDT 3080 MEL+SMDH 300-8D	J117
	257.0	350.5	SMDT 3080 MEL+SMDH 300-8DF	J115
	257.0	350.5	SMDT 3080 MEL+SMDH 300D	J113
	257.0	350.5	SMDT 3080 MSL+SMDH 300-8D	J117
	257.0	350.5	SMDT 3080 MSL+SMDH 300-8DF	J115
	257.0	350.5	SMDT 3080 MSL+SMDH 300D	J113
	257.0	350.5	SMDT 3080 MTL+SMDH 300-8D	J117
	257.0	350.5	SMDT 3080 MTL+SMDH 300-8DF	J115
	257.0	350.5	SMDT 3080 MTL+SMDH 300D	J113
	365.0	450.8	SMDT 3080 MEL+SMDH 300-12D	J117
	365.0	450.8	SMDT 3080 MSL+SMDH 300-12D	J117
	365.0	450.8	SMDT 3080 MTL+SMDH 300-12D	J117
31.0	106.0	200.7	SMDT 3100 MTL+SMDH 320M	J113
	170.0	265.8	SMDT 3100 MTL+SMDH 320L	J113
	266.0	360.8	SMDT 3100 MTL+SMDH 320D	J113
32.0	64.0	162.0	PDL 320D2S40	J144
	96.0	194.0	PDL 320D3S40	J144
	106.0	200.7	SMDT 3200 MTL+SMDH 320M	J113
	170.0	265.8	SMDT 3200 MTL+SMDH 320L	J113
	266.0	360.8	SMDT 3200 MTL+SMDH 320D	J113
33.0	111.0	205.9	SMDT 3300 MTL+SMDH 335M	J113
	178.0	274.1	SMDT 3300 MTL+SMDH 335L	J113
	279.0	376.1	SMDT 3300 MTL+SMDH 335D	J113
34.0	116.0	221.2	SMDT 3400 MTL+SMDH 350M	J113
	186.0	296.4	SMDT 3400 MTL+SMDH 350L	J113
	291.0	401.4	SMDT 3400 MTL+SMDH 350D	J113
35.0	116.0	221.2	SMDT 3500 MTL+SMDH 350M	J113
	186.0	296.4	SMDT 3500 MTL+SMDH 350L	J113
	291.0	401.4	SMDT 3500 MTL+SMDH 350D	J113
36.0	121.0	226.4	SMDT 3600 MTL+SMDH 365M	J113
	194.0	301.6	SMDT 3600 MTL+SMDH 365L	J113
	303.0	411.6	SMDT 3600 MTL+SMDH 365D	J113
37.0	125.0	231.7	SMDT 3700 MTL+SMDH 380M	J113
	201.0	311.9	SMDT 3700 MTL+SMDH 380L	J113
	315.0	426.9	SMDT 3700 MTL+SMDH 380D	J113
37.5	125.0	231.7	SMDT 3750 MTL+SMDH 380M	J113
	201.0	311.9	SMDT 3750 MTL+SMDH 380L	J113
	315.0	426.9	SMDT 3750 MTL+SMDH 380D	J113
38.0	125.0	231.7	SMDT 3800 MTL+SMDH 380M	J113
	201.0	311.9	SMDT 3800 MTL+SMDH 380L	J113
	315.0	426.9	SMDT 3800 MTL+SMDH 380D	J113
39.0	130.0	237.0	SMDT 3900 MTL+SMDH 395M	J113
	209.0	322.2	SMDT 3900 MTL+SMDH 395L	J113
	328.0	437.2	SMDT 3900 MTL+SMDH 395D	J113
40.0	80.0	185.0	PDL 400D2S40	J144
	120.0	225.0	PDL 400D3S40	J144
	135.0	252.2	SMDT 4000 MTL+SMDH 410M	J113

(蓝色文字：扁平刀头　机夹式)

有效长度(LU)为可使用长度的参考标准，加工时请根据沟槽长度(LCF)考虑切屑排出量进行使用。

●刃径ø40.0～ø42.0mm

刃径 DC	有效长度 LU	全长 OAL	型号	页码
40.0	217.0	332.5	SMDT 4000 MTL+SMDH 410L	J113
	340.0	457.5	SMDT 4000 MTL+SMDH 410D	J113
40.5	135.0	252.2	SMDT 4050 MTL+SMDH 410M	J113
	217.0	332.5	SMDT 4050 MTL+SMDH 410L	J113
	340.0	457.5	SMDT 4050 MTL+SMDH 410D	J113
41.0	135.0	252.2	SMDT 4100 MTL+SMDH 410M	J113
	217.0	332.5	SMDT 4100 MTL+SMDH 410L	J113
	340.0	457.5	SMDT 4100 MTL+SMDH 410D	J113
42.0	140.0	257.5	SMDT 4200 MTL+SMDH 425M	J113
	225.0	342.7	SMDT 4200 MTL+SMDH 425L	J113
	352.0	467.7	SMDT 4200 MTL+SMDH 425D	J113

(蓝色文字: 扁平刀头　机夹式)

有效长度(LU)为可使用长度的参考标准，加工时请根据沟槽长度(LCF)考虑切屑排出量进行使用。

MEMO

主要钻头的适用范围

供油形式：外冷式 内冷式

■ 硬质合金整体式钻头

通用 多用途钻头 NeXEO MDE型 ☞J8

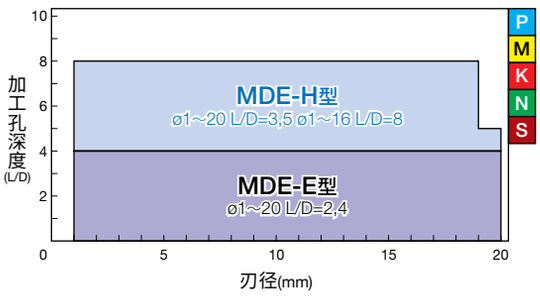

通用 高效率加工用 GS型/HGS型 ☞J38

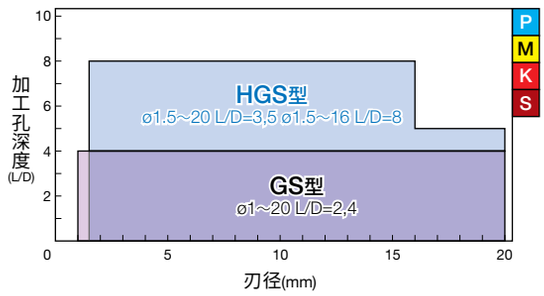

平底多用途钻头 MDF型 ☞J26

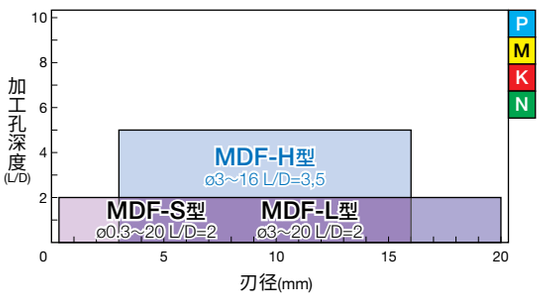

不锈钢、难削材加工用 MDM型 ☞J52

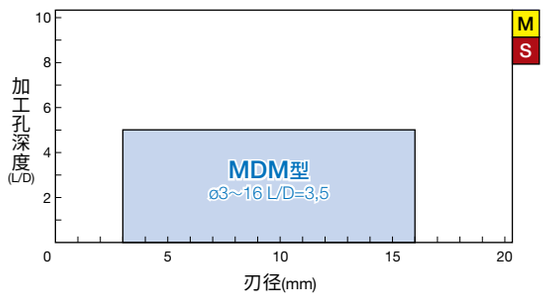

非铁金属加工用 MDA型 ☞J84
铝合金 高效加工用 NHGS型 ☞J92

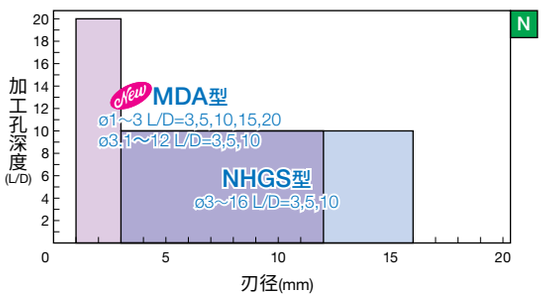

钢、铸铁 HX型 ☞J62
高效率加工用 HY型 ☞J70

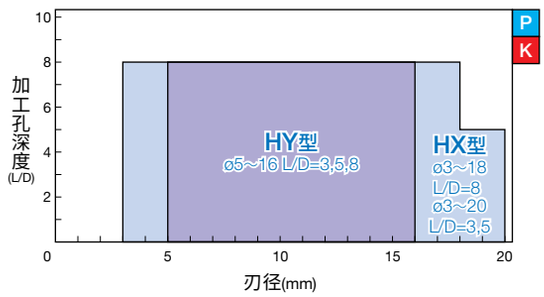

小径长钻头 MLDH-L型/MLDH-P型 ☞J99
极小径钻头 MDUS型/MDSS型 ☞J102

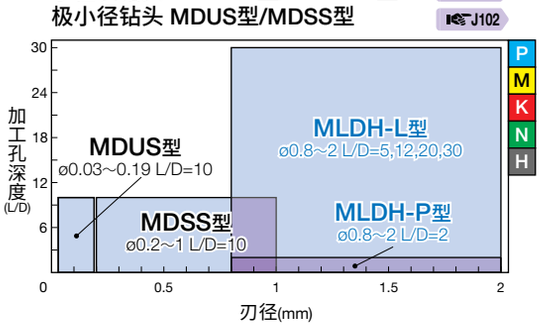

高效深孔加工用 XHGS型/PHT型 ☞J76

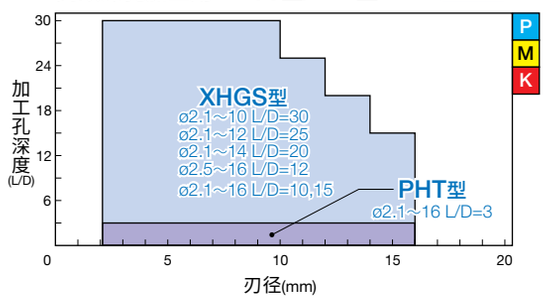

■ 刀片可换式钻头

SumiDrill WDX型 ☞J128

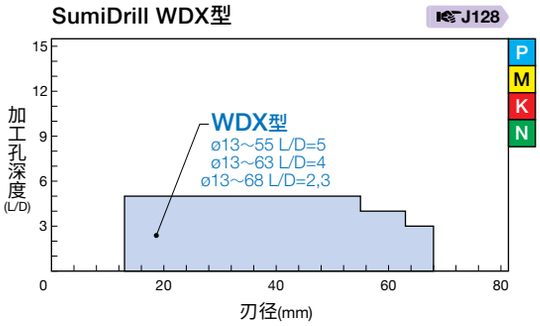

■ 刀头可换式钻头

SEC-多用途钻头 SMD型
MTL型刀头/MSL型刀头/MFS型刀头 ☞J104

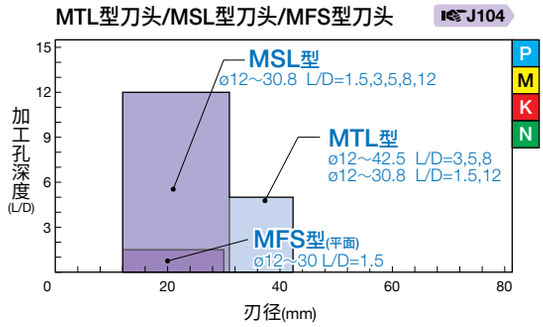

MEMO

SumiDrill SDP-U 型

■ SDP型钻头的特征

月牙形切削刃口 优化的刃口处理

排屑流畅 切削抗力小



新型PVD涂层

优良的耐磨损性 良好的耐粘着性

新研发的双刃带

完美精确的加工精度



■ 新一代钻头专用TiAlCrN系涂层，兼备优良的耐摩损性、耐热性、耐溶着性

●Sumi Power Coating膜构造·特点



耐溶着层

采用润滑性优秀的TiAlCrN系耐溶着层

耐摩损层

采用TiAlCrN系超多层涂层，让钻头的兼备优良的耐摩损性和强度

※我司特有的超多层膜涂层技术 ～约10nm×数百层

●膜特性

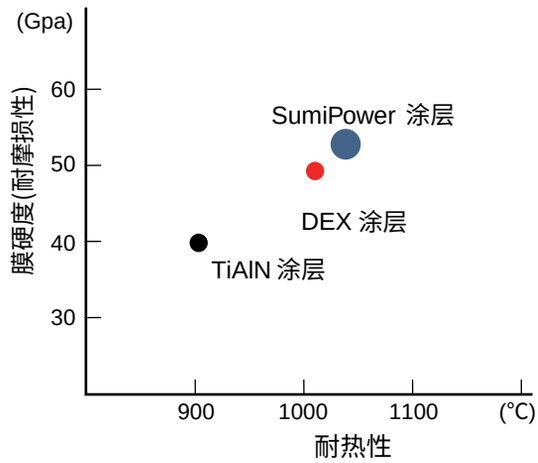

■ 稳定持久的刀具寿命

●加工碳钢的寿命对比(C50)

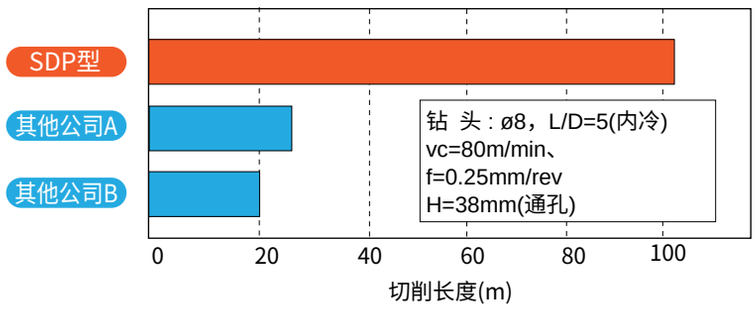

其他公司A (20m)

SDP 型 (70m)

其他公司B (20m)



SumiDrill SDP-U 型

■ 稳定持久的刀具寿命

●加工合金钢的寿命对比(Cr-Mo合金)

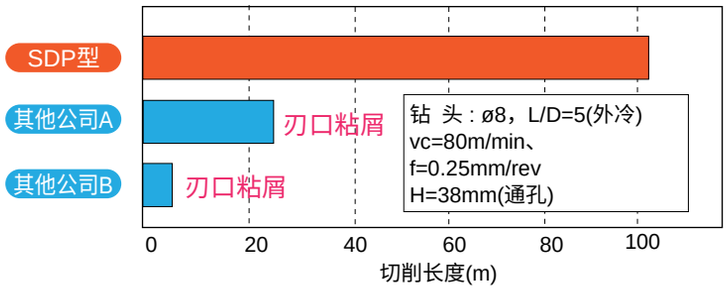

SDP 型(103m)

其他公司A (21m)

■ 完美精确的加工精度

●采用新研发的双刃带和优化的月牙形切削刃口，可实现良好的孔精度和切屑处理

SDP型

良好的加工品质

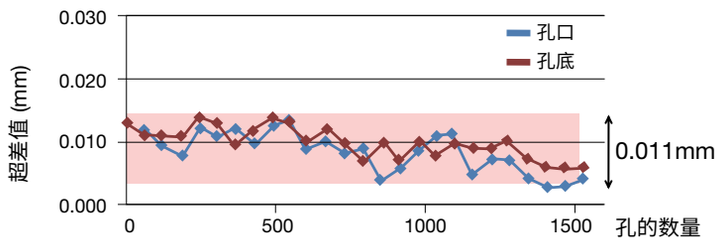

其他公司产品

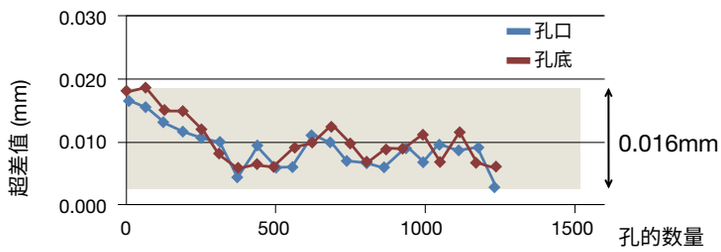

钻头: ø8，L/D=5，工件：碳钢(C50)　vc=80m/min、f=0.25mm/rev，H=24mm，(盲孔)、内冷

■ 优良的稳定性

●SDP型钻头刃口钝化程度较小，但抗崩损性能高

极限高进给测试结果的比对

进给量 (mm/rev)	0.3	0.4	0.5	0.55	0.6	0.65	0.7	0.75	0.8
SDP型	OK	OK	OK	OK	OK	OK	OK	OK	崩刃
B公司	OK	OK	崩刃						

钻头直径：ø4mm　(内冷)
工件：碳钢(C50)　线速度：vc=80m/min

■ 高效率加工的实现，生产能力的大幅提高

●与其他公司产品相比，SDP型钻头可进行高进给加工。

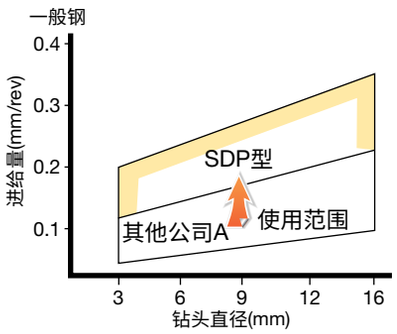

SumiDrill SDP-U 型(外冷式)

外冷式



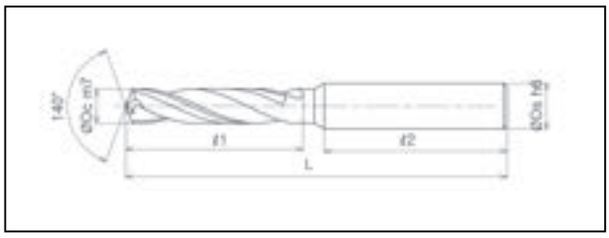

刃径(øDc)	公差(m7)
～ø3.0以下	+0.012 +0.002
ø3.0超过 ～ø6.0以下	+0.016 +0.004
ø6.0超过 ～ø10.0以下	+0.021 +0.006
ø10.0超过 ～ø18.0以下	+0.025 +0.007

■刃径ø3.0～ø6.0

刃径øDc (inch)mm	柄径øDs mm	型号 3、5	DIN6537K-3D用 库存 3	尺寸(mm) L	ℓ1	ℓ2	DIN6537L-5D用 库存 5	尺寸(mm) L	ℓ1	ℓ2
3.0	6	SDP 0300U□HA	●	62	19	36	●	66	26	36
3.1		SDP 0310U□HA	●				●			
(1/8) 3.17		SDP 0317U□HA	●				●			
3.2		SDP 0320U□HA	●				●			
3.25		SDP 0325U□HA	●				●			
3.3		SDP 0330U□HA	●				●			
3.4		SDP 0340U□HA	●				●			
3.5		SDP 0350U□HA	●				●			
(9/64) 3.57		SDP 0357U□HA	●				●			
3.6		SDP 0360U□HA	●				●			
3.64		SDP 0364U□HA	●				●			
3.66		SDP 0366U□HA	●				●			
3.7		SDP 0370U□HA	●	66	23		●	74	35	
3.8		SDP 0380U□HA	●				●			
3.9		SDP 0390U□HA	●				●			
(5/32) 3.97		SDP 0397U□HA	●				●			
4.0		SDP 0400U□HA	●				●			
4.1		SDP 0410U□HA	●				●			
4.2		SDP 0420U□HA	●				●			
4.3		SDP 0430U□HA	●				●			
(11/64) 4.37		SDP 0437U□HA	●				●			
4.4		SDP 0440U□HA	●				●			
4.5		SDP 0450U□HA	●				●			
4.58		SDP 0458U□HA	●				●			
4.6		SDP 0460U□HA	●				●			
4.62		SDP 0462U□HA	●				●			
4.7		SDP 0470U□HA	●				●			
(3/16) 4.76		SDP 0476U□HA	●		27		●	82	43	
4.8		SDP 0480U□HA	●				●			
4.9		SDP 0490U□HA	●				●			
5.0		SDP 0500U□HA	●				●			
5.03		SDP 0503U□HA	●							
5.1		SDP 0510U□HA	●				●			
(13/64) 5.16		SDP 0516U□HA	●				●			
5.2		SDP 0520U□HA	●				●			
5.3		SDP 0530U□HA	●				●			
5.4		SDP 0540U□HA	●				●			
5.47		SDP 0547U□HA	●				●			
5.5		SDP 0550U□HA	●				●			
5.52		SDP 0552U□HA	●				●			
(7/32) 5.56		SDP 0556U□HA	●				●			
5.6		SDP 0560U□HA	●				●			
5.7		SDP 0570U□HA	●				●			
5.8		SDP 0580U□HA	●				●			
5.9		SDP 0590U□HA	●				●			
(15/64) 5.95		SDP 0595U□HA	●				●			
6.0		SDP 0600U□HA	●				●			

材质 PCX70

■刃径ø6.1～ø9.2

刃径øDc (inch)mm	柄径øDs mm	型号 3、5	DIN6537K-3D用 库存 3	尺寸(mm) L	ℓ1	ℓ2	DIN6537L-5D用 库存 5	尺寸(mm) L	ℓ1	ℓ2
6.1	8	SDP 0610U□HA	●	79	33	36	●	91	52	36
6.2		SDP 0620U□HA	●				●			
6.3		SDP 0630U□HA	●				●			
(1/4) 6.35		SDP 0635U□HA	●				●			
6.4		SDP 0640U□HA	●				●			
6.5		SDP 0650U□HA	●				●			
6.6		SDP 0660U□HA	●				●			
6.7		SDP 0670U□HA	●				●			
(17/64) 6.75		SDP 0675U□HA	●				●			
6.8		SDP 0680U□HA	●				●			
6.9		SDP 0690U□HA	●				●			
7.0		SDP 0700U□HA	●				●			
7.1		SDP 0710U□HA	●		39		●			
7.12		SDP 0712U□HA	●							
(9/32) 7.14		SDP 0714U□HA	●				●			
7.2		SDP 0720U□HA	●				●			
7.3		SDP 0730U□HA	●				●			
7.33		SDP 0733U□HA	●				●			
7.35		SDP 0735U□HA	●				●			
7.37		SDP 0737U□HA	●				●			
7.4		SDP 0740U□HA	●				●			
7.47		SDP 0747U□HA	●				●			
7.5		SDP 0750U□HA	●				●			
7.52		SDP 0752U□HA	●				●			
(19/64) 7.54		SDP 0754U□HA	●				●			
7.6		SDP 0760U□HA	●				●			
7.7		SDP 0770U□HA	●				●			
7.8		SDP 0780U□HA	●				●			
7.9		SDP 0790U□HA	●				●			
(5/16) 7.94		SDP 0794U□HA	●				●			
8.0		SDP 0800U□HA	●				●			
8.1	10	SDP 0810U□HA	●	89	45	40	●	103	59	40
8.2		SDP 0820U□HA	●				●			
8.3		SDP 0830U□HA	●				●			
(21/64) 8.33		SDP 0833U□HA	●				●			
8.4		SDP 0840U□HA	●				●			
8.5		SDP 0850U□HA	●				●			
8.6		SDP 0860U□HA	●				●			
8.7		SDP 0870U□HA	●				●			
(11/32) 8.73		SDP 0873U□HA	●				●			
8.8		SDP 0880U□HA	●				●			
8.9		SDP 0890U□HA	●				●			
9.0		SDP 0900U□HA	●				●			
9.1		SDP 0910U□HA	●				●			
(23/64) 9.13		SDP 0913U□HA	●				●			
9.18		SDP 0918U□HA	●				●			
9.2		SDP 0920U□HA	●				●			

订货方法：型号表示中□请填入3或5。(例：SDP0500U3HA→ø5.0外冷式3D用)

SumiDrill SDP-U 型(外冷式)

■ 外冷式 推荐切削条件

(vc:切削速度m/min f:进给mm/rev)

刃径 øDc(mm)		低碳钢 SS400 (～200HB)	一般钢 S45C (200～300HB)	合金钢 SCM440H (250～300HB)	高硬度钢 SKD61 (～45HRC)	灰口铸铁 FC250 (～300HB)	球墨铸铁 FCD450 (～300HB)	钛合金 6Al-4V-Ti (～350HB)	镍基耐热合金 inco718 (～170HB)
～ø5.0	Vc	40-60-100	40-60-100	30-50-70	20-30-40	40-60-70	40-50-60	10-20-30	10-15-20
	f	0.15-0.20-0.25	0.15-0.20-0.25	0.10-0.15-0.20	0.06-0.08-0.10	0.15-0.20-0.30	0.15-0.20-0.25	0.03-0.05-0.07	0.05-0.06-0.07
～ø10.0	Vc	50-70-100	50-70-120	40-60-80	20-30-40	50-60-80	50-60-70	10-20-30	10-15-20
	f	0.20-0.25-0.30	0.20-0.25-0.30	0.20-0.25-0.30	0.10-0.12-0.15	0.20-0.28-0.35	0.20-0.28-0.35	0.05-0.08-0.10	0.08-0.09-0.10
～ø20.0	Vc	60-80-100	60-80-120	40-60-80	20-30-40	60-70-90	60-70-80	10-20-30	10-15-20
	f	0.20-0.25-0.35	0.25-0.30-0.35	0.20-0.25-0.30	0.10-0.12-0.15	0.25-0.30-0.35	0.25-0.30-0.35	0.07-0.10-0.12	0.08-0.09-0.10

*推荐切削条件：由于受到机械刚性、工件夹紧等影响，请根据实际使用环境进行调节

■刃径ø9.24～ø12.0

刃径øDc (inch)mm	柄径 øDs mm	型号 3、5	DIN6537K-3D用 库存 3	尺寸(mm) L	ℓ1	ℓ2	DIN6537L-5D用 库存 5	尺寸(mm) L	ℓ1	ℓ2
9.24	10	SDP 0924U□HA	●	89	45	40	●	103	59	40
9.3		SDP 0930U□HA	●				●			
9.33		SDP 0933U□HA	●				●			
9.35		SDP 0935U□HA	●				●			
9.37		SDP 0937U□HA	●				●			
9.4		SDP 0940U□HA	●				●			
9.48		SDP 0948U□HA	●				●			
9.5		SDP 0950U□HA	●				●			
(3/8) 9.52		SDP 0952U□HA	●				●			
9.6		SDP 0960U□HA	●				●			
9.7		SDP 0970U□HA	●				●			
9.75		SDP 0975U□HA					●			
9.8		SDP 0980U□HA	●				●			
9.9		SDP 0990U□HA	●				●			
(25/64) 9.92		SDP 0992U□HA	●				●			
10.0		SDP 1000U□HA	●				●			
10.03	12	SDP 1003U□HA	●	102	53	45		118	69	45
10.1		SDP 1010U□HA	●				●			
10.2		SDP 1020U□HA	●				●			
10.3		SDP 1030U□HA	●				●			
(13/32) 10.32		SDP 1032U□HA	●				●			
10.4		SDP 1040U□HA	●				●			
10.45		SDP 1045U□HA					●			
10.5		SDP 1050U□HA	●				●			
10.6		SDP 1060U□HA	●				●			
10.7		SDP 1070U□HA	●				●			
10.8		SDP 1080U□HA	●				●			
10.9		SDP 1090U□HA	●				●			
11.0		SDP 1100U□HA	●				●			
11.09		SDP 1109U□HA	●				●			
11.1		SDP 1110U□HA	●				●			
(7/16) 11.11		SDP 1111U□HA	●				●			
11.18		SDP 1118U□HA	●				●			
11.2		SDP 1120U□HA	●				●			
11.22		SDP 1122U□HA	●				●			
11.3		SDP 1130U□HA	●				●			
11.32		SDP 1132U□HA	●				●			
11.34		SDP 1134U□HA	●				●			
11.36		SDP 1136U□HA	●				●			
11.4		SDP 1140U□HA	●				●			
11.48		SDP 1148U□HA	●				●			
11.5		SDP 1150U□HA	●				●			
11.6		SDP 1160U□HA	●				●			
11.7		SDP 1170U□HA	●				●			
11.8		SDP 1180U□HA	●				●			
11.9		SDP 1190U□HA	●				●			
(15/32) 11.91		SDP 1191U□HA	●				●			
12.0		SDP 1200U□HA	●				●			

材质 PCX70

■刃径ø12.1～ø16.0

刃径øDc (inch)mm	柄径 øDs mm	型号 3、5	DIN6537K-3D用 库存 3	尺寸(mm) L	ℓ1	ℓ2	DIN6537L-5D用 库存 5	尺寸(mm) L	ℓ1	ℓ2
12.1	14	SDP 1210U□HA	●	107	58	45	●	124	75	45
12.2		SDP 1220U□HA	●				●			
12.3		SDP 1230U□HA	●				●			
12.4		SDP 1240U□HA	●				●			
12.5		SDP 1250U□HA	●				●			
12.6		SDP 1260U□HA	●				●			
(1/2) 12.7		SDP 1270U□HA	●				●			
12.8		SDP 1280U□HA	●				●			
12.9		SDP 1290U□HA	●				●			
13.0		SDP 1300U□HA	●				●			
13.1		SDP 1310U□HA	●				●			
13.2		SDP 1320U□HA	●				●			
13.21		SDP 1321U□HA	●				●			
13.24		SDP 1324U□HA	●				●			
13.3		SDP 1330U□HA	●				●			
13.4		SDP 1340U□HA	●				●			
13.5		SDP 1350U□HA	●				●			
13.6		SDP 1360U□HA	●				●			
13.7		SDP 1370U□HA	●				●			
13.8		SDP 1380U□HA	●				●			
13.9		SDP 1390U□HA	●				●			
13.98		SDP 1398U□HA	●							
14.0		SDP 1400U□HA	●				●			
14.1	16	SDP 1410U□HA	●	115	62	48	●	133	80	48
14.2		SDP 1420U□HA	●				●			
(9/16) 14.29		SDP 1429U□HA	●				●			
14.3		SDP 1430U□HA	●				●			
14.4		SDP 1440U□HA	●				●			
14.5		SDP 1450U□HA	●				●			
14.6		SDP 1460U□HA	●				●			
14.7		SDP 1470U□HA	●				●			
14.8		SDP 1480U□HA	●				●			
14.9		SDP 1490U□HA	●				●			
15.0		SDP 1500U□HA	●				●			
15.03		SDP 1503U□HA	●							
15.1		SDP 1510U□HA	●				●			
15.2		SDP 1520U□HA	●				●			
15.24		SDP 1524U□HA	●				●			
15.3		SDP 1530U□HA	●				●			
15.4		SDP 1540U□HA	●				●			
15.5		SDP 1550U□HA	●				●			
15.6		SDP 1560U□HA	●				●			
15.7		SDP 1570U□HA	●				●			
15.8		SDP 1580U□HA	●				●			
15.9		SDP 1590U□HA	●				●			
16.0		SDP 1600U□HA	●				●			

订货方法：型号表示中□请填入3或5。(例：SDP0500U3HA→ø5.0外冷式3D用)

SumiDrill SDP-U 型(内冷式)

内冷式



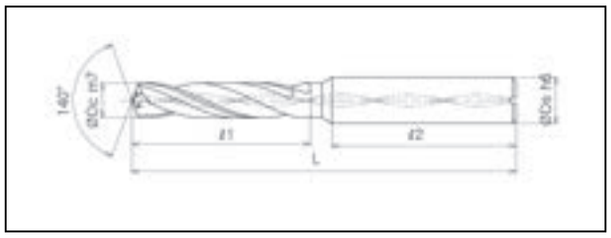

刃径(øDc)	公差(m7)
～ø3.0以下	+0.012 +0.002
ø3.0超过 ～ø6.0以下	+0.016 +0.004
ø6.0超过 ～ø10.0以下	+0.021 +0.006
ø10.0超过 ～ø18.0以下	+0.025 +0.007

■刃径ø3.0～ø6.0

刃径øDc (inch)mm	柄径øDs mm	型号 3、5、7	DIN6537K 3D用 库存 3	尺寸(mm) L	ℓ1	ℓ2	DIN6537L 5D用 库存 5	尺寸(mm) L	ℓ1	ℓ2	7D用 库存 7	尺寸(mm) L	ℓ1	ℓ2
3.0	6	SDP 0300U□HAK	●	62	19	36	●	66	26	36	●	70	30	36
3.1		SDP 0310U□HAK	●				●				●			
(1/8) 3.17		SDP 0317U□HAK	●				●				●			
3.2		SDP 0320U□HAK	●				●				●			
3.25		SDP 0325U□HAK	●				●							
3.3		SDP 0330U□HAK	●				●				●			
3.4		SDP 0340U□HAK	●				●				●	75	35.5	
3.5		SDP 0350U□HAK	●				●				●			
(9/64) 3.57		SDP 0357U□HAK	●				●				●			
3.6		SDP 0360U□HAK	●				●				●			
3.64		SDP 0364U□HAK	●				●							
3.66		SDP 0366U□HAK	●				●							
3.68		SDP 0368U□HAK					●							
3.7		SDP 0370U□HAK	●				●				●			
3.8		SDP 0380U□HAK	●		23		●	74	35		●		37.5	
3.9		SDP 0390U□HAK	●				●				●			
(5/32) 3.97		SDP 0397U□HAK	●				●				●			
4.0		SDP 0400U□HAK	●				●				●			
4.1		SDP 0410U□HAK	●				●				●			
4.2		SDP 0420U□HAK	●				●				●			
4.3		SDP 0430U□HAK	●				●				●	85	46	
(11/64) 4.37		SDP 0437U□HAK	●				●				●			
4.4		SDP 0440U□HAK	●				●				●			
4.5		SDP 0450U□HAK	●				●				●			
4.58		SDP 0458U□HAK	●				●							
4.6		SDP 0460U□HAK	●				●				●			
4.62		SDP 0462U□HAK	●				●							
4.7		SDP 0470U□HAK	●				●				●			
(3/16) 4.76		SDP 0476U□HAK	●	66	27		●	82	43		●	90	51	
4.8		SDP 0480U□HAK	●				●				●			
4.9		SDP 0490U□HAK	●				●				●			
5.0		SDP 0500U□HAK	●				●				●			
5.1		SDP 0510U□HAK	●				●				●			
(13/64) 5.16		SDP 0516U□HAK	●				●				●			
5.2		SDP 0520U□HAK	●				●				●			
5.3		SDP 0530U□HAK	●				●				●			
5.4		SDP 0540U□HAK	●				●				●	97	58	
5.47		SDP 0547U□HAK	●				●							
5.5		SDP 0550U□HAK	●				●				●			
5.52		SDP 0552U□HAK	●				●							
(7/32) 5.56		SDP 0556U□HAK	●				●				●			
5.6		SDP 0560U□HAK	●				●				●			
5.7		SDP 0570U□HAK	●				●				●			
5.8		SDP 0580U□HAK	●				●				●			
5.9		SDP 0590U□HAK	●				●				●			
(15/64) 5.95		SDP 0595U□HAK	●				●				●			
6.0		SDP 0600U□HAK	●				●				●			

材质 PCX70

■刃径ø6.1～ø9.2

刃径øDc (inch)mm	柄径øDs mm	型号 3、5、7	DIN6537K 3D用 库存 3	尺寸(mm) L	ℓ1	ℓ2	DIN6537L 5D用 库存 5	尺寸(mm) L	ℓ1	ℓ2	7D用 库存 7	尺寸(mm) L	ℓ1	ℓ2
6.1	8	SDP 0610U□HAK	●	79	33	36	●	91	52	36	●	106	67	36
6.2		SDP 0620U□HAK	●				●				●			
6.3		SDP 0630U□HAK	●				●				●			
(1/4) 6.35		SDP 0635U□HAK	●				●				●			
6.4		SDP 0640U□HAK	●				●				●			
6.5		SDP 0650U□HAK	●				●				●			
6.6		SDP 0660U□HAK	●				●				●			
6.7		SDP 0670U□HAK	●				●				●			
(17/64) 6.75		SDP 0675U□HAK	●				●				●			
6.8		SDP 0680U□HAK	●				●				●			
6.9		SDP 0690U□HAK	●				●				●	116	77	
7.0		SDP 0700U□HAK	●				●				●			
7.1		SDP 0710U□HAK	●		39		●				●			
7.12		SDP 0712U□HAK	●											
(9/32) 7.14		SDP 0714U□HAK	●				●				●			
7.2		SDP 0720U□HAK	●				●				●			
7.3		SDP 0730U□HAK	●				●				●			
7.33		SDP 0733U□HAK	●				●							
7.35		SDP 0735U□HAK	●				●							
7.37		SDP 0737U□HAK	●				●							
7.4		SDP 0740U□HAK	●				●				●			
7.47		SDP 0747U□HAK	●				●							
7.5		SDP 0750U□HAK	●				●				●			
7.52		SDP 0752U□HAK	●				●							
(19/64) 7.54		SDP 0754U□HAK	●				●				●			
7.6		SDP 0760U□HAK	●				●				●			
7.7		SDP 0770U□HAK	●				●				●			
7.8		SDP 0780U□HAK	●				●				●			
7.9		SDP 0790U□HAK	●				●				●			
(5/16) 7.94		SDP 0794U□HAK	●				●				●			
8.0		SDP 0800U□HAK	●				●				●			
8.1	10	SDP 0810U□HAK	●	89	45	40	●	103	59	40	●	131	87	40
8.2		SDP 0820U□HAK	●				●				●			
8.3		SDP 0830U□HAK	●				●				●			
(21/64) 8.33		SDP 0833U□HAK	●				●				●			
8.4		SDP 0840U□HAK	●				●				●			
8.5		SDP 0850U□HAK	●				●				●			
8.6		SDP 0860U□HAK	●				●				●			
8.7		SDP 0870U□HAK	●				●				●			
(11/32) 8.73		SDP 0873U□HAK	●				●				●			
8.8		SDP 0880U□HAK	●				●				●			
8.9		SDP 0890U□HAK	●				●				●			
9.0		SDP 0900U□HAK	●				●				●			
9.1		SDP 0910U□HAK	●				●				●	139	95	
(23/64) 9.13		SDP 0913U□HAK	●				●				●			
9.18		SDP 0918U□HAK	●				●							
9.2		SDP 0920U□HAK	●				●				●			

订货方法：型号表示中□请填入3或5或7。(例：SDP0500U3HAK→ø5.0内冷3D用)

SumiDrill SDP-U 型(内冷式)

■ 内冷式 推荐切削条件

(vc:切削速度m/min f:进给mm/rev)

刃径 øDc(mm)		低碳钢 SS400 (～200HB)	一般钢 S45C (200～300HB)	合金钢 SCM440H (250～300HB)	高硬度钢 SKD61 (～45HRC)	灰口铸铁 FC250 (～300HB)	球墨铸铁 FCD450 (～300HB)	钛合金 6Al-4V-Ti (～350HB)	镍基耐热合金 inco718 (～170HB)
～ø5.0	Vc	50-80-120	50-80-120	40-60-80	30-40-50	50-70-90	40-60-80	10-20-30	10-20-30
	f	0.15-0.20-0.25	0.15-0.20-0.25	0.10-0.15-0.20	0.08-0.12-0.15	0.15-0.20-0.30	0.15-0.20-0.25	0.08-0.09-0.10	0.05-0.06-0.08
～ø10.0	Vc	70-110-150	70-110-150	60-80-100	30-40-50	60-80-100	50-70-90	25-32-40	15-22-30
	f	0.20-0.28-0.35	0.20-0.28-0.35	0.20-0.25-0.30	0.10-0.15-0.20	0.20-0.28-0.35	0.20-0.28-0.35	0.08-0.10-0.12	0.08-0.09-0.10
～ø20.0	Vc	80-120-160	80-120-160	60-90-120	30-40-50	70-100-120	60-80-100	25-32-40	20-28-35
	f	0.25-0.30-0.35	0.25-0.30-0.35	0.20-0.25-0.30	0.12-0.20-0.25	0.25-0.30-0.35	0.25-0.30-0.35	0.10-0.12-0.15	0.08-0.09-0.10

*推荐切削条件：由于受到机械刚性、工件夹紧等影响，请根据实际使用环境进行调节

■刃径ø9.24～ø12.0

刃径øDc (inch)mm	柄径øDs mm	型号 3、5、7	DIN6537K 3D用 库存 3	DIN6537K 3D用 尺寸(mm) L	ℓ1	ℓ2	DIN6537L 5D用 库存 5	DIN6537L 5D用 尺寸(mm) L	ℓ1	ℓ2	7D用 库存 7	7D用 尺寸(mm) L	ℓ1	ℓ2
9.24	10	SDP 0924U□HAK	●	89	45	40	●	103	59	40		139	95	40
9.3		SDP 0930U□HAK	●				●				●			
9.33		SDP 0933U□HAK	●				●							
9.35		SDP 0935U□HAK	●				●							
9.37		SDP 0937U□HAK	●				●							
9.4		SDP 0940U□HAK	●				●				●			
9.48		SDP 0948U□HAK	●				●							
9.5		SDP 0950U□HAK	●				●				●			
(3/8) 9.52		SDP 0952U□HAK	●				●				●			
9.6		SDP 0960U□HAK	●				●				●			
9.7		SDP 0970U□HAK	●				●				●			
9.8		SDP 0980U□HAK	●				●				●			
9.9		SDP 0990U□HAK	●				●				●			
(25/64) 9.92		SDP 0992U□HAK	●				●				●			
10.0		SDP 1000U□HAK	●				●				●			
10.1	12	SDP 1010U□HAK	●	102	53	45	●	118	69	45	●	155	106	45
10.2		SDP 1020U□HAK	●				●				●			
10.3		SDP 1030U□HAK	●				●				●			
(13/32) 10.32		SDP 1032U□HAK	●				●				●			
10.4		SDP 1040U□HAK	●				●				●			
10.5		SDP 1050U□HAK	●				●				●			
10.6		SDP 1060U□HAK	●				●				●			
10.7		SDP 1070U□HAK	●				●				●			
10.8		SDP 1080U□HAK	●				●				●			
10.9		SDP 1090U□HAK	●				●				●			
11.0		SDP 1100U□HAK	●				●				●			
11.09		SDP 1109U□HAK	●				●					163	114	
11.1		SDP 1110U□HAK	●				●				●			
(7/16) 11.11		SDP 1111U□HAK	●				●				●			
11.18		SDP 1118U□HAK	●				●							
11.2		SDP 1120U□HAK	●				●				●			
11.22		SDP 1122U□HAK	●				●							
11.3		SDP 1130U□HAK	●				●				●			
11.32		SDP 1132U□HAK	●				●							
11.34		SDP 1134U□HAK	●				●							
11.36		SDP 1136U□HAK	●				●							
11.4		SDP 1140U□HAK	●				●				●			
11.48		SDP 1148U□HAK	●				●							
11.5		SDP 1150U□HAK	●				●				●			
11.6		SDP 1160U□HAK	●				●				●			
11.7		SDP 1170U□HAK	●				●				●			
11.8		SDP 1180U□HAK	●				●				●			
11.9		SDP 1190U□HAK	●				●				●			
(15/32) 11.91		SDP 1191U□HAK	●				●				●			
12.0		SDP 1200U□HAK	●				●				●			

材质 PCX70

■刃径ø12.1～ø16.0

刃径øDc (inch)mm	柄径øDs mm	型号 3、5、7	DIN6537K 3D用 库存 3	DIN6537K 3D用 尺寸(mm) L	ℓ1	ℓ2	DIN6537L 5D用 库存 5	DIN6537L 5D用 尺寸(mm) L	ℓ1	ℓ2	7D用 库存 7	7D用 尺寸(mm) L	ℓ1	ℓ2
12.1	14	SDP 1210U□HAK	●	107	58	45	●	124	75	45		182	133	45
12.2		SDP 1220U□HAK	●				●				●			
12.3		SDP 1230U□HAK	●				●				●			
12.4		SDP 1240U□HAK	●				●							
12.5		SDP 1250U□HAK	●				●				●			
12.6		SDP 1260U□HAK	●				●							
(1/2) 12.7		SDP 1270U□HAK	●				●				●			
12.8		SDP 1280U□HAK	●				●							
12.9		SDP 1290U□HAK	●				●							
13.0		SDP 1300U□HAK	●				●				●			
13.1		SDP 1310U□HAK	●				●							
13.2		SDP 1320U□HAK	●				●							
13.21		SDP 1321U□HAK	●				●							
13.24		SDP 1324U□HAK	●				●							
13.3		SDP 1330U□HAK	●				●							
13.4		SDP 1340U□HAK	●				●							
13.5		SDP 1350U□HAK	●				●				●			
13.6		SDP 1360U□HAK	●				●							
13.7		SDP 1370U□HAK	●				●				●			
13.8		SDP 1380U□HAK	●				●							
13.9		SDP 1390U□HAK	●				●							
14.0		SDP 1400U□HAK	●				●				●			
14.1	16	SDP 1410U□HAK	●	115	62	48	●	133	80	48	●	204	151	48
14.2		SDP 1420U□HAK	●				●				●			
(9/16) 14.29		SDP 1429U□HAK	●				●				●			
14.3		SDP 1430U□HAK	●				●							
14.4		SDP 1440U□HAK	●				●							
14.5		SDP 1450U□HAK	●				●				●			
14.6		SDP 1460U□HAK	●				●							
14.7		SDP 1470U□HAK	●				●				●			
14.8		SDP 1480U□HAK	●				●				●			
14.9		SDP 1490U□HAK	●				●							
15.0		SDP 1500U□HAK	●				●				●			
15.1		SDP 1510U□HAK	●				●							
15.2		SDP 1520U□HAK	●				●				●			
15.24		SDP 1524U□HAK	●				●							
15.3		SDP 1530U□HAK	●				●							
15.4		SDP 1540U□HAK	●				●							
15.5		SDP 1550U□HAK	●				●				●			
15.6		SDP 1560U□HAK	●				●							
15.7		SDP 1570U□HAK	●				●				●			
15.8		SDP 1580U□HAK	●				●				●			
15.9		SDP 1590U□HAK	●				●							
16.0		SDP 1600U□HAK	●				●				●			

订货方法：型号表示中□请填入3或5或7。(例：SDP0500U3HAK→ø5.0内冷3D用)

SumiDrill SDP-U型

■ 使用事例

被削材：轮毂(S45C)HB270～300
孔精度：ø14$^{+0.04}$×9mm通孔(4孔/件)
现状钻头：国产钻头
SDP钻头：SDP1400U3HA（外冷）
现状切削条件：vc=22m/min、f=0.14mm/rev(F=70mm/min)
(因孔精度恶化，无法提升切削速度)
SDP切削条件：vc=60m/min、f=0.14mm/rev(F=190mm/min)

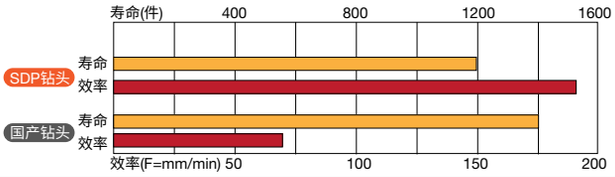

被削材：发动机护板(软钢)
孔尺寸：ø6.8×10mm通孔(23孔/件)
现状钻头：国产钻头
SDP钻头：SDP0680U3HA（外冷）
现状切削条件：vc=60m/min、f=0.15mm/rev (F=421mm/min)
SDP切削条件：vc=80m/min、f=0.25mm/rev (F=936mm/min)

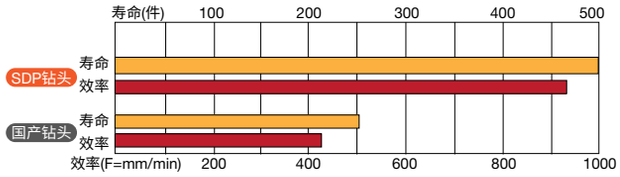

被削材：发电机部件(锻造不锈钢)
孔尺寸：ø9.7×8mm通孔
现状钻头：B公司产品
SDP钻头：SDP0970U3HAK（内冷）
切削条件：vc=91m/min、f=0.12mm/rev

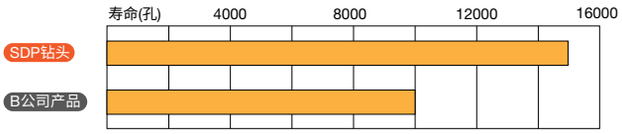

被削材：后轴(40Cr)
孔尺寸：ø5.1×10mm通孔
现状钻头：C公司产品
SDP钻头：SDP0510U3HA（外冷）
切削条件：vc=37m/min、f=0.2mm/rev

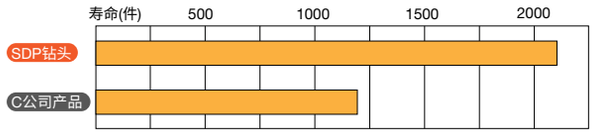

被削材：通用轨道(SCM440H)
孔尺寸：ø9.6×10mm通孔
现状钻头：B公司产品
现状寿命：1600孔

SDP钻头：SDP0960U3HAK(内冷)
切削条件：vc=72m/min
f=0.16mm/rev

SDP型 2350孔(可继续使用)

B公司产品 1600孔



被削材：(SUJ2)HB223以下
孔尺寸：ø12.2×34mm通孔
现状钻头：B公司产品
现状寿命：2800孔

SDP钻头：SDP1220U3HAK（内冷）
切削条件：vc=92m/min、
f=0.1mm/rev

SDP型 5600孔



■ 硬质合金钻头的再研磨

承接硬质合金钻头的再研磨再涂层业务(包括其他公司的产品)

接单方：请向我司认定的经销代理公司询价，采购下单。

MEMO

钻头专用涂层

追求通用性的材质

ACT100
ACT70

MULTIDRILL
NeXEO
- Next for Everyone -

NX涂层

NX 涂层

■ 概要

●运用本公司独有的纳米涂层技术，可在众多被削材和加工条件下实现稳定寿命!

●膜构造

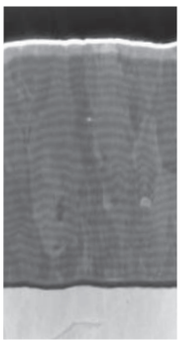

TiAlCrSi类超多层涂层
硬度HV：46GPa
氧化开始温度：1,100°C

高粘接层

■ 特长

●采用Absotech®技术的高品质、高硬度、高强度膜，实现了优异的耐磨损性、耐热性!

●不易发生肩部缺损　●高品质边缘实现了肩部的稳定寿命

MULTIDRILL NeXEO MDE型



无崩口的高品质刀尖

其他公司产品A



边缘的涂层有崩口

DEX涂层

DEX 涂层

■ 概要

采用基于本公司专属的纳米涂层技术的钻头专用涂层，实现了长寿命。

■ 特长

●膜构造

2个种类超多层膜交叠积层的复合超多层膜涂层



断面SEM照片

●添加了硅和铬，大幅提高了耐磨损性、耐热性、耐熔着性

●采用复合超多层构造，提高了耐崩刃性

■ DEX涂层使用实例

DEX涂层 多用途钻头GS型 (100孔加工后)	
其他公司产品A (70m加工后)	

使用刀具：MDW 0800GS4
被 削 材：S50C(200HB)
切削条件：vc=70m/min, f=0.25mm/rev, H=32mm　外冷式(水溶性)

钻头专用涂层

极光涂层X　DLX1700

■ 概要

本公司独特的新涂层技术将平滑性提高至最大，通过提高低摩擦系数、高硬度的DLC(Diamond Like Carbon)薄膜“极光涂层X”的耐磨损性、耐熔着性，在铝合金、非铁金属钻孔加工中实现稳定长寿命。

■ 特长

●超平滑的DLC薄膜
大幅改善在铝合金、非铁金属的钻孔加工中的耐熔着性
大幅降低切削阻力，有助于实现稳定长寿命

● 涂层表面性状



(SEM照片)

● 切削阻力

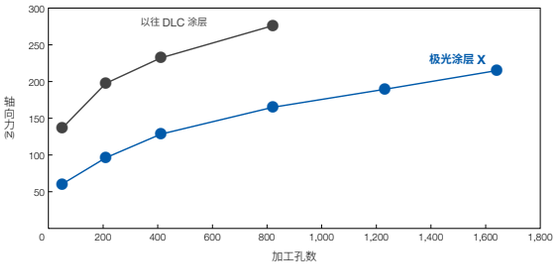

被 削 材：ADC12　设备：立式M/C BT30　使用刀具：MDA0600S06H05(ø6mm×5D)
切削条件：vc=180m/min　f=0.2mm/rev 内冷式(水溶性)

极光涂层　DL1300 DL1500

■ 概要

运用DLC薄膜的低摩擦系数和高硬度特性的“极光涂层”，在铝合金、非铁金属的钻孔加工中具有优良的耐熔着性，与专用形状组合实现稳定寿命。

■ 特长

●平滑、低摩擦系数的DLC薄膜
在铝合金、非铁金属的钻孔加工中不易熔着在刀尖上，切削阻力也大幅降低

●也可用于严酷切削环境的高密着力
采用本公司独特的涂层技术提高了密着力，全世界首次用于切削刀具

■ 极光涂层使用实例

极光涂层 超级多用途钻头 NHGS型 (100孔加工后)	 无熔着的光洁刀尖
其他公司产品B (20孔加工后)	 严重熔着的状态

使用刀具：MDW 0800NHGS5
被削材：ADC12
切削条件：vc=200m/min, f=1.0mm/rev, H=32mm　内冷式

住友金刚石涂层

■ 概要

运用本公司独特的结晶体金刚石涂层技术，与无涂层的硬质合金产品相比，其耐磨损性提高了10倍以上。
采用金刚石涂层专用合金和独有的涂层预处理技术，具有优异的金刚石膜粘接贴合性。

■ 特长

●在CFRP(碳纤维复合材料)切削所要求的平滑表面下，实现了兼顾高强度及高耐磨损性的微粒金刚石膜



■ 住友金刚石涂层使用实例

住友金刚石涂层	其他公司金刚石涂层
加工数600孔 可持续加工	加工数50孔 产生膜剥离及毛刺

使用刀具：住友金刚石涂层钻头 ø6.35mm
被 削 材：CFRP
切削条件：vc=130m/min, f=0.075mm/rev, H=15mm　通孔 Dry

NeXEO MDE型

■ 概要

●追求通用性的新型钻头。采用材质ACT100

●适用于从高碳钢、模具钢至不锈钢的各种加工，使用小型加工中心、小型车床也可稳定加工

●采用Absotech®技术的NX涂层，实现了优异的耐磨损性、耐热性。

●低阻力分断切屑

■ 特长、用途

●通过RX横刃修薄减小了轴向力，也最适于小型加工中心、小型车床

●轮毂加工用刀具采用大倾斜横刃修薄，进一步实现低阻力、抑制磨损。适用于浅孔加工

*仅限L/D=2尺寸

RX横刃修薄＋圆弧刃型　　大倾斜横刃修薄



外冷式　　内冷式　　轮毂加工用

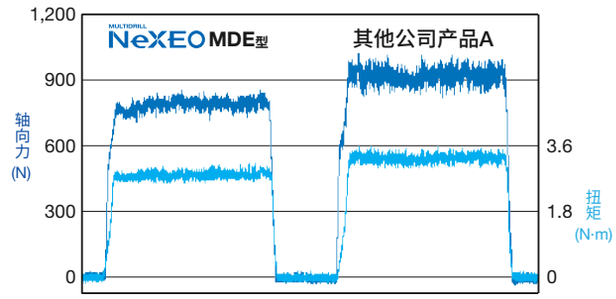

被 削 材：S50C
刃　　径：ø8mm
孔　　深：5D
切削条件：vc=80m/min, f=0.15mm/rev, H=38mm(通孔)
内冷式(水溶性)

●适用于众多被削材及加工条件的通用钻头

追求通用性的材质

ACT100

●微粒类硬质合金母材
兼具耐磨损性和耐折损性!

●NX涂层
采用Absotech®技术的高品质、高硬度、高强度膜，实现了优异的耐磨损性、耐热性!



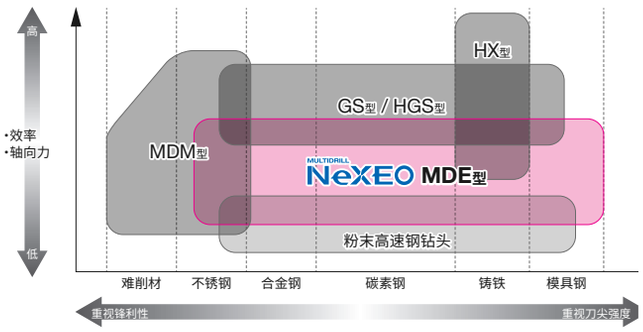

●高品质边缘实现了肩部的稳定寿命



无崩口的高品质刀尖　　边缘的涂层有崩口

●强圆弧刃型，切屑处理良好



细小断屑　　长切屑

被 削 材：S50C
刃　　径：ø9mm
孔　　深：5D
切削条件：vc=80m/min, f=0.15mm/rev
内冷式(水溶性)

NeXEO MDE型

●实现了优良的孔精度和孔品相。

内冷式：双刃带

外冷式：单刃带

●采用特殊双刃带，孔精度良好(内冷式)

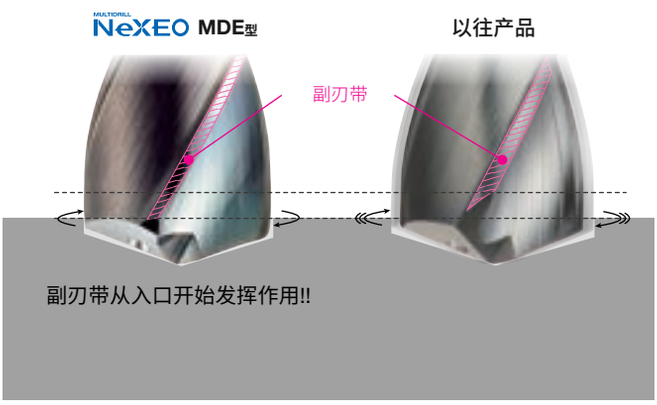

●孔精度比较(模具钢加工)

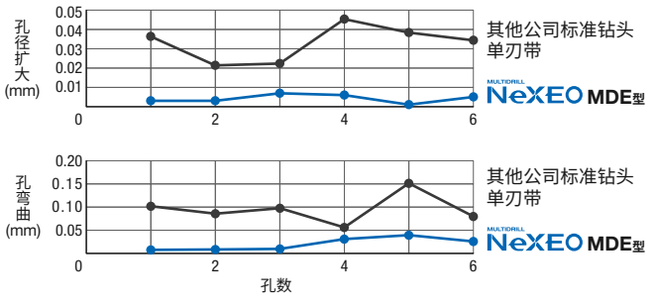

被 削 材：DH31S(49HRC)
使用刀具：MDE 0800S08H05(ø8mm×5D) 带孔
切削条件：vc=17m/min, f=0.07mm/rev
内冷式(水溶性)

●与粉末高速钢钻头相比，孔精度良好(模具钢加工)

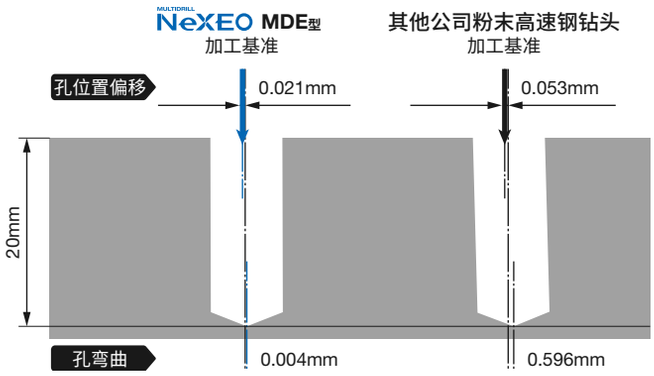

孔位置精度良好
孔弯曲也小

被 削 材：NAK55
使用刀具：MDE 0680S07E04(ø6.8mm×4D)
切削条件：vc=50m/min, f=0.1mm/rev, H=20mm
外冷式(水溶性)

●孔壁面比较

NeXEO MDE型

有光泽，良好

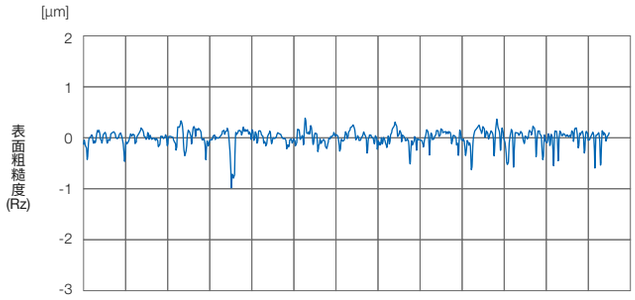

其他公司粉末高速钢钻头

剥裂导致白浊

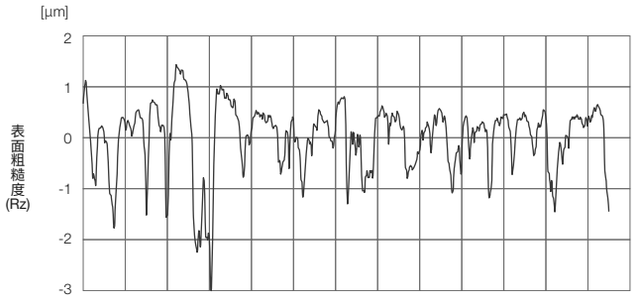

NeXEO MDE型

■ 使用实例

高碳钢

采用材质ACT100，实现了高耐磨损性和耐肩崩损性

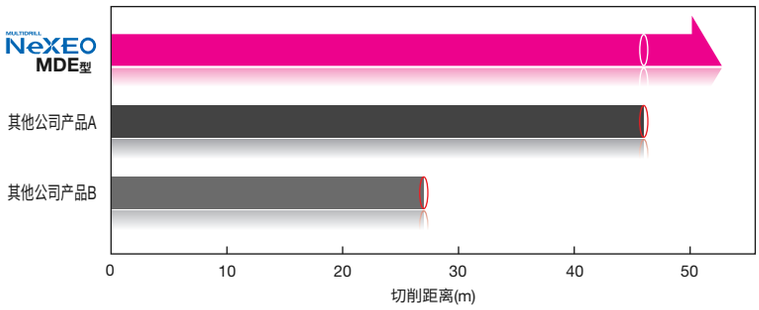

46m加工后　46m加工后　27m加工后

被 削 材：S50C　设备：立式M/C BT30　使用刀具：MDE 0800S08H05(ø8mm×5D) 带孔
切削条件：vc=80m/min, f=0.15mm/rev, H=38mm(通孔)　内冷式(水溶性)

低碳钢

低碳钢，切屑处理良好

NeXEO MDE型

细小断屑

以往产品A

长切屑

被 削 材：SM材[机床框架零件]　设备：门型大型M/C　使用刀具：MDE 1150S12H05(ø11.5mm×5D) 带孔
切削条件：vc=100m/min, f=0.25mm/rev　内冷式(水溶性)　切削距离：约20m/30分钟

高硬度合金钢

采用材质ACT100和新刃型，耐粘合崩损性强

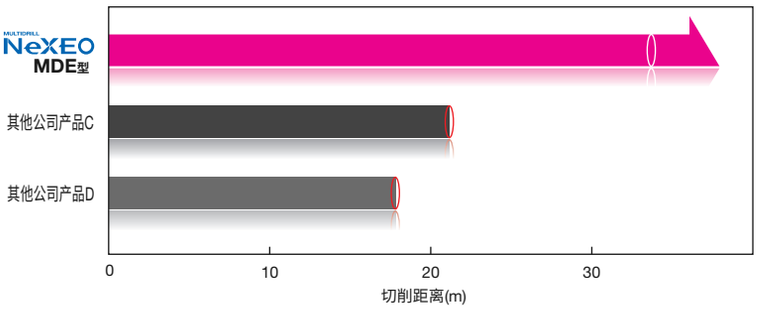



34m加工后
熔着少　21m加工后　18m加工后

被 削 材：SCM440H(30HRC)　设备：立式M/C BT30　使用刀具：MDE 0800S08H05(ø8mm×5D) 带孔
切削条件：vc=80m/min, f=0.15mm/rev, H=40mm(通孔)　内冷式(水溶性)

不锈钢

使用车床稳定加工不锈钢

NeXEO MDE型



以往产品B

被 削 材：SUS310　设备：NC车床(被削材旋转)　使用刀具：MDE 0350S04H05(ø3.5mm×5D) 带孔
切削条件：vc=40m/min, f=0.05mm/rev, H=14mm　内冷式(非水溶性)　加工数：5,000个

NeXEO MDE型

球墨铸铁

采用NX涂层，可减少刃带损伤、前刀面磨损

NeXEO MDE型

其他公司产品E



被 削 材：FCD450　设备：HSK63 M/C　使用刀具：MDE 079S08H05(ø7.9mm×5D) 带孔
切削条件：vc=70m/min, f=0.1mm/rev, H=40mm(通孔)　内冷式(水溶性)　切削距离：64m

替换粉末高速钢钻头

寿命长，约为粉末高速钢钻头的10倍

NeXEO MDE型　加工数：12,000孔

其他公司产品F 粉末高速钢钻头　加工数：1,200孔

被 削 材：S15C［汽车零件］　设备：小型M/C BT30
使用刀具：MDE 0680S07E04(ø6.8mm×4D)
切削条件：vc=60m/min, f=0.15mm/rev　外冷式(非水溶性)

使用刀具：其他公司产品F 粉末高速钢钻头(ø6.8mm×4D)
切削条件：vc=40m/min, f=0.15mm/rev　外冷式(非水溶性)

不锈钢 小型车床

低阻力，切屑处理良好，稳定长寿命

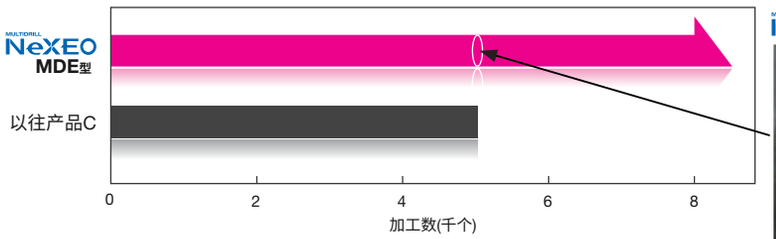

NeXEO MDE型



被 削 材：SUS316L(95～100HRB)［旋塞零件］　设备：CNC数控车床(被削材旋转)　使用刀具：MDE 0680S07E2(ø6.8mm×2D)
切削条件：vc=50m/min, f=0.09mm/rev　外冷式(非水溶性)

高碳钢 小型加工中心

在高碳钢的低速进给加工中也可实现稳定的长寿命

NeXEO MDE型



其他公司产品G

被 削 材：S48C　设备：小型M/C BT30　使用刀具：MDE 0830S07E4(ø8.3mm×4D)
切削条件：vc=30m/min, f=0.08mm/rev　外冷式(水溶性)　加工数：150个

NeXEO MDE型

●刃径 扩充了ø1.0mm～2.9mm的小径尺寸!!

■ 使用实例

低碳钢

NeXEO MDE型

900孔加工后

其他公司产品H



900孔加工后

被 削 材：SCM415　设备：立式M/C BT30　使用刀具：MDE 0100S03H05(ø1.0mm×5D)带孔
切削条件：vc=40m/min, f=0.04mm/rev, H=5mm(通孔)　内冷式(水溶性)

不锈钢

NeXEO MDE型



3,840孔加工后

以往产品D





3,840孔加工后

被 削 材：SUS304, 设备：立式M/C BT30　使用刀具：MDE 0200S03H05(ø2.0mm×5D)带孔
切削条件：vc=40m/min, f=0.04mm/rev, H=10mm(通孔)　内冷式(水溶性)

轮毂内轴螺栓压入孔

NeXEO MDE型



2,500个(5孔/个)加工后

以往产品E

1,000个(5孔/个)加工后

被 削 材：相当于S55C　设备：立式M/C　使用刀具：MDE 1397S14E02H(ø13.97mm×2D)
切削条件：vc=75m/min, f=0.2mm/rev, H=15mm(通孔)　外冷式(水溶性)

NeXEO MDE-E型(外冷式)

碳素钢,合金钢~0.28% | 碳素钢,合金钢0.29%~ | 调质钢 | 高硬度钢~45 HRC | 不锈钢 | 钛合金 | 耐热钢 | 铸铁 | 球墨铸铁

NX 涂层 | 2D | 4D

※h6、h8公差参照N36

Fig 1 (单刃带)

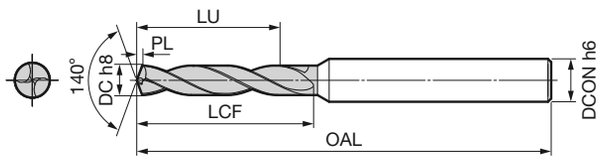

Fig 2(单刃带)

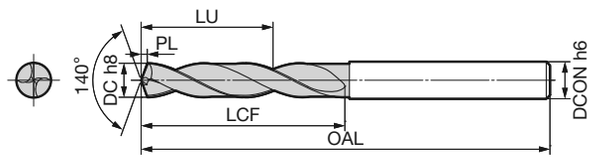

刀体　刃径ø1.0～3.0mm

尺寸(mm)

刃径 DC	孔深 (L/D)	库存	型　号	有效长度 LU	沟槽长度 LCF	全长 OAL	前端 PL	柄径 DCON	Fig
1.0	2	●	MDE 0100S03E02	5.7	7.2	45.2	0.2	3.0	1
	4	●	0100S03E04	7.7	9.2	49.2	0.2	3.0	1
1.1	2	●	MDE 0110S03E02	5.6	7.2	45.2	0.2	3.0	1
	4	●	0110S03E04	7.6	9.2	49.2	0.2	3.0	1
1.2	2	●	MDE 0120S03E02	6.4	8.2	45.2	0.2	3.0	1
	4	●	0120S03E04	8.4	10.2	49.2	0.2	3.0	1
1.3	2	●	MDE 0130S03E02	6.3	8.2	45.2	0.2	3.0	1
	4	●	0130S03E04	9.3	11.2	49.2	0.2	3.0	1
1.4	2	●	MDE 0140S03E02	7.2	9.3	45.3	0.3	3.0	1
	4	●	0140S03E04	9.2	11.3	49.3	0.3	3.0	1
1.5	2	●	MDE 0150S03E02	7.1	9.3	45.3	0.3	3.0	1
	4	●	0150S03E04	10.1	12.3	49.3	0.3	3.0	1
1.6	2	●	MDE 0160S03E02	7.9	10.3	45.3	0.3	3.0	1
	4	●	0160S03E04	10.9	13.3	49.3	0.3	3.0	1
1.7	2	●	MDE 0170S03E02	7.8	10.3	45.3	0.3	3.0	1
	4	●	0170S03E04	10.8	13.3	49.3	0.3	3.0	1
1.8	2	●	MDE 0180S03E02	8.6	11.3	45.3	0.3	3.0	1
	4	●	0180S03E04	11.6	14.3	49.3	0.3	3.0	1
1.9	2	●	MDE 0190S03E02	8.5	11.3	45.3	0.3	3.0	1
	4	●	0190S03E04	12.5	15.3	49.3	0.3	3.0	1
2.0	2	●	MDE 0200S03E02	9.4	12.4	45.4	0.4	3.0	1
	4	●	0200S03E04	13.4	16.4	49.4	0.4	3.0	1
2.1	2	●	MDE 0210S03E02	9.3	12.4	45.4	0.4	3.0	1
	4	●	0210S03E04	13.3	16.4	49.4	0.4	3.0	1
2.2	2	●	MDE 0220S03E02	10.1	13.4	45.4	0.4	3.0	1
	4	●	0220S03E04	14.1	17.4	49.4	0.4	3.0	1
2.3	2	●	MDE 0230S03E02	10.0	13.4	45.4	0.4	3.0	1
	4	●	0230S03E04	14.0	17.4	49.4	0.4	3.0	1
2.4	2	●	MDE 0240S03E02	10.8	14.4	45.4	0.4	3.0	2
	4	●	0240S03E04	14.8	18.4	49.4	0.4	3.0	2
2.5	2	●	MDE 0250S03E02	10.8	14.5	45.5	0.5	3.0	2
	4	●	0250S03E04	14.8	18.5	49.5	0.5	3.0	2
2.6	2	●	MDE 0260S03E02	11.6	15.5	45.5	0.5	3.0	2
	4	●	0260S03E04	15.6	19.5	49.5	0.5	3.0	2
2.7	2	●	MDE 0270S03E02	11.5	15.5	45.5	0.5	3.0	2
	4	●	0270S03E04	15.5	19.5	49.5	0.5	3.0	2
2.76	2	●	MDE 0276S03E02	11.3	15.5	45.5	0.5	3.0	2
2.78	2	●	0278S03E02	11.3	15.5	45.5	0.5	3.0	2
2.8	2	●	MDE 0280S03E02	11.3	15.5	45.5	0.5	3.0	2
	4	●	0280S03E04	15.3	19.5	49.5	0.5	3.0	2
2.9	2	●	MDE 0290S03E02	11.2	15.5	45.5	0.5	3.0	2
	4	●	0290S03E04	15.2	19.5	49.5	0.5	3.0	2
3.0	2	●	MDE 0300S03E02	9.0	13.5	45.5	0.5	3.0	2
	4	●	0300S03E04	15.0	19.5	49.5	0.5	3.0	2

材质 ACT100

刀体　刃径ø3.1～5.0mm

尺寸(mm)

刃径 DC	孔深 (L/D)	库存	型　号	有效长度 LU	沟槽长度 LCF	全长 OAL	前端 PL	柄径 DCON	Fig
3.1	2	●	MDE 0310S04E02	15.0	19.6	54.6	0.6	4.0	2
	4	●	0310S04E04	20.0	24.6	60.6	0.6	4.0	2
3.2	2	●	MDE 0320S04E02	14.8	19.6	54.6	0.6	4.0	2
	4	●	0320S04E04	19.8	24.6	60.6	0.6	4.0	2
3.3	2	●	MDE 0330S04E02	14.7	19.6	54.6	0.6	4.0	2
	4	●	0330S04E04	19.7	24.6	60.6	0.6	4.0	2
3.4	2	●	MDE 0340S04E02	14.5	19.6	54.6	0.6	4.0	2
	4	●	0340S04E04	19.5	24.6	60.6	0.6	4.0	2
3.5	2	●	MDE 0350S04E02	14.4	19.6	54.6	0.6	4.0	2
	4	●	0350S04E04	19.4	24.6	60.6	0.6	4.0	2
3.6	2	●	MDE 0360S04E02	16.3	21.7	54.7	0.7	4.0	2
	4	●	0360S04E04	22.3	27.7	60.7	0.7	4.0	2
3.66	2	●	MDE 0366S04E02	16.2	21.7	54.7	0.7	4.0	2
3.68	2	●	0368S04E02	16.2	21.7	54.7	0.7	4.0	2
3.7	2	●	MDE 0370S04E02	16.2	21.7	54.7	0.7	4.0	2
	4	●	0370S04E04	22.2	27.7	60.7	0.7	4.0	2
3.8	2	●	MDE 0380S04E02	16.0	21.7	54.7	0.7	4.0	2
	4	●	0380S04E04	22.0	27.7	60.7	0.7	4.0	2
3.9	2	●	MDE 0390S04E02	15.9	21.7	54.7	0.7	4.0	2
	4	●	0390S04E04	21.9	27.7	60.7	0.7	4.0	2
4.0	2	●	MDE 0400S04E02	15.7	21.7	54.7	0.7	4.0	2
	4	●	0400S04E04	21.7	27.7	60.7	0.7	4.0	2
4.1	2	●	MDE 0410S05E02	17.6	23.7	61.7	0.7	5.0	2
	4	●	0410S05E04	25.6	31.7	76.7	0.7	5.0	2
4.2	2	●	MDE 0420S05E02	17.5	23.8	61.8	0.8	5.0	2
	4	●	0420S05E04	25.5	31.8	76.8	0.8	5.0	2
4.3	2	●	MDE 0430S05E02	17.4	23.8	61.8	0.8	5.0	2
	4	●	0430S05E04	25.4	31.8	76.8	0.8	5.0	2
4.4	2	●	MDE 0440S05E02	17.2	23.8	61.8	0.8	5.0	2
	4	●	0440S05E04	25.2	31.8	76.8	0.8	5.0	2
4.5	2	●	MDE 0450S05E02	17.1	23.8	61.8	0.8	5.0	2
	4	●	0450S05E04	25.1	31.8	76.8	0.8	5.0	2
4.6	2	●	MDE 0460S05E02	18.9	25.8	61.8	0.8	5.0	2
	4	●	0460S05E04	31.9	38.8	76.8	0.8	5.0	2
4.62	2	●	MDE 0462S05E02	18.9	25.8	61.8	0.8	5.0	2
4.64	2	●	0464S05E02	18.9	25.8	61.8	0.8	5.0	2
4.7	2	●	MDE 0470S05E02	18.9	25.9	61.9	0.9	5.0	2
	4	●	0470S05E04	31.9	38.9	76.9	0.9	5.0	2
4.8	2	●	MDE 0480S05E02	18.7	25.9	61.9	0.9	5.0	2
	4	●	0480S05E04	31.7	38.9	76.9	0.9	5.0	2
4.9	2	●	MDE 0490S05E02	18.6	25.9	61.9	0.9	5.0	2
	4	●	0490S05E04	31.6	38.9	76.9	0.9	5.0	2
5.0	2	●	MDE 0500S05E02	18.4	25.9	61.9	0.9	5.0	2
	4	●	0500S05E04	31.4	38.9	76.9	0.9	5.0	2

材质 ACT100

NeXEO MDE-E型(外冷式)

碳素钢,合金钢~0.28% | 碳素钢,合金钢0.29%~ | 调质钢 | 高硬度钢~45 HRC | 不锈钢 | 钛合金 | 耐热钢 | 铸铁 | 球墨铸铁

NX 涂层 | 2D | 4D

※h6、h8公差参照N36

Fig 2 (单刃带)

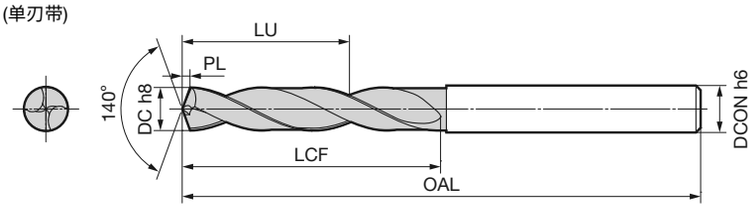

刀体　刃径ø5.1～7.1mm

尺寸(mm)

刃径 DC	孔深 (L/D)	库存	型　号	有效长度 LU	沟槽长度 LCF	全长 OAL	前端 PL	柄径 DCON	Fig
5.1	2	●	MDE 0510S06E02	18.3	25.9	65.9	0.9	6.0	2
	4	●	0510S06E04	32.3	39.9	81.9	0.9	6.0	2
5.2	2	●	MDE 0520S06E02	18.1	25.9	65.9	0.9	6.0	2
	4	●	0520S06E04	32.1	39.9	81.9	0.9	6.0	2
5.3	2	●	MDE 0530S06E02	18.1	26.0	66.0	1.0	6.0	2
	4	●	0530S06E04	32.1	40.0	82.0	1.0	6.0	2
5.4	2	●	MDE 0540S06E02	17.9	26.0	66.0	1.0	6.0	2
	4	●	0540S06E04	31.9	40.0	82.0	1.0	6.0	2
5.5	2	●	MDE 0550S06E02	17.8	26.0	66.0	1.0	6.0	2
	4	●	0550S06E04	31.8	40.0	82.0	1.0	6.0	2
5.52	2	●	MDE 0552S06E02	19.6	28.0	66.0	1.0	6.0	2
5.54	2	●	0554S06E02	19.6	28.0	66.0	1.0	6.0	2
5.6	2	●	MDE 0560S06E02	19.6	28.0	66.0	1.0	6.0	2
	4	●	0560S06E04	33.6	42.0	82.0	1.0	6.0	2
5.7	2	●	MDE 0570S06E02	19.5	28.0	66.0	1.0	6.0	2
	4	●	0570S06E04	33.5	42.0	82.0	1.0	6.0	2
5.8	2	●	MDE 0580S06E02	19.4	28.1	66.1	1.1	6.0	2
	4	●	0580S06E04	33.4	42.1	82.1	1.1	6.0	2
5.9	2	●	MDE 0590S06E02	19.3	28.1	66.1	1.1	6.0	2
	4	●	0590S06E04	33.3	42.1	82.1	1.1	6.0	2
6.0	2	●	MDE 0600S06E02	19.1	28.1	66.1	1.1	6.0	2
	4	●	0600S06E04	33.1	42.1	82.1	1.1	6.0	2
6.1	2	●	MDE 0610S07E02	23.0	32.1	74.1	1.1	7.0	2
	4	●	0610S07E04	34.0	43.1	84.1	1.1	7.0	2
6.2	2	●	MDE 0620S07E02	22.8	32.1	74.1	1.1	7.0	2
	4	●	0620S07E04	33.8	43.1	84.1	1.1	7.0	2
6.3	2	●	MDE 0630S07E02	22.7	32.1	74.1	1.1	7.0	2
	4	●	0630S07E04	33.7	43.1	84.1	1.1	7.0	2
6.4	2	●	MDE 0640S07E02	22.6	32.2	74.2	1.2	7.0	2
	4	●	0640S07E04	33.6	43.2	84.2	1.2	7.0	2
6.5	2	●	MDE 0650S07E02	22.5	32.2	74.2	1.2	7.0	2
	4	●	0650S07E04	33.5	43.2	84.2	1.2	7.0	2
6.6	2	●	MDE 0660S07E02	24.3	34.2	74.2	1.2	7.0	2
	4	●	0660S07E04	34.3	44.2	84.2	1.2	7.0	2
6.7	2	●	MDE 0670S07E02	24.2	34.2	74.2	1.2	7.0	2
	4	●	0670S07E04	34.2	44.2	84.2	1.2	7.0	2
6.8	2	●	MDE 0680S07E02	24.0	34.2	74.2	1.2	7.0	2
	4	●	0680S07E04	34.0	44.2	84.2	1.2	7.0	2
6.9	2	●	MDE 0690S07E02	24.0	34.3	74.3	1.3	7.0	2
	4	●	0690S07E04	34.0	44.3	84.3	1.3	7.0	2
7.0	2	●	MDE 0700S07E02	23.8	34.3	74.3	1.3	7.0	2
	4	●	0700S07E04	33.8	44.3	84.3	1.3	7.0	2
7.1	2	●	MDE 0710S08E02	23.7	34.3	79.3	1.3	8.0	2
	4	●	0710S08E04	35.7	46.3	91.3	1.3	8.0	2

材质 ACT100

刀体　刃径ø7.2～9.1mm

尺寸(mm)

刃径 DC	孔深 (L/D)	库存	型　号	有效长度 LU	沟槽长度 LCF	全长 OAL	前端 PL	柄径 DCON	Fig
7.2	2	●	MDE 0720S08E02	23.5	34.3	79.3	1.3	8.0	2
	4	●	0720S08E04	35.5	46.3	91.3	1.3	8.0	2
7.3	2	●	MDE 0730S08E02	23.4	34.3	79.3	1.3	8.0	2
	4	●	0730S08E04	35.4	46.3	91.3	1.3	8.0	2
7.36	2	●	MDE 0736S08E02	23.2	34.3	79.3	1.3	8.0	2
7.38	2	●	0738S08E02	23.2	34.3	79.3	1.3	8.0	2
7.4	2	●	MDE 0740S08E02	23.2	34.3	79.3	1.3	8.0	2
	4	●	0740S08E04	35.2	46.3	91.3	1.3	8.0	2
7.5	2	●	MDE 0750S08E02	23.2	34.4	79.4	1.4	8.0	2
	4	●	0750S08E04	35.2	46.4	91.4	1.4	8.0	2
7.52	2	●	MDE 0752S08E02	26.0	37.4	79.4	1.4	8.0	2
7.54	2	●	0754S08E02	26.0	37.4	79.4	1.4	8.0	2
7.6	2	●	MDE 0760S08E02	26.0	37.4	79.4	1.4	8.0	2
	4	●	0760S08E04	38.0	49.4	91.4	1.4	8.0	2
7.7	2	●	MDE 0770S08E02	25.9	37.4	79.4	1.4	8.0	2
	4	●	0770S08E04	37.9	49.4	91.4	1.4	8.0	2
7.8	2	●	MDE 0780S08E02	25.7	37.4	79.4	1.4	8.0	2
	4	●	0780S08E04	37.7	49.4	91.4	1.4	8.0	2
7.9	2	●	MDE 0790S08E02	25.6	37.4	79.4	1.4	8.0	2
	4	●	0790S08E04	37.6	49.4	91.4	1.4	8.0	2
8.0	2	●	MDE 0800S08E02	25.5	37.5	79.5	1.5	8.0	2
	4	●	0800S08E04	37.5	49.5	91.5	1.5	8.0	2
8.1	2	●	MDE 0810S09E02	25.4	37.5	83.5	1.5	9.0	2
	4	●	0810S09E04	42.4	54.5	99.5	1.5	9.0	2
8.2	2	●	MDE 0820S09E02	25.2	37.5	83.5	1.5	9.0	2
	4	●	0820S09E04	42.2	54.5	99.5	1.5	9.0	2
8.3	2	●	MDE 0830S09E02	25.1	37.5	83.5	1.5	9.0	2
	4	●	0830S09E04	42.1	54.5	99.5	1.5	9.0	2
8.4	2	●	MDE 0840S09E02	24.9	37.5	83.5	1.5	9.0	2
	4	●	0840S09E04	41.9	54.5	99.5	1.5	9.0	2
8.5	2	●	MDE 0850S09E02	24.8	37.5	83.5	1.5	9.0	2
	4	●	0850S09E04	41.8	54.5	99.5	1.5	9.0	2
8.6	2	●	MDE 0860S09E02	26.7	39.6	83.6	1.6	9.0	2
	4	●	0860S09E04	43.7	56.6	99.6	1.6	9.0	2
8.7	2	●	MDE 0870S09E02	26.6	39.6	83.6	1.6	9.0	2
	4	●	0870S09E04	43.6	56.6	99.6	1.6	9.0	2
8.8	2	●	MDE 0880S09E02	26.4	39.6	83.6	1.6	9.0	2
	4	●	0880S09E04	43.4	56.6	99.6	1.6	9.0	2
8.9	2	●	MDE 0890S09E02	26.3	39.6	83.6	1.6	9.0	2
	4	●	0890S09E04	43.3	56.6	99.6	1.6	9.0	2
9.0	2	●	MDE 0900S09E02	26.1	39.6	83.6	1.6	9.0	2
	4	●	0900S09E04	43.1	56.6	99.6	1.6	9.0	2
9.1	2	●	MDE 0910S10E02	26.1	39.7	88.7	1.7	10.0	2
	4	●	0910S10E04	46.1	59.7	106.7	1.7	10.0	2

材质 ACT100

NeXEO MDE-E型(外冷式)

碳素钢,合金钢~0.28% | 碳素钢,合金钢0.29%~ | 调质钢 | 高硬度钢~45 HRC | 不锈钢 | 钛合金 | 耐热钢 | 铸铁 | 球墨铸铁

NX 涂层 | 2D | 4D

※h6、h8公差参照N36

Fig 2 (单刃带)

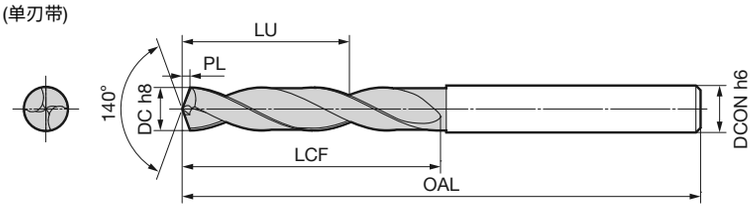

刀体　刃径ø9.2～11.0mm

尺寸(mm)

刃径 DC	孔深 (L/D)	库存	型　号	有效长度 LU	沟槽长度 LCF	全长 OAL	前端 PL	柄径 DCON	Fig
9.2	2	●	MDE 0920S10E02	25.9	39.7	88.7	1.7	10.0	2
	4	●	0920S10E04	45.9	59.7	106.7	1.7	10.0	2
9.24	2	●	MDE 0924S10E02	25.8	39.7	88.7	1.7	10.0	2
9.26	2	●	0926S10E02	25.8	39.7	88.7	1.7	10.0	2
9.3	2	●	MDE 0930S10E02	25.8	39.7	88.7	1.7	10.0	2
	4	●	0930S10E04	45.8	59.7	106.7	1.7	10.0	2
9.36	2	●	MDE 0936S10E02	25.6	39.7	88.7	1.7	10.0	2
9.38	2	●	0938S10E02	25.6	39.7	88.7	1.7	10.0	2
9.4	2	●	MDE 0940S10E02	25.6	39.7	88.7	1.7	10.0	2
	4	●	0940S10E04	45.6	59.7	106.7	1.7	10.0	2
9.5	2	●	MDE 0950S10E02	25.5	39.7	88.7	1.7	10.0	2
	4	●	0950S10E04	45.5	59.7	106.7	1.7	10.0	2
9.52	2	●	MDE 0952S10E02	28.3	42.7	88.7	1.7	10.0	2
9.54	2	●	0954S10E02	28.3	42.7	88.7	1.7	10.0	2
9.6	2	●	MDE 0960S10E02	28.3	42.7	88.7	1.7	10.0	2
	4	●	0960S10E04	47.3	61.7	106.7	1.7	10.0	2
9.7	2	●	MDE 0970S10E02	28.3	42.8	88.8	1.8	10.0	2
	4	●	0970S10E04	47.3	61.8	106.8	1.8	10.0	2
9.8	2	●	MDE 0980S10E02	28.1	42.8	88.8	1.8	10.0	2
	4	●	0980S10E04	47.1	61.8	106.8	1.8	10.0	2
9.9	2	●	MDE 0990S10E02	28.0	42.8	88.8	1.8	10.0	2
	4	●	0990S10E04	47.0	61.8	106.8	1.8	10.0	2
10.0	2	●	MDE 1000S10E02	27.8	42.8	88.8	1.8	10.0	2
	4	●	1000S10E04	46.8	61.8	106.8	1.8	10.0	2
10.1	2	●	MDE 1010S11E02	27.7	42.8	94.8	1.8	11.0	2
	4	●	1010S11E04	52.7	67.8	115.8	1.8	11.0	2
10.2	2	●	MDE 1020S11E02	27.6	42.9	94.9	1.9	11.0	2
	4	●	1020S11E04	52.6	67.9	115.9	1.9	11.0	2
10.3	2	●	MDE 1030S11E02	27.5	42.9	94.9	1.9	11.0	2
	4	●	1030S11E04	52.5	67.9	115.9	1.9	11.0	2
10.4	2	●	MDE 1040S11E02	27.3	42.9	94.9	1.9	11.0	2
	4	●	1040S11E04	52.3	67.9	115.9	1.9	11.0	2
10.5	2	●	MDE 1050S11E02	27.2	42.9	94.9	1.9	11.0	2
	4	●	1050S11E04	52.2	67.9	115.9	1.9	11.0	2
10.6	2	●	MDE 1060S11E02	31.0	46.9	94.9	1.9	11.0	2
	4	●	1060S11E04	54.0	69.9	115.9	1.9	11.0	2
10.7	2	●	MDE 1070S11E02	30.9	46.9	94.9	1.9	11.0	2
	4	●	1070S11E04	53.9	69.9	115.9	1.9	11.0	2
10.8	2	●	MDE 1080S11E02	30.8	47.0	95.0	2.0	11.0	2
	4	●	1080S11E04	53.8	70.0	116.0	2.0	11.0	2
10.9	2	●	MDE 1090S11E02	30.7	47.0	95.0	2.0	11.0	2
	4	●	1090S11E04	53.7	70.0	116.0	2.0	11.0	2
11.0	2	●	MDE 1100S11E02	30.5	47.0	95.0	2.0	11.0	2
	4	●	1100S11E04	53.5	70.0	116.0	2.0	11.0	2

材质 ACT100

刀体　刃径ø11.1～13.0mm

尺寸(mm)

刃径 DC	孔深 (L/D)	库存	型　号	有效长度 LU	沟槽长度 LCF	全长 OAL	前端 PL	柄径 DCON	Fig
11.1	2	●	MDE 1110S12E02	30.4	47.0	102.0	2.0	12.0	2
	4	●	1110S12E04	56.4	73.0	123.0	2.0	12.0	2
11.2	2	●	MDE 1120S12E02	30.2	47.0	102.0	2.0	12.0	2
	4	●	1120S12E04	56.2	73.0	123.0	2.0	12.0	2
11.22	2	●	MDE 1122S12E02	30.2	47.0	102.0	2.0	12.0	2
11.24	2	●	1124S12E02	30.2	47.0	102.0	2.0	12.0	2
11.3	2	●	MDE 1130S12E02	30.2	47.1	102.1	2.1	12.0	2
	4	●	1130S12E04	56.2	73.1	123.1	2.1	12.0	2
11.36	2	●	MDE 1136S12E02	30.0	47.1	102.1	2.1	12.0	2
11.38	2	●	1138S12E02	30.0	47.1	102.1	2.1	12.0	2
11.4	2	●	MDE 1140S12E02	30.0	47.1	102.1	2.1	12.0	2
	4	●	1140S12E04	56.0	73.1	123.1	2.1	12.0	2
11.5	2	●	MDE 1150S12E02	29.9	47.1	102.1	2.1	12.0	2
	4	●	1150S12E04	55.9	73.1	123.1	2.1	12.0	2
11.6	2	●	MDE 1160S12E02	31.7	49.1	102.1	2.1	12.0	2
	4	●	1160S12E04	57.7	75.1	123.1	2.1	12.0	2
11.7	2	●	MDE 1170S12E02	31.6	49.1	102.1	2.1	12.0	2
	4	●	1170S12E04	57.6	75.1	123.1	2.1	12.0	2
11.8	2	●	MDE 1180S12E02	31.4	49.1	102.1	2.1	12.0	2
	4	●	1180S12E04	57.4	75.1	123.1	2.1	12.0	2
11.9	2	●	MDE 1190S12E02	31.4	49.2	102.2	2.2	12.0	2
	4	●	1190S12E04	57.4	75.2	123.2	2.2	12.0	2
12.0	2	●	MDE 1200S12E02	31.2	49.2	102.2	2.2	12.0	2
	4	●	1200S12E04	57.2	75.2	123.2	2.2	12.0	2
12.1	2	●	MDE 1210S13E02	31.1	49.2	102.2	2.2	13.0	2
	4	●	1210S13E04	60.1	78.2	139.2	2.2	13.0	2
12.2	2	●	MDE 1220S13E02	30.9	49.2	102.2	2.2	13.0	2
	4	●	1220S13E04	59.9	78.2	139.2	2.2	13.0	2
12.3	2	●	MDE 1230S13E02	30.8	49.2	102.2	2.2	13.0	2
	4	●	1230S13E04	59.8	78.2	139.2	2.2	13.0	2
12.4	2	●	MDE 1240S13E02	30.7	49.3	102.3	2.3	13.0	2
	4	●	1240S13E04	59.7	78.3	139.3	2.3	13.0	2
12.5	2	●	MDE 1250S13E02	30.6	49.3	102.3	2.3	13.0	2
	4	●	1250S13E04	59.6	78.3	139.3	2.3	13.0	2
12.6	2	●	MDE 1260S13E02	32.4	51.3	102.3	2.3	13.0	2
	4	●	1260S13E04	61.4	80.3	139.3	2.3	13.0	2
12.7	2	●	MDE 1270S13E02	32.3	51.3	102.3	2.3	13.0	2
	4	●	1270S13E04	61.3	80.3	139.3	2.3	13.0	2
12.8	2	●	MDE 1280S13E02	32.1	51.3	102.3	2.3	13.0	2
	4	●	1280S13E04	61.1	80.3	139.3	2.3	13.0	2
12.9	2	●	MDE 1290S13E02	32.0	51.3	102.3	2.3	13.0	2
	4	●	1290S13E04	61.0	80.3	139.3	2.3	13.0	2
13.0	2	●	MDE 1300S13E02	31.9	51.4	102.4	2.4	13.0	2
	4	●	1300S13E04	60.9	80.4	139.4	2.4	13.0	2

材质 ACT100

NeXEO MDE-E型(外冷式)

碳素钢,合金钢~0.28% | 碳素钢,合金钢0.29%~ | 调质钢 | 高硬度钢~45 HRC | 不锈钢 | 钛合金 | 耐热钢 | 铸铁 | 球墨铸铁

NX 涂层 | 2D | 4D

※h6、h8公差参照N36

Fig 2 (单刃带)

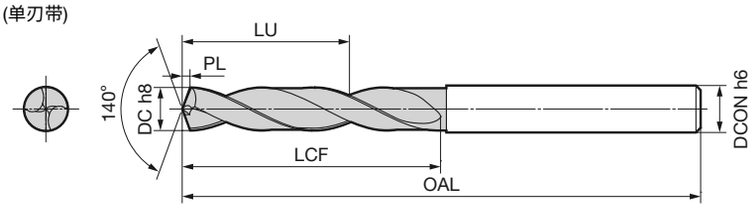

刀体　刃径ø13.1～15.2mm

尺寸(mm)

刃径 DC	孔深 (L/D)	库存	型　号	有效长度 LU	沟槽长度 LCF	全长 OAL	前端 PL	柄径 DCON	Fig
13.1	2	●	MDE 1310S14E02	32.8	52.4	107.4	2.4	14.0	2
	4	●	1310S14E04	66.8	86.4	149.4	2.4	14.0	2
13.2	2	●	MDE 1320S14E02	32.6	52.4	107.4	2.4	14.0	2
	4	●	1320S14E04	66.6	86.4	149.4	2.4	14.0	2
13.3	2	●	MDE 1330S14E02	32.5	52.4	107.4	2.4	14.0	2
	4	●	1330S14E04	66.5	86.4	149.4	2.4	14.0	2
13.4	2	●	MDE 1340S14E02	32.3	52.4	107.4	2.4	14.0	2
	4	●	1340S14E04	66.3	86.4	149.4	2.4	14.0	2
13.5	2	●	MDE 1350S14E02	32.3	52.5	107.5	2.5	14.0	2
	4	●	1350S14E04	66.3	86.5	149.5	2.5	14.0	2
13.6	2	●	MDE 1360S14E02	34.1	54.5	107.5	2.5	14.0	2
	4	●	1360S14E04	68.1	88.5	149.5	2.5	14.0	2
13.7	2	●	MDE 1370S14E02	34.0	54.5	107.5	2.5	14.0	2
	4	●	1370S14E04	68.0	88.5	149.5	2.5	14.0	2
13.8	2	●	MDE 1380S14E02	33.8	54.5	107.5	2.5	14.0	2
	4	●	1380S14E04	67.8	88.5	149.5	2.5	14.0	2
13.9	2	●	MDE 1390S14E02	33.7	54.5	107.5	2.5	14.0	2
	4	●	1390S14E04	67.7	88.5	149.5	2.5	14.0	2
14.0	2	●	MDE 1400S14E02	33.5	54.5	107.5	2.5	14.0	2
	4	●	1400S14E04	67.5	88.5	149.5	2.5	14.0	2
14.1	2	●	MDE 1410S15E02	33.5	54.6	110.6	2.6	15.0	2
	4	●	1410S15E04	70.5	91.6	155.6	2.6	15.0	2
14.2	2	●	MDE 1420S15E02	33.3	54.6	110.6	2.6	15.0	2
	4	●	1420S15E04	70.3	91.6	155.6	2.6	15.0	2
14.3	2	●	MDE 1430S15E02	33.2	54.6	110.6	2.6	15.0	2
	4	●	1430S15E04	70.2	91.6	155.6	2.6	15.0	2
14.4	2	●	MDE 1440S15E02	33.0	54.6	110.6	2.6	15.0	2
	4	●	1440S15E04	70.0	91.6	155.6	2.6	15.0	2
14.5	2	●	MDE 1450S15E02	32.9	54.6	110.6	2.6	15.0	2
	4	●	1450S15E04	69.9	91.6	155.6	2.6	15.0	2
14.6	2	●	MDE 1460S15E02	33.8	55.7	110.7	2.7	15.0	2
	4	●	1460S15E04	71.8	93.7	155.7	2.7	15.0	2
14.7	2	●	MDE 1470S15E02	33.7	55.7	110.7	2.7	15.0	2
	4	●	1470S15E04	71.7	93.7	155.7	2.7	15.0	2
14.8	2	●	MDE 1480S15E02	33.5	55.7	110.7	2.7	15.0	2
	4	●	1480S15E04	71.5	93.7	155.7	2.7	15.0	2
14.9	2	●	MDE 1490S15E02	33.4	55.7	110.7	2.7	15.0	2
	4	●	1490S15E04	71.4	93.7	155.7	2.7	15.0	2
15.0	2	●	MDE 1500S15E02	33.2	55.7	110.7	2.7	15.0	2
	4	●	1500S15E04	71.2	93.7	155.7	2.7	15.0	2
15.1	2	●	MDE 1510S16E02	33.1	55.7	114.7	2.7	16.0	2
	4	●	1510S16E04	74.1	96.7	162.7	2.7	16.0	2
15.2	2	●	MDE 1520S16E02	33.0	55.8	114.8	2.8	16.0	2
	4	●	1520S16E04	74.0	96.8	162.8	2.8	16.0	2

材质 ACT100

刀体　刃径ø15.3～20.0mm

尺寸(mm)

刃径 DC	孔深 (L/D)	库存	型　号	有效长度 LU	沟槽长度 LCF	全长 OAL	前端 PL	柄径 DCON	Fig
15.3	2	●	MDE 1530S16E02	32.9	55.8	114.8	2.8	16.0	2
	4	●	1530S16E04	73.9	96.8	162.8	2.8	16.0	2
15.4	2	●	MDE 1540S16E02	32.7	55.8	114.8	2.8	16.0	2
	4	●	1540S16E04	73.7	96.8	162.8	2.8	16.0	2
15.5	2	●	MDE 1550S16E02	32.6	55.8	114.8	2.8	16.0	2
	4	●	1550S16E04	73.6	96.8	162.8	2.8	16.0	2
15.6	2	●	MDE 1560S16E02	34.4	57.8	114.8	2.8	16.0	2
	4	●	1560S16E04	75.4	98.8	162.8	2.8	16.0	2
15.7	2	●	MDE 1570S16E02	34.4	57.9	114.9	2.9	16.0	2
	4	●	1570S16E04	75.4	98.9	162.9	2.9	16.0	2
15.8	2	●	MDE 1580S16E02	34.2	57.9	114.9	2.9	16.0	2
	4	●	1580S16E04	75.2	98.9	162.9	2.9	16.0	2
15.9	2	●	MDE 1590S16E02	34.1	57.9	114.9	2.9	16.0	2
	4	●	1590S16E04	75.1	98.9	162.9	2.9	16.0	2
16.0	2	●	MDE 1600S16E02	33.9	57.9	114.9	2.9	16.0	2
	4	●	1600S16E04	74.9	98.9	162.9	2.9	16.0	2
16.5	2	●	MDE 1650S17E02	34.3	59.0	119.0	3.0	17.0	2
	4	●	1650S17E04	76.3	101.0	170.0	3.0	17.0	2
16.8	4	●	MDE 1680S17E04	75.9	101.1	170.1	3.1	17.0	2
17.0	2	●	MDE 1700S17E02	34.6	60.1	119.1	3.1	17.0	2
	4	●	1700S17E04	75.7	101.2	170.2	3.2	17.0	2
17.5	2	●	MDE 1750S18E02	35.0	61.2	123.2	3.2	18.0	2
	4	●	1750S18E04	77.0	103.2	170.2	3.2	18.0	2
18.0	2	●	MDE 1800S18E02	35.3	62.3	123.3	3.3	18.0	2
	4	●	1800S18E04	78.3	105.3	170.3	3.3	18.0	2
18.5	2	●	MDE 1850S19E02	34.7	62.4	126.4	3.4	19.0	2
	4	●	1850S19E04	79.7	107.4	182.4	3.4	19.0	2
19.0	2	●	MDE 1900S19E02	35.0	63.5	126.5	3.5	19.0	2
	4	●	1900S19E04	80.9	109.4	182.4	3.4	19.0	2
19.5	2	●	MDE 1950S20E02	35.3	64.5	130.5	3.5	20.0	2
	4	●	1950S20E04	84.3	113.5	182.5	3.5	20.0	2
19.7	4	●	MDE 1970S20E04	88.1	117.6	182.6	3.6	20.0	2
20.0	2	●	MDE 2000S20E02	35.6	65.6	130.6	3.6	20.0	2
	4	●	2000S20E04	87.6	117.6	182.6	3.6	20.0	2

材质 ACT100

多用途钻头

NeXEO MDE-E型 轮毂用(外冷式)

碳素钢,合金钢~0.28% | 碳素钢,合金钢0.29%~ | 调质钢 | 高硬度钢~45 HRC | 不锈钢 | 钛合金 | 耐热钢 | 铸铁 | 球墨铸铁

NX 涂层 | 2D

※h6、h8公差参照N36

Fig 1 (单刃带)

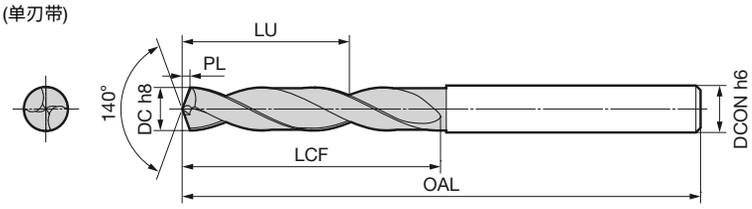

刀体　刃径ø8.8～13.97mm

尺寸(mm)

刃径 DC	孔深 (L/D)	库存	型　号	有效长度 LU	沟槽长度 LCF	全长 OAL	前端 PL	柄径 DCON	Fig
8.80	2	●	**MDE 0880S09E02H**	26.4	39.6	83.6	1.6	9.0	1
10.00	2	●	**1000S10E02H**	27.8	42.8	88.8	1.8	10.0	1
10.80	2	●	**1080S11E02H**	30.8	47.0	95.0	2.0	11.0	1
12.04	2	●	**1204S13E02H**	31.1	49.2	102.2	2.2	13.0	1
12.52	2	●	**1252S13E02H**	32.4	51.3	102.3	2.3	13.0	1
13.85	2	●	**1385S14E02H**	33.7	54.5	107.5	2.5	14.0	1
13.92	2	●	**1392S14E02H**	33.5	54.5	107.5	2.5	14.0	1
13.97	2	●	**1397S14E02H**	33.5	54.5	107.5	2.5	14.0	1

材质 ACT100

NeXEO MDE-E型(外冷式)

推荐切削条件(MDE-E型 外冷式 2D/4D)含轮毂加工用

1. 下述推荐切削条件表为使用水溶性切削油剂时的值。(不锈钢加工除外)
2. 请对切刃前端部加注充足的水溶性切削液。
3. 使用非水溶性切削液时，切削速度请降低20～30%，并确保注油量充足。
4. 在夹头上安装钻头时，切刃前端外周部的跳动请控制在0.02mm以下。
5. 请避免沟槽进入夹头内。
6. 工件的咬合部为怪异形状(倾斜、断续等)时，咬合时请减小约一半的进给量。
   *这样仍无法确保加工稳定性时，建议使用平底多用途钻头MDF型对扁平面进行前加工。
7. 贯通的情况下变为断续加工时，与贯通前相比请减小约一半的进给量。

被削材		软钢、低碳钢 SS400・S15C ～160HB		碳素钢 S35C・S50C ～230HB		合金钢 SCM・SCr 20～30HRc		合金钢 SCM・SCr 30～38HRc	
切削速度	刃径ø3以下	30～80m/min		30～80m/min		30～80m/min		30～80m/min	
	刃径ø3以上	60～100m/min		60～120m/min		50～100m/min		40～80m/min	
刃径DC(mm)		转速(min⁻¹)	进给量(mm/rev)	转速(min⁻¹)	进给量(mm/rev)	转速(min⁻¹)	进给量(mm/rev)	转速(min⁻¹)	进给量(mm/rev)
ø1.0		9,500	0.02～0.04	9,500	0.02～0.04	9,500	0.02～0.04	9,500	0.02～0.03
ø1.5		8,500	0.03～0.06	8,500	0.03～0.06	8,500	0.03～0.06	8,500	0.03～0.06
ø2.0		9,000	0.04～0.08	8,000	0.04～0.08	8,000	0.04～0.08	8,000	0.04～0.08
ø2.5		9,500	0.04～0.08	9,000	0.04～0.08	8,500	0.04～0.08	7,600	0.04～0.08
ø3.0		8,500	0.05～0.12	8,500	0.05～0.12	7,500	0.05～0.12	6,400	0.05～0.12
ø4.0		6,400	0.07～0.17	6,400	0.07～0.17	5,600	0.07～0.17	4,800	0.07～0.17
ø5.0		5,100	0.08～0.20	5,100	0.08～0.20	4,500	0.08～0.20	3,900	0.08～0.20
ø6.0		4,300	0.10～0.20	4,300	0.10～0.20	3,800	0.10～0.20	3,200	0.10～0.20
ø7.0		3,700	0.12～0.23	3,700	0.12～0.23	3,200	0.12～0.23	2,800	0.12～0.23
ø8.0		3,200	0.15～0.25	3,200	0.15～0.25	2,800	0.15～0.25	2,400	0.15～0.25
ø9.0		2,900	0.17～0.25	2,900	0.17～0.25	2,500	0.17～0.25	2,200	0.17～0.25
ø10.0		2,600	0.18～0.28	2,600	0.18～0.28	2,300	0.18～0.28	2,000	0.18～0.28
ø11.0		2,400	0.20～0.30	2,400	0.20～0.30	2,100	0.20～0.30	1,800	0.20～0.30
ø12.0		2,200	0.20～0.30	2,200	0.20～0.30	1,900	0.20～0.30	1,600	0.20～0.30
ø14.0		1,900	0.20～0.30	1,900	0.20～0.30	1,600	0.20～0.30	1,400	0.20～0.30
ø16.0		1,600	0.20～0.30	1,600	0.20～0.30	1,400	0.20～0.30	1,200	0.20～0.30
ø18.0		1,500	0.20～0.30	1,500	0.20～0.30	1,300	0.20～0.30	1,100	0.20～0.30
ø20.0		1,300	0.20～0.30	1,300	0.20～0.30	1,200	0.20～0.30	1,000	0.20～0.30
高效率产品		GS型		GS型		GS型		GS型	

被削材		铸铁 FC250 ～280HB		球墨铸铁 FCD450・FCD600 ～270HB		不锈钢(油性加工) SUS304・SUS410 ～200HB		特殊钢、预硬钢 SKS2・SKD61(非调质) 30～38HRc	
切削速度	刃径ø3以下	30～80m/min		30～80m/min		20～50m/min		30～60m/min	
	刃径ø3以上	60～100m/min		50～100m/min		20～50m/min		30～60m/min	
刃径DC(mm)		转速(min⁻¹)	进给量(mm/rev)	转速(min⁻¹)	进给量(mm/rev)	转速(min⁻¹)	进给量(mm/rev)	转速(min⁻¹)	进给量(mm/rev)
ø1.0		9,500	0.02～0.04	9,500	0.02～0.04	9,500	0.02～0.03	9,500	0.02～0.03
ø1.5		8,500	0.03～0.06	8,500	0.03～0.06	8,500	0.02～0.05	8,500	0.02～0.04
ø2.0		8,000	0.04～0.08	8,000	0.04～0.08	6,300	0.03～0.06	7,100	0.03～0.06
ø2.5		9,000	0.04～0.08	8,500	0.04～0.08	5,100	0.03～0.07	5,700	0.03～0.06
ø3.0		8,500	0.06～0.15	7,500	0.05～0.12	4,300	0.05～0.10	5,400	0.05～0.12
ø4.0		6,400	0.08～0.18	5,600	0.07～0.17	3,200	0.05～0.10	4,000	0.07～0.17
ø5.0		5,100	0.10～0.20	4,500	0.08～0.20	2,600	0.06～0.15	3,200	0.08～0.20
ø6.0		4,300	0.12～0.23	3,800	0.10～0.20	2,200	0.06～0.15	2,700	0.10～0.20
ø7.0		3,700	0.12～0.23	3,200	0.12～0.23	1,900	0.06～0.18	2,300	0.10～0.20
ø8.0		3,200	0.18～0.25	2,800	0.15～0.25	1,600	0.06～0.20	2,000	0.12～0.25
ø9.0		2,900	0.17～0.25	2,500	0.17～0.25	1,500	0.08～0.20	1,800	0.12～0.25
ø10.0		2,600	0.18～0.28	2,300	0.18～0.28	1,300	0.08～0.20	1,600	0.12～0.25
ø11.0		2,400	0.20～0.30	2,100	0.20～0.30	1,200	0.08～0.20	1,500	0.15～0.30
ø12.0		2,200	0.20～0.30	1,900	0.20～0.30	1,100	0.10～0.25	1,400	0.15～0.30
ø14.0		1,900	0.20～0.30	1,600	0.20～0.30	1,000	0.10～0.25	1,200	0.15～0.30
ø16.0		1,600	0.20～0.30	1,400	0.20～0.30	800	0.10～0.25	1,000	0.15～0.30
ø18.0		1,500	0.20～0.30	1,300	0.20～0.30	800	0.10～0.25	900	0.15～0.30
ø20.0		1,300	0.20～0.30	1,200	0.20～0.30	700	0.10～0.25	800	0.15～0.30
高效率产品		GS型		GS型		GS型		GS型	

多用途钻头

NeXEO MDE-H型(内冷式)

碳素钢,合金钢~0.28% | 碳素钢,合金钢0.29%~ | 调质钢 | 高硬度钢~45 HRC | 不锈钢 | 钛合金 | 耐热钢 | 铸铁 | 球墨铸铁 | 铝合金 | 铜合金

NX 涂层 | 有油孔 | 3D | 5D | 8D

※h6、h8公差参照N36

Fig 1 (双刃带)

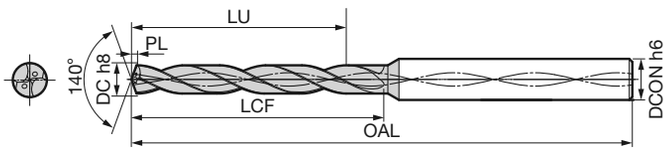

Fig 2 (双刃带)

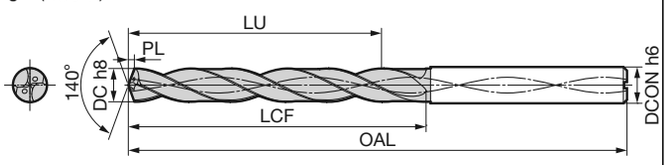

刀体　刃径ø1.0～2.4mm

尺寸(mm)

刃径 DC	孔深 (L/D)	库存	型　号	有效长度 LU	沟槽长度 LCF	全长 OAL	前端 PL	柄径 DCON	Fig
1.0	3	●	MDE 0100S03H03	6.7	8.2	57.2	0.2	3.0	1
	5	●	0100S03H05	8.7	10.2	59.2	0.2	3.0	1
	8	●	0100S03H08	11.7	13.2	62.2	0.2	3.0	1
1.1	3	●	MDE 0110S03H03	6.6	8.2	57.2	0.2	3.0	1
	5	●	0110S03H05	8.6	10.2	59.2	0.2	3.0	1
	8	●	0110S03H08	12.6	14.2	62.2	0.2	3.0	1
1.2	3	●	MDE 0120S03H03	7.4	9.2	57.2	0.2	3.0	1
	5	●	0120S03H05	9.4	11.2	59.2	0.2	3.0	1
	8	●	0120S03H08	13.4	15.2	62.2	0.2	3.0	1
1.3	3	●	MDE 0130S03H03	7.3	9.2	57.2	0.2	3.0	1
	5	●	0130S03H05	10.3	12.2	59.2	0.2	3.0	1
	8	●	0130S03H08	14.3	16.2	62.2	0.2	3.0	1
1.4	3	●	MDE 0140S03H03	8.2	10.3	57.3	0.3	3.0	1
	5	●	0140S03H05	11.2	13.3	59.3	0.3	3.0	1
	8	●	0140S03H08	15.2	17.3	62.3	0.3	3.0	1
1.5	3	●	MDE 0150S03H03	9.1	11.3	57.3	0.3	3.0	1
	5	●	0150S03H05	12.1	14.3	59.3	0.3	3.0	1
	8	●	0150S03H08	16.1	18.3	62.3	0.3	3.0	1
1.6	3	●	MDE 0160S03H03	8.9	11.3	59.3	0.3	3.0	1
	5	●	0160S03H05	11.9	14.3	62.3	0.3	3.0	1
	8	●	0160S03H08	16.9	19.3	67.3	0.3	3.0	1
1.7	3	●	MDE 0170S03H03	9.8	12.3	59.3	0.3	3.0	1
	5	●	0170S03H05	12.8	15.3	62.3	0.3	3.0	1
	8	●	0170S03H08	17.8	20.3	67.3	0.3	3.0	1
1.8	3	●	MDE 0180S03H03	9.6	12.3	59.3	0.3	3.0	1
	5	●	0180S03H05	13.6	16.3	62.3	0.3	3.0	1
	8	●	0180S03H08	18.6	21.3	67.3	0.3	3.0	1
1.9	3	●	MDE 0190S03H03	10.5	13.3	59.3	0.3	3.0	1
	5	●	0190S03H05	14.5	17.3	62.3	0.3	3.0	1
	8	●	0190S03H08	19.5	22.3	70.3	0.3	3.0	1
2.0	3	●	MDE 0200S03H03	11.4	14.4	59.4	0.4	3.0	1
	5	●	0200S03H05	15.4	18.4	62.4	0.4	3.0	1
	8	●	0200S03H08	21.4	24.4	70.4	0.4	3.0	1
2.1	3	●	MDE 0210S03H03	11.3	14.4	59.4	0.4	3.0	1
	5	●	0210S03H05	15.3	18.4	62.4	0.4	3.0	1
	8	●	0210S03H08	22.3	25.4	70.4	0.4	3.0	1
2.2	3	●	MDE 0220S03H03	12.1	15.4	59.4	0.4	3.0	1
	5	●	0220S03H05	16.1	19.4	62.4	0.4	3.0	1
	8	●	0220S03H08	23.1	26.4	70.4	0.4	3.0	1
2.3	3	●	MDE 0230S03H03	12.0	15.4	63.4	0.4	3.0	1
	5	●	0230S03H05	17.0	20.4	68.4	0.4	3.0	1
	8	●	0230S03H08	24.0	27.4	75.4	0.4	3.0	1
2.4	3	●	MDE 0240S03H03	12.8	16.4	63.4	0.4	3.0	2
	5	●	0240S03H05	17.8	21.4	68.4	0.4	3.0	2
	8	●	0240S03H08	24.8	28.4	75.4	0.4	3.0	2

材质 ACT100

刀体　刃径ø2.5～3.7mm

尺寸(mm)

刃径 DC	孔深 (L/D)	库存	型　号	有效长度 LU	沟槽长度 LCF	全长 OAL	前端 PL	柄径 DCON	Fig
2.5	3	●	MDE 0250S03H03	13.8	17.5	63.5	0.5	3.0	2
	5	●	0250S03H05	18.8	22.5	68.5	0.5	3.0	2
	8	●	0250S03H08	25.8	29.5	75.5	0.5	3.0	2
2.6	3	●	MDE 0260S03H03	13.6	17.5	63.5	0.5	3.0	2
	5	●	0260S03H05	18.6	22.5	68.5	0.5	3.0	2
	8	●	0260S03H08	26.6	30.5	75.5	0.5	3.0	2
2.7	3	●	MDE 0270S03H03	14.5	18.5	68.5	0.5	3.0	2
	5	●	0270S03H05	19.5	23.5	78.5	0.5	3.0	2
	8	●	0270S03H08	27.5	31.5	81.5	0.5	3.0	2
2.76	5	●	MDE 0276S03H05	20.3	24.5	78.5	0.5	3.0	2
2.78	5	●	0278S03H05	20.3	24.5	78.5	0.5	3.0	2
2.8	3	●	MDE 0280S03H03	14.3	18.5	68.5	0.5	3.0	2
	5	●	0280S03H05	20.3	24.5	78.5	0.5	3.0	2
	8	●	0280S03H08	28.3	32.5	81.5	0.5	3.0	2
2.9	3	●	MDE 0290S03H03	15.2	19.5	68.5	0.5	3.0	2
	5	●	0290S03H05	21.2	25.5	78.5	0.5	3.0	2
	8	●	0290S03H08	29.2	33.5	81.5	0.5	3.0	2
3.0	3	●	MDE 0300S03H03	14.0	18.5	68.5	0.5	3.0	2
	5	●	0300S03H05	24.0	28.5	78.5	0.5	3.0	2
	8	●	0300S03H08	29.0	33.5	81.5	0.5	3.0	2
3.1	3	●	MDE 0310S04H03	16.0	20.6	72.6	0.6	4.0	2
	5	●	0310S04H05	28.0	32.6	86.6	0.6	4.0	2
	8	●	0310S04H08	34.5	39.1	92.6	0.6	4.0	2
3.2	3	●	MDE 0320S04H03	15.8	20.6	72.6	0.6	4.0	2
	5	●	0320S04H05	27.8	32.6	86.6	0.6	4.0	2
	8	●	0320S04H08	34.3	39.1	92.6	0.6	4.0	2
3.3	3	●	MDE 0330S04H03	15.7	20.6	72.6	0.6	4.0	2
	5	●	0330S04H05	27.7	32.6	86.6	0.6	4.0	2
	8	●	0330S04H08	34.2	39.1	92.6	0.6	4.0	2
3.4	3	●	MDE 0340S04H03	15.5	20.6	72.6	0.6	4.0	2
	5	●	0340S04H05	27.5	32.6	86.6	0.6	4.0	2
	8	●	0340S04H08	34.0	39.1	92.6	0.6	4.0	2
3.5	3	●	MDE 0350S04H03	15.4	20.6	72.6	0.6	4.0	2
	5	●	0350S04H05	27.4	32.6	86.6	0.6	4.0	2
	8	●	0350S04H08	33.9	39.1	92.6	0.6	4.0	2
3.6	3	●	MDE 0360S04H03	17.8	23.2	72.7	0.7	4.0	2
	5	●	0360S04H05	31.3	36.7	86.7	0.7	4.0	2
	8	●	0360S04H08	39.3	44.7	92.7	0.7	4.0	2
3.66	5	●	MDE 0366S04H05	31.2	36.7	86.7	0.7	4.0	2
3.68	5	●	0368S04H05	31.2	36.7	86.7	0.7	4.0	2
3.7	3	●	MDE 0370S04H03	17.7	23.2	72.7	0.7	4.0	2
	5	●	0370S04H05	31.2	36.7	86.7	0.7	4.0	2
	8	●	0370S04H08	39.2	44.7	92.7	0.7	4.0	2

材质 ACT100

NeXEO MDE-H型(内冷式)

碳素钢、合金钢 ~0.28% | 碳素钢、合金钢 0.29%~ | 调质钢 | 高硬度钢 ~45 HRC | 不锈钢 | 钛合金 | 耐热钢 | 铸铁 | 球墨铸铁 | 铝合金 | 铜合金

NX 涂层 | 有油孔 | 3D | 5D | 8D

※h6、h8公差参照N36

Fig 2 (双刃带)

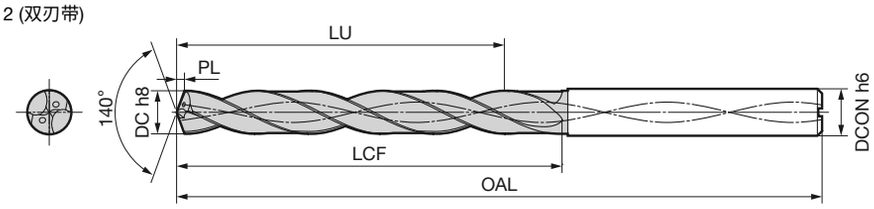

刀体　刃径ø3.8～5.1mm

尺寸(mm)

刃径 DC	孔深 (L/D)	库存	型　号	有效长度 LU	沟槽长度 LCF	全长 OAL	前端 PL	柄径 DCON	Fig
3.8	3	●	MDE 0380S04H03	17.5	23.2	72.7	0.7	4.0	2
	5	●	0380S04H05	31.0	36.7	86.7	0.7	4.0	2
	8	●	0380S04H08	39.0	44.7	92.7	0.7	4.0	2
3.9	3	●	MDE 0390S04H03	17.4	23.2	72.7	0.7	4.0	2
	5	●	0390S04H05	30.9	36.7	86.7	0.7	4.0	2
	8	●	0390S04H08	38.9	44.7	92.7	0.7	4.0	2
4.0	3	●	MDE 0400S04H03	17.2	23.2	72.7	0.7	4.0	2
	5	●	0400S04H05	30.7	36.7	86.7	0.7	4.0	2
	8	●	0400S04H08	38.7	44.7	92.7	0.7	4.0	2
4.1	3	●	MDE 0410S05H03	19.6	25.7	80.7	0.7	5.0	2
	5	●	0410S05H05	34.6	40.7	98.7	0.7	5.0	2
	8	●	0410S05H08	44.1	50.2	105.7	0.7	5.0	2
4.2	3	●	MDE 0420S05H03	19.5	25.8	80.8	0.8	5.0	2
	5	●	0420S05H05	34.5	40.8	98.8	0.8	5.0	2
	8	●	0420S05H08	44.0	50.3	105.8	0.8	5.0	2
4.3	3	●	MDE 0430S05H03	19.4	25.8	80.8	0.8	5.0	2
	5	●	0430S05H05	34.4	40.8	98.8	0.8	5.0	2
	8	●	0430S05H08	43.9	50.3	105.8	0.8	5.0	2
4.4	3	●	MDE 0440S05H03	19.2	25.8	80.8	0.8	5.0	2
	5	●	0440S05H05	34.2	40.8	98.8	0.8	5.0	2
	8	●	0440S05H08	43.7	50.3	105.8	0.8	5.0	2
4.5	3	●	MDE 0450S05H03	19.1	25.8	80.8	0.8	5.0	2
	5	●	0450S05H05	34.1	40.8	98.8	0.8	5.0	2
	8	●	0450S05H08	43.6	50.3	105.8	0.8	5.0	2
4.6	3	●	MDE 0460S05H03	21.4	28.3	80.8	0.8	5.0	2
	5	●	0460S05H05	37.9	44.8	98.8	0.8	5.0	2
	8	●	0460S05H08	48.9	55.8	105.8	0.8	5.0	2
4.62	5	●	MDE 0462S05H05	37.9	44.8	98.8	0.8	5.0	2
4.64	5	●	0464S05H05	37.9	44.8	98.8	0.8	5.0	2
4.7	3	●	MDE 0470S05H03	21.4	28.4	80.9	0.9	5.0	2
	5	●	0470S05H05	37.9	44.9	98.9	0.9	5.0	2
	8	●	0470S05H08	48.9	55.9	105.9	0.9	5.0	2
4.8	3	●	MDE 0480S05H03	21.2	28.4	80.9	0.9	5.0	2
	5	●	0480S05H05	37.7	44.9	98.9	0.9	5.0	2
	8	●	0480S05H08	48.7	55.9	105.9	0.9	5.0	2
4.9	3	●	MDE 0490S05H03	21.1	28.4	80.9	0.9	5.0	2
	5	●	0490S05H05	37.6	44.9	98.9	0.9	5.0	2
	8	●	0490S05H08	48.6	55.9	105.9	0.9	5.0	2
5.0	3	●	MDE 0500S05H03	20.9	28.4	80.9	0.9	5.0	2
	5	●	0500S05H05	37.4	44.9	98.9	0.9	5.0	2
	8	●	0500S05H08	48.4	55.9	105.9	0.9	5.0	2
5.1	3	●	MDE 0510S06H03	20.8	28.4	82.9	0.9	6.0	2
	5	●	0510S06H05	37.3	44.9	100.9	0.9	6.0	2
	8	●	0510S06H08	53.8	61.4	118.9	0.9	6.0	2

材质 ACT100

刀体　刃径ø5.2～6.5mm

尺寸(mm)

刃径 DC	孔深 (L/D)	库存	型　号	有效长度 LU	沟槽长度 LCF	全长 OAL	前端 PL	柄径 DCON	Fig
5.2	3	●	MDE 0520S06H03	20.6	28.4	82.9	0.9	6.0	2
	5	●	0520S06H05	37.1	44.9	100.9	0.9	6.0	2
	8	●	0520S06H08	53.6	61.4	118.9	0.9	6.0	2
5.3	3	●	MDE 0530S06H03	20.6	28.5	83.0	1.0	6.0	2
	5	●	0530S06H05	37.1	45.0	101.0	1.0	6.0	2
	8	●	0530S06H08	53.6	61.5	119.0	1.0	6.0	2
5.4	3	●	MDE 0540S06H03	20.4	28.5	83.0	1.0	6.0	2
	5	●	0540S06H05	36.9	45.0	101.0	1.0	6.0	2
	8	●	0540S06H08	53.4	61.5	119.0	1.0	6.0	2
5.5	3	●	MDE 0550S06H03	20.3	28.5	83.0	1.0	6.0	2
	5	●	0550S06H05	36.8	45.0	101.0	1.0	6.0	2
	8	●	0550S06H08	53.3	61.5	119.0	1.0	6.0	2
5.52	5	●	MDE 0552S06H05	40.6	49.0	101.0	1.0	6.0	2
5.54	5	●	0554S06H05	40.6	49.0	101.0	1.0	6.0	2
5.6	3	●	MDE 0560S06H03	22.6	31.0	83.0	1.0	6.0	2
	5	●	0560S06H05	40.6	49.0	101.0	1.0	6.0	2
	8	●	0560S06H08	58.6	67.0	119.0	1.0	6.0	2
5.7	3	●	MDE 0570S06H03	22.5	31.0	83.0	1.0	6.0	2
	5	●	0570S06H05	40.5	49.0	101.0	1.0	6.0	2
	8	●	0570S06H08	58.5	67.0	119.0	1.0	6.0	2
5.8	3	●	MDE 0580S06H03	22.4	31.1	83.1	1.1	6.0	2
	5	●	0580S06H05	40.4	49.1	101.1	1.1	6.0	2
	8	●	0580S06H08	58.4	67.1	119.1	1.1	6.0	2
5.9	3	●	MDE 0590S06H03	22.3	31.1	83.1	1.1	6.0	2
	5	●	0590S06H05	40.3	49.1	101.1	1.1	6.0	2
	8	●	0590S06H08	58.3	67.1	119.1	1.1	6.0	2
6.0	3	●	MDE 0600S06H03	22.1	31.1	83.1	1.1	6.0	2
	5	●	0600S06H05	40.1	49.1	101.1	1.1	6.0	2
	8	●	0600S06H08	58.1	67.1	119.1	1.1	6.0	2
6.1	3	●	MDE 0610S07H03	24.5	33.6	89.1	1.1	7.0	2
	5	●	0610S07H05	44.0	53.1	110.1	1.1	7.0	2
	8	●	0610S07H08	63.5	72.6	131.1	1.1	7.0	2
6.2	3	●	MDE 0620S07H03	24.3	33.6	89.1	1.1	7.0	2
	5	●	0620S07H05	43.8	53.1	110.1	1.1	7.0	2
	8	●	0620S07H08	63.3	72.6	131.1	1.1	7.0	2
6.3	3	●	MDE 0630S07H03	24.2	33.6	89.1	1.1	7.0	2
	5	●	0630S07H05	43.7	53.1	110.1	1.1	7.0	2
	8	●	0630S07H08	63.2	72.6	131.1	1.1	7.0	2
6.4	3	●	MDE 0640S07H03	24.1	33.7	89.2	1.2	7.0	2
	5	●	0640S07H05	43.6	53.2	110.2	1.2	7.0	2
	8	●	0640S07H08	63.1	72.7	131.2	1.2	7.0	2
6.5	3	●	MDE 0650S07H03	24.0	33.7	89.2	1.2	7.0	2
	5	●	0650S07H05	43.5	53.2	110.2	1.2	7.0	2
	8	●	0650S07H08	63.0	72.7	131.2	1.2	7.0	2

材质 ACT100

多用途钻头

NeXEO MDE-H型(内冷式)

碳素钢,合金钢~0.28% | 碳素钢,合金钢0.29%~ | 调质钢 | 高硬度钢~45 HRC | 不锈钢 | 钛合金 | 耐热钢 | 铸铁 | 球墨铸铁 | 铝合金 | 铜合金

NX 涂层 | 有油孔 | 3D | 5D | 8D

※h6、h8公差参照N36

Fig 2 (双刃带)

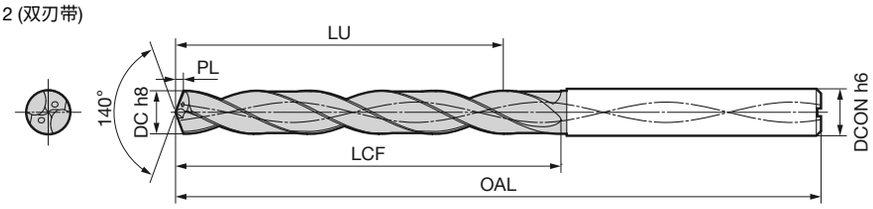

刀体　刃径ø6.6～7.8mm

尺寸(mm)

刃径 DC	孔深 (L/D)	库存	型　号	有效长度 LU	沟槽长度 LCF	全长 OAL	前端 PL	柄径 DCON	Fig
6.6	3	●	MDE 0660S07H03	26.3	36.2	89.2	1.2	7.0	2
	5	●	0660S07H05	47.3	57.2	110.2	1.2	7.0	2
	8	●	0660S07H08	68.3	78.2	131.2	1.2	7.0	2
6.7	3	●	MDE 0670S07H03	26.2	36.2	89.2	1.2	7.0	2
	5	●	0670S07H05	47.2	57.2	110.2	1.2	7.0	2
	8	●	0670S07H08	68.2	78.2	131.2	1.2	7.0	2
6.8	3	●	MDE 0680S07H03	26.0	36.2	89.2	1.2	7.0	2
	5	●	0680S07H05	47.0	57.2	110.2	1.2	7.0	2
	8	●	0680S07H08	68.0	78.2	131.2	1.2	7.0	2
6.9	3	●	MDE 0690S07H03	26.0	36.3	89.3	1.3	7.0	2
	5	●	0690S07H05	47.0	57.3	110.3	1.3	7.0	2
	8	●	0690S07H08	68.0	78.3	131.3	1.3	7.0	2
7.0	3	●	MDE 0700S07H03	25.8	36.3	89.3	1.3	7.0	2
	5	●	0700S07H05	46.8	57.3	110.3	1.3	7.0	2
	8	●	0700S07H08	67.8	78.3	131.3	1.3	7.0	2
7.1	3	●	MDE 0710S08H03	28.2	38.8	95.3	1.3	8.0	2
	5	●	0710S08H05	50.7	61.3	119.3	1.3	8.0	2
	8	●	0710S08H08	73.2	83.8	143.3	1.3	8.0	2
7.2	3	●	MDE 0720S08H03	28.0	38.8	95.3	1.3	8.0	2
	5	●	0720S08H05	50.5	61.3	119.3	1.3	8.0	2
	8	●	0720S08H08	73.0	83.8	143.3	1.3	8.0	2
7.3	3	●	MDE 0730S08H03	27.9	38.8	95.3	1.3	8.0	2
	5	●	0730S08H05	50.4	61.3	119.3	1.3	8.0	2
	8	●	0730S08H08	72.9	83.8	143.3	1.3	8.0	2
7.36	5	●	MDE 0736S08H05	50.2	61.3	119.3	1.3	8.0	2
7.38	5	●	0738S08H05	50.2	61.3	119.3	1.3	8.0	2
7.4	3	●	MDE 0740S08H03	27.7	38.8	95.3	1.3	8.0	2
	5	●	0740S08H05	50.2	61.3	119.3	1.3	8.0	2
	8	●	0740S08H08	72.7	83.8	143.3	1.3	8.0	2
7.5	3	●	MDE 0750S08H03	27.7	38.9	95.4	1.4	8.0	2
	5	●	0750S08H05	50.2	61.4	119.4	1.4	8.0	2
	8	●	0750S08H08	72.7	83.9	143.4	1.4	8.0	2
7.52	5	●	MDE 0752S08H05	54.0	65.4	119.4	1.4	8.0	2
7.54	5	●	0754S08H05	54.0	65.4	119.4	1.4	8.0	2
7.6	3	●	MDE 0760S08H03	30.0	41.4	95.4	1.4	8.0	2
	5	●	0760S08H05	54.0	65.4	119.4	1.4	8.0	2
	8	●	0760S08H08	78.0	89.4	143.4	1.4	8.0	2
7.7	3	●	MDE 0770S08H03	29.9	41.4	95.4	1.4	8.0	2
	5	●	0770S08H05	53.9	65.4	119.4	1.4	8.0	2
	8	●	0770S08H08	77.9	89.4	143.4	1.4	8.0	2
7.8	3	●	MDE 0780S08H03	29.7	41.4	95.4	1.4	8.0	2
	5	●	0780S08H05	53.7	65.4	119.4	1.4	8.0	2
	8	●	0780S08H08	77.7	89.4	143.4	1.4	8.0	2

材质 ACT100

刀体　刃径ø7.9～9.2mm

尺寸(mm)

刃径 DC	孔深 (L/D)	库存	型　号	有效长度 LU	沟槽长度 LCF	全长 OAL	前端 PL	柄径 DCON	Fig
7.9	3	●	MDE 0790S08H03	29.6	41.4	95.4	1.4	8.0	2
	5	●	0790S08H05	53.6	65.4	119.4	1.4	8.0	2
	8	●	0790S08H08	77.6	89.4	143.4	1.4	8.0	2
8.0	3	●	MDE 0800S08H03	29.5	41.5	95.5	1.5	8.0	2
	5	●	0800S08H05	53.5	65.5	119.5	1.5	8.0	2
	8	●	0800S08H08	77.5	89.5	143.5	1.5	8.0	2
8.1	3	●	MDE 0810S09H03	31.9	44.0	101.5	1.5	9.0	2
	5	●	0810S09H05	57.4	69.5	128.5	1.5	9.0	2
	8	●	0810S09H08	82.9	95.0	155.5	1.5	9.0	2
8.2	3	●	MDE 0820S09H03	31.7	44.0	101.5	1.5	9.0	2
	5	●	0820S09H05	57.2	69.5	128.5	1.5	9.0	2
	8	●	0820S09H08	82.7	95.0	155.5	1.5	9.0	2
8.3	3	●	MDE 0830S09H03	31.6	44.0	101.5	1.5	9.0	2
	5	●	0830S09H05	57.1	69.5	128.5	1.5	9.0	2
	8	●	0830S09H08	82.6	95.0	155.5	1.5	9.0	2
8.4	3	●	MDE 0840S09H03	31.4	44.0	101.5	1.5	9.0	2
	5	●	0840S09H05	56.9	69.5	128.5	1.5	9.0	2
	8	●	0840S09H08	82.4	95.0	155.5	1.5	9.0	2
8.5	3	●	MDE 0850S09H03	31.3	44.0	101.5	1.5	9.0	2
	5	●	0850S09H05	56.8	69.5	128.5	1.5	9.0	2
	8	●	0850S09H08	82.3	95.0	155.5	1.5	9.0	2
8.6	3	●	MDE 0860S09H03	33.7	46.6	101.6	1.6	9.0	2
	5	●	0860S09H05	60.7	73.6	128.6	1.6	9.0	2
	8	●	0860S09H08	87.7	100.6	155.6	1.6	9.0	2
8.7	3	●	MDE 0870S09H03	33.6	46.6	101.6	1.6	9.0	2
	5	●	0870S09H05	60.6	73.6	128.6	1.6	9.0	2
	8	●	0870S09H08	87.6	100.6	155.6	1.6	9.0	2
8.8	3	●	MDE 0880S09H03	33.4	46.6	101.6	1.6	9.0	2
	5	●	0880S09H05	60.4	73.6	128.6	1.6	9.0	2
	8	●	0880S09H08	87.4	100.6	155.6	1.6	9.0	2
8.9	3	●	MDE 0890S09H03	33.3	46.6	101.6	1.6	9.0	2
	5	●	0890S09H05	60.3	73.6	128.6	1.6	9.0	2
	8	●	0890S09H08	87.3	100.6	155.6	1.6	9.0	2
9.0	3	●	MDE 0900S09H03	33.1	46.6	101.6	1.6	9.0	2
	5	●	0900S09H05	60.1	73.6	128.6	1.6	9.0	2
	8	●	0900S09H08	87.1	100.6	155.6	1.6	9.0	2
9.1	3	●	MDE 0910S10H03	35.6	49.2	107.7	1.7	10.0	2
	5	●	0910S10H05	64.1	77.7	137.7	1.7	10.0	2
	8	●	0910S10H08	92.6	106.2	167.7	1.7	10.0	2
9.2	3	●	MDE 0920S10H03	35.4	49.2	107.7	1.7	10.0	2
	5	●	0920S10H05	63.9	77.7	137.7	1.7	10.0	2
	8	●	0920S10H08	92.4	106.2	167.7	1.7	10.0	2

材质 ACT100

NeXEO MDE-H型(内冷式)

碳素钢 合金钢 ~0.28% | 碳素钢 合金钢 0.29%~ | 调质钢 | 高硬度钢 ~45 HRC | 不锈钢 | 钛合金 | 耐热钢 | 铸铁 | 球墨铸铁 | 铝合金 | 铜合金

NX 涂层 | 有油孔 | 3D | 5D | 8D

※h6、h8公差参照N36

Fig 2 (双刃带)

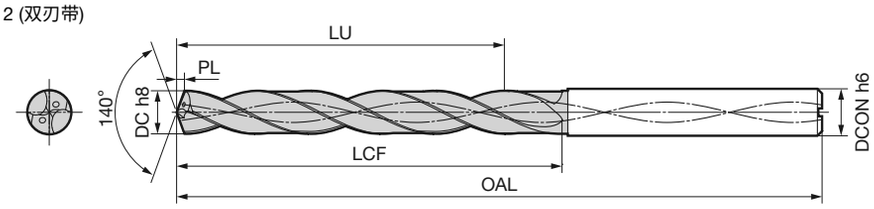

刀体　刃径ø9.24～10.4mm

尺寸(mm)

刃径 DC	孔深 (L/D)	库存	型　号	有效长度 LU	沟槽长度 LCF	全长 OAL	前端 PL	柄径 DCON	Fig
9.24	5	●	MDE 0924S10H05	63.8	77.7	137.7	1.7	10.0	2
9.26	5	●	0926S10H05	63.8	77.7	137.7	1.7	10.0	2
9.3	3	●	MDE 0930S10H03	35.3	49.2	107.7	1.7	10.0	2
	5	●	0930S10H05	63.8	77.7	137.7	1.7	10.0	2
	8	●	0930S10H08	92.3	106.2	167.7	1.7	10.0	2
9.36	5	●	MDE 0936S10H05	63.6	77.7	137.7	1.7	10.0	2
9.38	5	●	0938S10H05	63.6	77.7	137.7	1.7	10.0	2
9.4	3	●	MDE 0940S10H03	35.1	49.2	107.7	1.7	10.0	2
	5	●	0940S10H05	63.6	77.7	137.7	1.7	10.0	2
	8	●	0940S10H08	92.1	106.2	167.7	1.7	10.0	2
9.5	3	●	MDE 0950S10H03	35.0	49.2	107.7	1.7	10.0	2
	5	●	0950S10H05	63.5	77.7	137.7	1.7	10.0	2
	8	●	0950S10H08	92.0	106.2	167.7	1.7	10.0	2
9.52	5	●	MDE 0952S10H05	67.3	81.7	137.7	1.7	10.0	2
9.54	5	●	0954S10H05	67.3	81.7	137.7	1.7	10.0	2
9.6	3	●	MDE 0960S10H03	37.3	51.7	107.7	1.7	10.0	2
	5	●	0960S10H05	67.3	81.7	137.7	1.7	10.0	2
	8	●	0960S10H08	97.3	111.7	167.7	1.7	10.0	2
9.7	3	●	MDE 0970S10H03	37.3	51.8	107.8	1.8	10.0	2
	5	●	0970S10H05	67.3	81.8	137.8	1.8	10.0	2
	8	●	0970S10H08	97.3	111.8	167.8	1.8	10.0	2
9.8	3	●	MDE 0980S10H03	37.1	51.8	107.8	1.8	10.0	2
	5	●	0980S10H05	67.1	81.8	137.8	1.8	10.0	2
	8	●	0980S10H08	97.1	111.8	167.8	1.8	10.0	2
9.9	3	●	MDE 0990S10H03	37.0	51.8	107.8	1.8	10.0	2
	5	●	0990S10H05	67.0	81.8	137.8	1.8	10.0	2
	8	●	0990S10H08	97.0	111.8	167.8	1.8	10.0	2
10.0	3	●	MDE 1000S10H03	36.8	51.8	107.8	1.8	10.0	2
	5	●	1000S10H05	66.8	81.8	137.8	1.8	10.0	2
	8	●	1000S10H08	96.8	111.8	167.8	1.8	10.0	2
10.1	3	●	MDE 1010S11H03	39.2	54.3	117.8	1.8	11.0	2
	5	●	1010S11H05	70.7	85.8	150.8	1.8	11.0	2
	8	●	1010S11H08	102.2	117.3	183.8	1.8	11.0	2
10.2	3	●	MDE 1020S11H03	39.1	54.4	117.9	1.9	11.0	2
	5	●	1020S11H05	70.6	85.9	150.9	1.9	11.0	2
	8	●	1020S11H08	102.1	117.4	183.9	1.9	11.0	2
10.3	3	●	MDE 1030S11H03	39.0	54.4	117.9	1.9	11.0	2
	5	●	1030S11H05	70.5	85.9	150.9	1.9	11.0	2
	8	●	1030S11H08	102.0	117.4	183.9	1.9	11.0	2
10.4	3	●	MDE 1040S11H03	38.8	54.4	117.9	1.9	11.0	2
	5	●	1040S11H05	70.3	85.9	150.9	1.9	11.0	2
	8	●	1040S11H08	101.8	117.4	183.9	1.9	11.0	2

材质 ACT100

刀体　刃径ø10.5～11.7mm

尺寸(mm)

刃径 DC	孔深 (L/D)	库存	型　号	有效长度 LU	沟槽长度 LCF	全长 OAL	前端 PL	柄径 DCON	Fig
10.5	3	●	MDE 1050S11H03	38.7	54.4	117.9	1.9	11.0	2
	5	●	1050S11H05	70.2	85.9	150.9	1.9	11.0	2
	8	●	1050S11H08	101.7	117.4	183.9	1.9	11.0	2
10.6	3	●	MDE 1060S11H03	41.0	56.9	117.9	1.9	11.0	2
	5	●	1060S11H05	74.0	89.9	150.9	1.9	11.0	2
	8	●	1060S11H08	107.0	122.9	183.9	1.9	11.0	2
10.7	3	●	MDE 1070S11H03	40.9	56.9	117.9	1.9	11.0	2
	5	●	1070S11H05	73.9	89.9	150.9	1.9	11.0	2
	8	●	1070S11H08	106.9	122.9	183.9	1.9	11.0	2
10.8	3	●	MDE 1080S11H03	40.8	57.0	118.0	2.0	11.0	2
	5	●	1080S11H05	73.8	90.0	151.0	2.0	11.0	2
	8	●	1080S11H08	106.8	123.0	184.0	2.0	11.0	2
10.9	3	●	MDE 1090S11H03	40.7	57.0	118.0	2.0	11.0	2
	5	●	1090S11H05	73.7	90.0	151.0	2.0	11.0	2
	8	●	1090S11H08	106.7	123.0	184.0	2.0	11.0	2
11.0	3	●	MDE 1100S11H03	40.5	57.0	118.0	2.0	11.0	2
	5	●	1100S11H05	73.5	90.0	151.0	2.0	11.0	2
	8	●	1100S11H08	106.5	123.0	184.0	2.0	11.0	2
11.1	3	●	MDE 1110S12H03	42.9	59.5	124.0	2.0	12.0	2
	5	●	1110S12H05	77.4	94.0	160.0	2.0	12.0	2
	8	●	1110S12H08	111.9	128.5	196.0	2.0	12.0	2
11.2	3	●	MDE 1120S12H03	42.7	59.5	124.0	2.0	12.0	2
	5	●	1120S12H05	77.2	94.0	160.0	2.0	12.0	2
	8	●	1120S12H08	111.7	128.5	196.0	2.0	12.0	2
11.22	5	●	MDE 1122S12H05	77.2	94.0	160.0	2.0	12.0	2
11.24	5	●	1124S12H05	77.2	94.0	160.0	2.0	12.0	2
11.3	3	●	MDE 1130S12H03	42.7	59.6	124.1	2.1	12.0	2
	5	●	1130S12H05	77.2	94.1	160.1	2.1	12.0	2
	8	●	1130S12H08	111.7	128.6	196.1	2.1	12.0	2
11.36	5	●	MDE 1136S12H05	77.0	94.1	160.1	2.1	12.0	2
11.38	5	●	1138S12H05	77.0	94.1	160.1	2.1	12.0	2
11.4	3	●	MDE 1140S12H03	42.5	59.6	124.1	2.1	12.0	2
	5	●	1140S12H05	77.0	94.1	160.1	2.1	12.0	2
	8	●	1140S12H08	111.5	128.6	196.1	2.1	12.0	2
11.5	3	●	MDE 1150S12H03	42.4	59.6	124.1	2.1	12.0	2
	5	●	1150S12H05	76.9	94.1	160.1	2.1	12.0	2
	8	●	1150S12H08	111.4	128.6	196.1	2.1	12.0	2
11.6	3	●	MDE 1160S12H03	44.7	62.1	124.1	2.1	12.0	2
	5	●	1160S12H05	80.7	98.1	160.1	2.1	12.0	2
	8	●	1160S12H08	116.7	134.1	196.1	2.1	12.0	2
11.7	3	●	MDE 1170S12H03	44.6	62.1	124.1	2.1	12.0	2
	5	●	1170S12H05	80.6	98.1	160.1	2.1	12.0	2
	8	●	1170S12H08	116.6	134.1	196.1	2.1	12.0	2

材质 ACT100

多用途钻头

NeXEO MDE-H型(内冷式)

碳素钢,合金钢~0.28% | 碳素钢,合金钢0.29%~ | 调质钢 | 高硬度钢~45 HRC | 不锈钢 | 钛合金 | 耐热钢 | 铸铁 | 球墨铸铁 | 铝合金 | 铜合金

NX 涂层 | 有油孔 | 3D | 5D | 8D

※h6、h8公差参照N36

Fig 2 (双刃带)

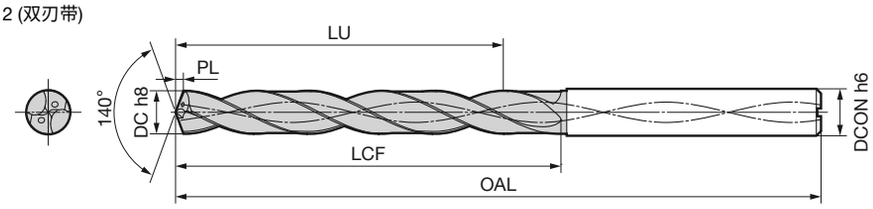

刀体　刃径ø11.8～13.1mm

尺寸(mm)

刃径 DC	孔深 (L/D)	库存	型　号	有效长度 LU	沟槽长度 LCF	全长 OAL	前端 PL	柄径 DCON	Fig
11.8	3	●	MDE 1180S12H03	44.4	62.1	124.1	2.1	12.0	2
	5	●	1180S12H05	80.4	98.1	160.1	2.1	12.0	2
	8	●	1180S12H08	116.4	134.1	196.1	2.1	12.0	2
11.9	3	●	MDE 1190S12H03	44.4	62.2	124.2	2.2	12.0	2
	5	●	1190S12H05	80.4	98.2	160.2	2.2	12.0	2
	8	●	1190S12H08	116.4	134.2	196.2	2.2	12.0	2
12.0	3	●	MDE 1200S12H03	44.2	62.2	124.2	2.2	12.0	2
	5	●	1200S12H05	80.2	98.2	160.2	2.2	12.0	2
	8	●	1200S12H08	116.2	134.2	196.2	2.2	12.0	2
12.1	3	●	MDE 1210S13H03	46.6	64.7	130.2	2.2	13.0	2
	5	●	1210S13H05	84.1	102.2	169.2	2.2	13.0	2
	8	●	1210S13H08	121.6	139.7	208.2	2.2	13.0	2
12.2	3	●	MDE 1220S13H03	46.4	64.7	130.2	2.2	13.0	2
	5	●	1220S13H05	83.9	102.2	169.2	2.2	13.0	2
	8	●	1220S13H08	121.4	139.7	208.2	2.2	13.0	2
12.3	3	●	MDE 1230S13H03	46.3	64.7	130.2	2.2	13.0	2
	5	●	1230S13H05	83.8	102.2	169.2	2.2	13.0	2
	8	●	1230S13H08	121.3	139.7	208.2	2.2	13.0	2
12.4	3	●	MDE 1240S13H03	46.2	64.8	130.3	2.3	13.0	2
	5	●	1240S13H05	83.7	102.3	169.3	2.3	13.0	2
	8	●	1240S13H08	121.2	139.8	208.3	2.3	13.0	2
12.5	3	●	MDE 1250S13H03	46.1	64.8	130.3	2.3	13.0	2
	5	●	1250S13H05	83.6	102.3	169.3	2.3	13.0	2
	8	●	1250S13H08	121.1	139.8	208.3	2.3	13.0	2
12.6	3	●	MDE 1260S13H03	48.4	67.3	130.3	2.3	13.0	2
	5	●	1260S13H05	87.4	106.3	169.3	2.3	13.0	2
	8	●	1260S13H08	126.4	145.3	208.3	2.3	13.0	2
12.7	3	●	MDE 1270S13H03	48.3	67.3	130.3	2.3	13.0	2
	5	●	1270S13H05	87.3	106.3	169.3	2.3	13.0	2
	8	●	1270S13H08	126.3	145.3	208.3	2.3	13.0	2
12.8	3	●	MDE 1280S13H03	48.1	67.3	130.3	2.3	13.0	2
	5	●	1280S13H05	87.1	106.3	169.3	2.3	13.0	2
	8	●	1280S13H08	126.1	145.3	208.3	2.3	13.0	2
12.9	3	●	MDE 1290S13H03	48.0	67.3	130.3	2.3	13.0	2
	5	●	1290S13H05	87.0	106.3	169.3	2.3	13.0	2
	8	●	1290S13H08	126.0	145.3	208.3	2.3	13.0	2
13.0	3	●	MDE 1300S13H03	47.9	67.4	130.4	2.4	13.0	2
	5	●	1300S13H05	86.9	106.4	169.4	2.4	13.0	2
	8	●	1300S13H08	125.9	145.4	208.4	2.4	13.0	2
13.1	3	●	MDE 1310S14H03	50.3	69.9	136.4	2.4	14.0	2
	5	●	1310S14H05	90.8	110.4	178.4	2.4	14.0	2
	8	●	1310S14H08	131.3	150.9	220.4	2.4	14.0	2

材质 ACT100

刀体　刃径ø13.2～14.5mm

尺寸(mm)

刃径 DC	孔深 (L/D)	库存	型　号	有效长度 LU	沟槽长度 LCF	全长 OAL	前端 PL	柄径 DCON	Fig
13.2	3	●	MDE 1320S14H03	50.1	69.9	136.4	2.4	14.0	2
	5	●	1320S14H05	90.6	110.4	178.4	2.4	14.0	2
	8	●	1320S14H08	131.1	150.9	220.4	2.4	14.0	2
13.3	3	●	MDE 1330S14H03	50.0	69.9	136.4	2.4	14.0	2
	5	●	1330S14H05	90.5	110.4	178.4	2.4	14.0	2
	8	●	1330S14H08	131.0	150.9	220.4	2.4	14.0	2
13.4	3	●	MDE 1340S14H03	49.8	69.9	136.4	2.4	14.0	2
	5	●	1340S14H05	90.3	110.4	178.4	2.4	14.0	2
	8	●	1340S14H08	130.8	150.9	220.4	2.4	14.0	2
13.5	3	●	MDE 1350S14H03	49.8	70.0	136.5	2.5	14.0	2
	5	●	1350S14H05	90.3	110.5	178.5	2.5	14.0	2
	8	●	1350S14H08	130.8	151.0	220.5	2.5	14.0	2
13.6	3	●	MDE 1360S14H03	52.1	72.5	136.5	2.5	14.0	2
	5	●	1360S14H05	94.1	114.5	178.5	2.5	14.0	2
	8	●	1360S14H08	136.1	156.5	220.5	2.5	14.0	2
13.7	3	●	MDE 1370S14H03	52.0	72.5	136.5	2.5	14.0	2
	5	●	1370S14H05	94.0	114.5	178.5	2.5	14.0	2
	8	●	1370S14H08	136.0	156.5	220.5	2.5	14.0	2
13.8	3	●	MDE 1380S14H03	51.8	72.5	136.5	2.5	14.0	2
	5	●	1380S14H05	93.8	114.5	178.5	2.5	14.0	2
	8	●	1380S14H08	135.8	156.5	220.5	2.5	14.0	2
13.9	3	●	MDE 1390S14H03	51.7	72.5	136.5	2.5	14.0	2
	5	●	1390S14H05	93.7	114.5	178.5	2.5	14.0	2
	8	●	1390S14H08	135.7	156.5	220.5	2.5	14.0	2
14.0	3	●	MDE 1400S14H03	51.5	72.5	136.5	2.5	14.0	2
	5	●	1400S14H05	93.5	114.5	178.5	2.5	14.0	2
	8	●	1400S14H08	135.5	156.5	220.5	2.5	14.0	2
14.1	3	●	MDE 1410S15H03	54.0	75.1	142.6	2.6	15.0	2
	5	●	1410S15H05	97.5	118.6	187.6	2.6	15.0	2
	8	●	1410S15H08	141.0	162.1	232.6	2.6	15.0	2
14.2	3	●	MDE 1420S15H03	53.8	75.1	142.6	2.6	15.0	2
	5	●	1420S15H05	97.3	118.6	187.6	2.6	15.0	2
	8	●	1420S15H08	140.8	162.1	232.6	2.6	15.0	2
14.3	3	●	MDE 1430S15H03	53.7	75.1	142.6	2.6	15.0	2
	5	●	1430S15H05	97.2	118.6	187.6	2.6	15.0	2
	8	●	1430S15H08	140.7	162.1	232.6	2.6	15.0	2
14.4	3	●	MDE 1440S15H03	53.5	75.1	142.6	2.6	15.0	2
	5	●	1440S15H05	97.0	118.6	187.6	2.6	15.0	2
	8	●	1440S15H08	140.5	162.1	232.6	2.6	15.0	2
14.5	3	●	MDE 1450S15H03	53.4	75.1	142.6	2.6	15.0	2
	5	●	1450S15H05	96.9	118.6	187.6	2.6	15.0	2
	8	●	1450S15H08	140.4	162.1	232.6	2.6	15.0	2

材质 ACT100

NeXEO MDE-H型(内冷式)

碳素钢、合金钢 ~0.28% | 碳素钢、合金钢 0.29%~ | 调质钢 | 高硬度钢 ~45 HRC | 不锈钢 | 钛合金 | 耐热钢 | 铸铁 | 球墨铸铁 | 铝合金 | 铜合金

NX 涂层 | 有油孔 | 3D | 5D | 8D

※h6、h8公差参照N36

Fig 2 (双刃带)

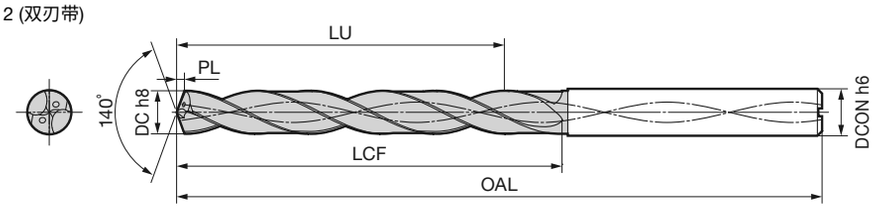

刀体　刃径ø14.6～15.9mm

尺寸(mm)

刃径 DC	孔深 (L/D)	库存	型　号	有效长度 LU	沟槽长度 LCF	全长 OAL	前端 PL	柄径 DCON	Fig
14.6	3	●	MDE 1460S15H03	55.8	77.7	142.7	2.7	15.0	2
	5	●	1460S15H05	100.8	122.7	187.7	2.7	15.0	2
	8	●	1460S15H08	145.8	167.7	232.7	2.7	15.0	2
14.7	3	●	MDE 1470S15H03	55.7	77.7	142.7	2.7	15.0	2
	5	●	1470S15H05	100.7	122.7	187.7	2.7	15.0	2
	8	●	1470S15H08	145.7	167.7	232.7	2.7	15.0	2
14.8	3	●	MDE 1480S15H03	55.5	77.7	142.7	2.7	15.0	2
	5	●	1480S15H05	100.5	122.7	187.7	2.7	15.0	2
	8	●	1480S15H08	145.5	167.7	232.7	2.7	15.0	2
14.9	3	●	MDE 1490S15H03	55.4	77.7	142.7	2.7	15.0	2
	5	●	1490S15H05	100.4	122.7	187.7	2.7	15.0	2
	8	●	1490S15H08	145.4	167.7	232.7	2.7	15.0	2
15.0	3	●	MDE 1500S15H03	55.2	77.7	142.7	2.7	15.0	2
	5	●	1500S15H05	100.2	122.7	187.7	2.7	15.0	2
	8	●	1500S15H08	145.2	167.7	232.7	2.7	15.0	2
15.1	3	●	MDE 1510S16H03	57.6	80.2	148.7	2.7	16.0	2
	5	●	1510S16H05	104.1	126.7	196.7	2.7	16.0	2
	8	●	1510S16H08	150.6	173.2	244.7	2.7	16.0	2
15.2	3	●	MDE 1520S16H03	57.5	80.3	148.8	2.8	16.0	2
	5	●	1520S16H05	104.0	126.8	196.8	2.8	16.0	2
	8	●	1520S16H08	150.5	173.3	244.8	2.8	16.0	2
15.3	3	●	MDE 1530S16H03	57.4	80.3	148.8	2.8	16.0	2
	5	●	1530S16H05	103.9	126.8	196.8	2.8	16.0	2
	8	●	1530S16H08	150.4	173.3	244.8	2.8	16.0	2
15.4	3	●	MDE 1540S16H03	57.2	80.3	148.8	2.8	16.0	2
	5	●	1540S16H05	103.7	126.8	196.8	2.8	16.0	2
	8	●	1540S16H08	150.2	173.3	244.8	2.8	16.0	2
15.5	3	●	MDE 1550S16H03	57.1	80.3	148.8	2.8	16.0	2
	5	●	1550S16H05	103.6	126.8	196.8	2.8	16.0	2
	8	●	1550S16H08	150.1	173.3	244.8	2.8	16.0	2
15.6	3	●	MDE 1560S16H03	59.4	82.8	148.8	2.8	16.0	2
	5	●	1560S16H05	107.4	130.8	196.8	2.8	16.0	2
	8	●	1560S16H08	155.4	178.8	244.8	2.8	16.0	2
15.7	3	●	MDE 1570S16H03	59.4	82.9	148.9	2.9	16.0	2
	5	●	1570S16H05	107.4	130.9	196.9	2.9	16.0	2
	8	●	1570S16H08	155.4	178.9	244.9	2.9	16.0	2
15.8	3	●	MDE 1580S16H03	59.2	82.9	148.9	2.9	16.0	2
	5	●	1580S16H05	107.2	130.9	196.9	2.9	16.0	2
	8	●	1580S16H08	155.2	178.9	244.9	2.9	16.0	2
15.9	3	●	MDE 1590S16H03	59.1	82.9	148.9	2.9	16.0	2
	5	●	1590S16H05	107.1	130.9	196.9	2.9	16.0	2
	8	●	1590S16H08	155.1	178.9	244.9	2.9	16.0	2

材质 ACT100

刀体　刃径ø16.0～20.0mm

尺寸(mm)

刃径 DC	孔深 (L/D)	库存	型　号	有效长度 LU	沟槽长度 LCF	全长 OAL	前端 PL	柄径 DCON	Fig
16.0	3	●	MDE 1600S16H03	58.9	82.9	148.9	2.9	16.0	2
	5	●	1600S16H05	106.9	130.9	196.9	2.9	16.0	2
	8	●	1600S16H08	154.9	178.9	244.9	2.9	16.0	2
16.5	3	●	MDE 1650S17H03	60.8	85.5	155.0	3.0	17.0	2
	5	●	1650S17H05	110.3	135.0	206.0	3.0	17.0	2
17.0	3	●	MDE 1700S17H03	62.6	88.1	155.1	3.1	17.0	2
	5	●	1700S17H05	113.6	139.1	206.1	3.1	17.0	2
17.5	3	●	MDE 1750S18H03	64.5	90.7	161.2	3.2	18.0	2
	5	●	1750S18H05	116.9	143.2	217.3	3.2	18.0	2
18.0	3	●	MDE 1800S18H03	66.3	93.3	161.3	3.3	18.0	2
	5	●	1800S18H05	120.3	147.3	217.3	3.3	18.0	2
18.5	3	●	MDE 1850S19H03	68.2	95.9	167.4	3.4	19.0	2
	5	●	1850S19H05	123.6	151.4	224.4	3.4	19.0	2
19.0	3	●	MDE 1900S19H03	70.0	98.5	167.5	3.5	19.0	2
	5	●	1900S19H05	127.0	155.5	224.5	3.5	19.0	2
19.5	3	●	MDE 1950S20H03	71.8	101.0	173.5	3.5	20.0	2
	5	●	1950S20H05	130.3	159.5	233.5	3.5	20.0	2
20.0	3	●	MDE 2000S20H03	73.6	103.6	173.6	3.6	20.0	2
	5	●	2000S20H05	133.6	163.6	233.6	3.6	20.0	2

材质 ACT100

NeXEO MDE-H型(内冷式)

推荐切削条件(MDE-H型 内冷式 3D/5D/8D)

1. 下述推荐切削条件表为使用水溶性切削油剂时的值。
2. 也可使用MQL供油。但外部混合型MQL装置中柄径(DCON)为ø16mm以上时，有时无法生成MQL，敬请注意。
3. 在夹头上安装钻头时，切刃前端外周部的跳动请控制在0.02mm以下。
4. 请避免沟槽进入夹头内。
5. 工件的咬合部为怪异形状(倾斜、断续等)时，咬合时请减小约一半的进给量。
   *这样仍无法确保加工稳定性时，建议使用平底多用途钻头MDF型对扁平面进行前加工。
6. 贯通的情况下变为断续加工时，与贯通前相比请减小约一半的进给量。

被削材		软钢、低碳钢 SS400・S15C ～160HB		碳素钢 S35C・S50C ～230HB		合金钢 SCM・SCr 20～30HRc		合金钢 SCM・SCr 30～38HRc	
切削速度	刃径ø3以下	30～80m/min		30～80m/min		30～80m/min		30～80m/min	
	刃径ø3以上	60～100m/min		60～120m/min		50～100m/min		40～80m/min	
刃径DC(mm)		转速(min⁻¹)	进给量(mm/rev)	转速(min⁻¹)	进给量(mm/rev)	转速(min⁻¹)	进给量(mm/rev)	转速(min⁻¹)	进给量(mm/rev)
ø1.0		9,500	0.02～0.04	9,500	0.02～0.04	9,500	0.02～0.04	9,500	0.02～0.03
ø1.5		8,500	0.03～0.06	8,500	0.03～0.06	8,500	0.03～0.06	8,500	0.03～0.06
ø2.0		9,000	0.04～0.08	8,000	0.04～0.08	8,000	0.04～0.08	8,000	0.04～0.08
ø2.5		9,500	0.04～0.08	9,000	0.04～0.08	8,500	0.04～0.08	7,600	0.04～0.08
ø3.0		9,600	0.05～0.12	8,500	0.05～0.12	7,500	0.05～0.12	6,400	0.05～0.12
ø4.0		7,200	0.07～0.17	6,400	0.07～0.17	5,600	0.07～0.17	4,800	0.07～0.17
ø5.0		5,800	0.08～0.20	5,100	0.08～0.20	4,500	0.08～0.20	3,900	0.08～0.20
ø6.0		4,800	0.10～0.20	4,300	0.10～0.20	3,800	0.10～0.20	3,200	0.10～0.20
ø7.0		4,100	0.12～0.23	3,700	0.12～0.23	3,200	0.12～0.23	2,800	0.12～0.23
ø8.0		3,600	0.12～0.25	3,200	0.12～0.25	2,800	0.12～0.25	2,400	0.12～0.25
ø9.0		3,200	0.14～0.25	2,900	0.14～0.25	2,500	0.14～0.25	2,200	0.14～0.25
ø10.0		2,900	0.16～0.28	2,600	0.16～0.28	2,300	0.16～0.28	2,000	0.16～0.28
ø11.0		2,700	0.18～0.30	2,400	0.18～0.30	2,100	0.18～0.30	1,800	0.18～0.30
ø12.0		2,400	0.20～0.30	2,200	0.20～0.30	1,900	0.20～0.30	1,600	0.20～0.30
ø14.0		2100	0.20～0.30	1,900	0.20～0.30	1,600	0.20～0.30	1,400	0.20～0.30
ø16.0		1,800	0.20～0.30	1,600	0.20～0.30	1,400	0.20～0.30	1,200	0.20～0.30
ø18.0		1,600	0.20～0.30	1,500	0.20～0.30	1,300	0.20～0.30	1,100	0.20～0.30
ø20.0		1,500	0.20～0.30	1,300	0.20～0.30	1,200	0.20～0.30	1,000	0.20～0.30
高效率产品		HGS型		HGS型		HGS型		HGS型	

被削材		铸铁 FC250 ～280HB		球墨铸铁 FCD450・FCD600 ～270HB		不锈钢 SUS304・SUS410 ～200HB		特殊钢、预硬钢 SKS2・SKD61(非调质) 30～38HRc	
切削速度	刃径ø3以下	30～80m/min		30～80m/min		30～80m/min		30～60m/min	
	刃径ø3以上	60～100m/min		50～100m/min		40～80m/min		30～60m/min	
刃径DC(mm)		转速(min⁻¹)	进给量(mm/rev)	转速(min⁻¹)	进给量(mm/rev)	转速(min⁻¹)	进给量(mm/rev)	转速(min⁻¹)	进给量(mm/rev)
ø1.0		9,500	0.02～0.04	9,500	0.02～0.04	9,500	0.02～0.03	9,500	0.02～0.03
ø1.5		8,500	0.03～0.06	8,500	0.03～0.06	8,500	0.02～0.05	8,500	0.02～0.04
ø2.0		8,000	0.04～0.08	8,000	0.04～0.08	8,000	0.03～0.06	7,100	0.03～0.06
ø2.5		9,000	0.04～0.08	8,500	0.04～0.08	7,600	0.03～0.07	5,700	0.03～0.06
ø3.0		8,500	0.06～0.15	7,500	0.05～0.12	6,400	0.05～0.12	4,800	0.05～0.10
ø4.0		6,400	0.08～0.18	5,600	0.07～0.17	4,800	0.07～0.17	3,600	0.06～0.13
ø5.0		5,100	0.10～0.20	4,500	0.08～0.20	3,900	0.08～0.20	2,900	0.07～0.15
ø6.0		4,300	0.12～0.23	3,800	0.10～0.20	3,200	0.10～0.20	2,400	0.08～0.18
ø7.0		3,700	0.12～0.23	3,200	0.12～0.23	2,800	0.10～0.23	2,100	0.10～0.20
ø8.0		3,200	0.18～0.25	2,800	0.12～0.25	2,400	0.10～0.20	1,800	0.12～0.22
ø9.0		2,900	0.17～0.25	2,500	0.14～0.25	2,200	0.12～0.23	1,600	0.14～0.22
ø10.0		2,600	0.18～0.28	2,300	0.16～0.28	2,000	0.12～0.23	1,500	0.16～0.25
ø11.0		2,400	0.20～0.30	2,100	0.18～0.30	1,800	0.15～0.25	1,400	0.18～0.28
ø12.0		2,200	0.20～0.30	1,900	0.20～0.30	1,600	0.15～0.25	1,200	0.18～0.28
ø14.0		1,900	0.20～0.30	1,600	0.20～0.30	1,400	0.15～0.25	1,100	0.18～0.30
ø16.0		1,600	0.20～0.30	1,400	0.20～0.30	1,200	0.15～0.25	900	0.18～0.30
ø18.0		1,500	0.20～0.30	1,300	0.20～0.30	1,100	0.15～0.25	800	0.18～0.30
ø20.0		1,300	0.20～0.30	1,200	0.20～0.30	1,000	0.15～0.25	720	0.18～0.30
高效率产品		HX型(HY型)		HX型(HY型)		MDM型		HGS型	

MDF型

■ 概要

平底多用途钻头MDF型是可在锪孔加工的高效化以及在倾斜面和曲面上进行钻孔加工等各种用途中使用的整体硬质合金钻头。

■ 特长、用途

- **通过前端角180°设计应对各种钻孔**
  可应对高效锪孔加工、在倾斜面和圆筒面等非平面上钻孔、断续钻孔等。还在抑制出口侧毛刺方面发挥效果。
- **加工的稳定性提高**
  采用加厚面壁的RS横刃修薄，实现了高刚性。
- **优异的切屑排出性能**
  通过宽大的排屑槽、高品相前刀面形状，实现了优异的切屑排出性能。
- **高刀尖强度**
  通过最佳刃先设计实现了高刀尖强度。
- **适用于内冷式**
  实现更深孔加工。

■ 抑制出口侧毛刺

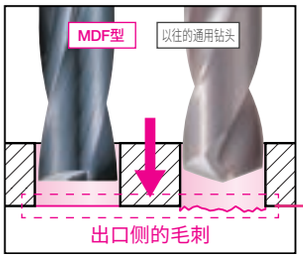

被 削 材：SCM415
设　　备：BT40 立式M/C
使用刀具：MDF 0500S2D (ø5.0mm×2D)
切削条件：VC=65m/min, f=0.12mm/rev, H=10mm, 150孔 Wet

与通用钻头相比，出口毛刺被抑制到1/2以下



平底多用途钻头 MDF型



以往的通用钻头

■ 加工用途

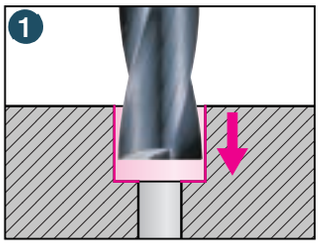

高效锪孔加工

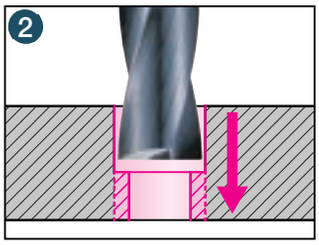

扩孔加工

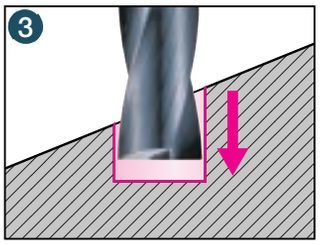

在非平面上的钻孔加工
(倾斜面、圆筒面等)

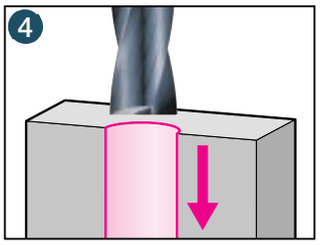

断续钻孔加工

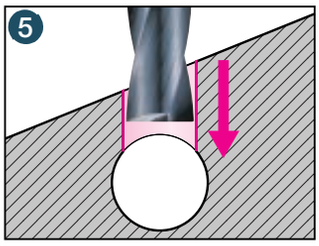

交叉孔加工

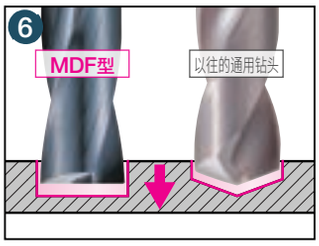

薄板的丝锥底孔加工

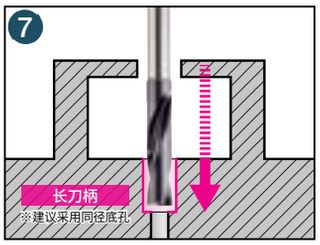

深处锪孔加工

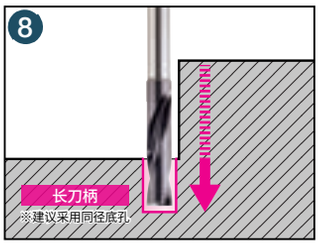

避免与被削材之间的干涉

MDF型

长刀柄型(MDF-L型 2D) 适用于大悬伸量条件下的平面加工、扩孔、抑制毛刺！

●用于较深位置的平面加工、避免与被削材之间的干涉。
※使用长刀柄型进行加工时，需要同径底孔
或大于刀具直径的中心孔。

DC＜6mm　带阶梯钻杆产品

DC≥6mm　带逆阶梯钻杆产品

带油孔(MDF-H型 3D/5D)～5D深孔用！

●采用内冷式可对应深平孔加工。
※使用油孔L/D=5进行加工时，需要同径底孔
或大于刀具直径的中心孔。

深孔锪孔加工

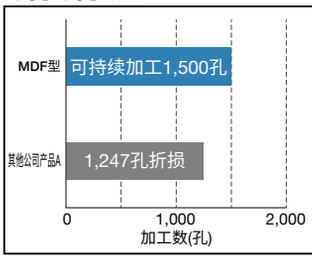

被 削 材：S50C
使用刀具：MDF 0600H5D(ø6)
切削条件：
vc=140m/min, f=0.15mm/rev
H=30mm(5D), 内冷式
悬伸量45mm, 底孔深度3mm(ø6)

长悬伸长度锪孔加工

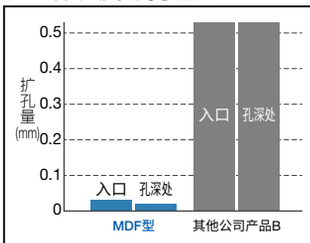

被 削 材：S50C
使用刀具：MDF 0600H3D(ø6)
切削条件：
vc=90m/min, f=0.1mm/rev
H=18mm(3D), 内冷式
悬伸量 35mm

倾斜面的钻孔

被 削 材：SCM415
使用刀具：MDF 0500S2D(ø5)
切削条件：
vc=65m/min, f=0.08mm/rev
H=10mm, 外部MQL

抑制贯穿时的毛刺和斗笠盖的残留



被 削 材：SS400
使用刀具：MDF 1000S2D(ø10)
切削条件：
vc=75m/min, f=0.12mm/rev
H=5mm, 外部MQL

■ 平底钻/通用钻/立铣刀的区分使用

刀具	平底钻 MDF型		通用钻头 GS型/HGS型		锪孔加工用立铣刀 GSXMILL槽型	
孔底形状	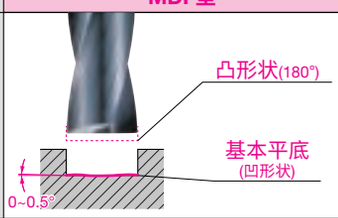		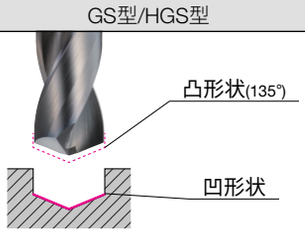		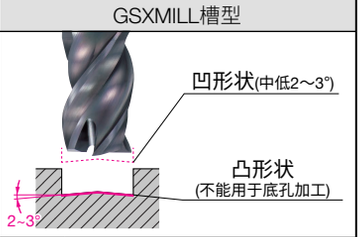	
平面的钻孔	○	与通用钻头相比 约1/2 的进给	◎	最适合	△	仅限1D以内 低进给 与通用钻头相比 1/5 以下的进给
非平面的钻孔	◎	最适合(建议2D以内)	×	不可	○	仅限1D以内 低进给 与平底钻相比 1/2 以下的进给
横向进给	×	不可	×	不可	◎	最适合

■ 系列构成

供油方法	型　号	刃径范围 (mm)	孔深(L/D)	内容
外冷	MDF□□□□S2D	ø0.3～20.0	～2	188型号库存
	MDF□□□□L2D	ø3.0～20.0	～2	115型号库存
内冷	MDF□□□□H3D	ø3.0～16.0	～3	99型号库存
	MDF□□□□H5D	ø3.0～16.0	～5	99型号库存

平底多用途钻头

MDF-S型(外冷式)

碳素钢、合金钢 ~0.28% | 碳素钢、合金钢 0.29%~ | 调质钢 | 高硬度钢 ~45 HRC | 不锈钢 | 钛合金 | 耐热钢 | 铸铁 | 球墨铸铁 | 铝合金

PVD 涂层 | 2D

※h6、h8公差参照N36

Fig 1

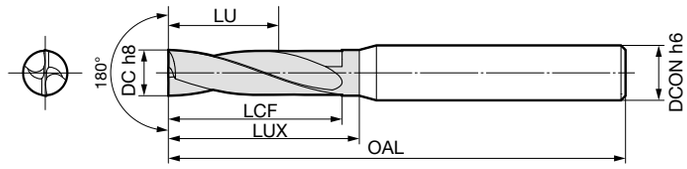

刀体　刃径ø0.3～5.1mm

尺寸(mm)

刃径 DC	孔深 (L/D)	库存	型号	有效长度 LU	沟槽长度 LCF	刀头长 LUX	全长 OAL	柄径 DCON	Fig
0.3*	2	●	MDF 0030S2D*	0.9	1.0	1.3	40	3.0	1
0.4*		●	0040S2D*	1.2	1.4	1.7	40	3.0	1
0.5		●	0050S2D	1.5	2.0	2.3	40	3.0	1
0.6		●	0060S2D	1.8	2.4	2.7	40	3.0	1
0.7		●	0070S2D	2.1	2.8	3.1	40	3.0	1
0.8		●	0080S2D	2.4	3.2	3.5	40	3.0	1
0.9		●	0090S2D	2.7	3.6	3.9	40	3.0	1
1.0	2	●	MDF 0100S2D	3.0	4.0	4.3	45	3.0	1
1.1		●	0110S2D	3.3	4.4	4.7	45	3.0	1
1.2		●	0120S2D	3.6	4.8	5.1	45	3.0	1
1.3		●	0130S2D	3.9	5.2	5.5	45	3.0	1
1.4		●	0140S2D	4.2	5.6	5.9	45	3.0	1
1.5		●	0150S2D	4.5	6.0	6.3	45	3.0	1
1.6		●	0160S2D	4.8	6.4	6.7	45	3.0	1
1.7		●	0170S2D	5.1	6.8	7.1	45	3.0	1
1.8		●	0180S2D	5.4	7.2	7.5	45	3.0	1
1.9		●	0190S2D	5.7	7.6	7.9	45	3.0	1
2.0	2	●	MDF 0200S2D	6.0	8.0	8.3	50	4.0	1
2.1		●	0210S2D	6.3	8.4	8.7	50	4.0	1
2.2		●	0220S2D	6.6	8.8	9.1	50	4.0	1
2.3		●	0230S2D	6.9	9.2	9.5	50	4.0	1
2.4		●	0240S2D	7.2	9.6	9.9	50	4.0	1
2.5		●	0250S2D	7.5	10.0	10.5	50	4.0	1
2.6		●	0260S2D	7.8	10.4	11.1	50	4.0	1
2.7		●	0270S2D	8.1	10.8	11.7	50	4.0	1
2.76		●	0276S2D	8.3	11.0	12.0	50	4.0	1
2.78		●	0278S2D	8.3	11.1	12.1	50	4.0	1
2.8		●	0280S2D	8.4	11.2	12.2	50	4.0	1
2.9		●	0290S2D	8.7	11.6	12.8	50	4.0	1
3.0		●	0300S2D	9.0	12.0	12.3	50	6.0	1
3.1		●	0310S2D	9.3	12.4	12.7	50	6.0	1
3.2		●	0320S2D	9.6	12.8	13.1	50	6.0	1
3.3		●	0330S2D	9.9	13.2	13.5	50	6.0	1
3.4		●	0340S2D	10.2	13.6	13.9	50	6.0	1
3.5		●	0350S2D	10.5	14.0	14.3	50	6.0	1
3.6		●	0360S2D	10.8	14.4	14.9	50	6.0	1
3.66		●	0366S2D	10.9	14.6	15.3	50	6.0	1
3.68		●	0368S2D	11.0	14.7	15.4	50	6.0	1
3.7		●	0370S2D	11.1	14.8	15.5	50	6.0	1
3.8		●	0380S2D	11.4	15.2	16.0	50	6.0	1
3.9		●	0390S2D	11.7	15.6	16.6	50	6.0	1
4.0		●	0400S2D	12.0	16.0	17.2	50	6.0	1
4.1	2	●	MDF 0410S2D	12.3	16.4	17.8	60	6.0	1
4.2		●	0420S2D	12.6	16.8	18.4	60	6.0	1
4.3		●	0430S2D	12.9	17.2	18.9	60	6.0	1
4.4		●	0440S2D	13.2	17.6	19.5	60	6.0	1
4.5		●	0450S2D	13.5	18.0	20.1	60	6.0	1
4.6		●	0460S2D	13.8	18.4	20.7	60	6.0	1
4.62		●	0462S2D	13.8	18.4	20.9	60	6.0	1
4.64		●	0464S2D	13.9	18.5	21.0	60	6.0	1
4.7		●	0470S2D	14.1	18.8	21.3	60	6.0	1
4.8		●	0480S2D	14.4	19.2	21.8	60	6.0	1
4.9		●	0490S2D	14.7	19.6	22.4	60	6.0	1
5.0		●	0500S2D	15.0	20.0	23.0	60	6.0	1
5.1		●	0510S2D	15.3	20.4	23.6	60	6.0	1

*ø0.5mm以上采用RS横刃修薄。
材质 ACF75

刀体　刃径ø5.2～9.52mm

尺寸(mm)

刃径 DC	孔深 (L/D)	库存	型号	有效长度 LU	沟槽长度 LCF	刀头长 LUX	全长 OAL	柄径 DCON	Fig
5.2	2	●	MDF 0520S2D	15.6	20.8	24.2	60	6.0	1
5.3		●	0530S2D	15.9	21.2	24.7	60	6.0	1
5.4		●	0540S2D	16.2	21.6	25.3	60	6.0	1
5.5		●	0550S2D	16.5	22.0	25.9	60	6.0	1
5.52		●	0552S2D	16.5	22.0	26.1	60	6.0	1
5.54		●	0554S2D	16.6	22.1	26.2	60	6.0	1
5.6		●	0560S2D	16.8	22.4	26.5	60	6.0	1
5.7		●	0570S2D	17.1	22.8	27.1	60	6.0	1
5.8		●	0580S2D	17.4	23.2	27.6	60	6.0	1
5.9		●	0590S2D	17.7	23.6	28.2	60	6.0	1
6.0	2	●	MDF 0600S2D	18.0	24.0	28.8	60	6.0	1
6.1		●	0610S2D	18.3	24.4	27.4	70	8.0	1
6.2		●	0620S2D	18.6	24.8	28.0	70	8.0	1
6.3		●	0630S2D	18.9	25.2	28.5	70	8.0	1
6.4		●	0640S2D	19.2	25.6	29.1	70	8.0	1
6.5		●	0650S2D	19.5	26.0	29.7	70	8.0	1
6.6		●	0660S2D	19.8	26.4	30.3	70	8.0	1
6.7		●	0670S2D	20.1	26.8	30.9	70	8.0	1
6.8		●	0680S2D	20.4	27.2	31.4	70	8.0	1
6.9		●	0690S2D	20.7	27.6	32.0	70	8.0	1
7.0		●	0700S2D	21.0	28.0	32.6	70	8.0	1
7.1		●	0710S2D	21.3	28.4	33.2	70	8.0	1
7.2		●	0720S2D	21.6	28.8	33.8	70	8.0	1
7.3		●	0730S2D	21.9	29.2	34.3	70	8.0	1
7.36		●	0736S2D	22.0	29.4	34.7	70	8.0	1
7.38		●	0738S2D	22.1	29.5	34.8	70	8.0	1
7.4		●	0740S2D	22.2	29.6	34.9	70	8.0	1
7.5		●	0750S2D	22.5	30.0	35.5	70	8.0	1
7.52		●	0752S2D	22.5	30.0	35.7	70	8.0	1
7.54		●	0754S2D	22.6	30.1	35.8	70	8.0	1
7.6		●	0760S2D	22.8	30.4	36.1	70	8.0	1
7.7		●	0770S2D	23.1	30.8	36.7	70	8.0	1
7.8		●	0780S2D	23.4	31.2	37.2	70	8.0	1
7.9		●	0790S2D	23.7	31.6	37.8	70	8.0	1
8.0		●	0800S2D	24.0	32.0	38.4	70	8.0	1
8.1	2	●	MDF 0810S2D	24.3	32.4	37.0	80	10.0	1
8.2		●	0820S2D	24.6	32.8	37.6	80	10.0	1
8.3		●	0830S2D	24.9	33.2	38.1	80	10.0	1
8.4		●	0840S2D	25.2	33.6	38.7	80	10.0	1
8.5		●	0850S2D	25.5	34.0	39.3	80	10.0	1
8.6		●	0860S2D	25.8	34.4	39.9	80	10.0	1
8.7		●	0870S2D	26.1	34.8	40.5	80	10.0	1
8.8		●	0880S2D	26.4	35.2	41.0	80	10.0	1
8.9		●	0890S2D	26.7	35.6	41.6	80	10.0	1
9.0		●	0900S2D	27.0	36.0	42.2	80	10.0	1
9.1		●	0910S2D	27.3	36.4	42.8	80	10.0	1
9.2		●	0920S2D	27.6	36.8	43.4	80	10.0	1
9.24		●	0924S2D	27.7	36.9	43.6	80	10.0	1
9.26		●	0926S2D	27.7	37.0	43.7	80	10.0	1
9.3		●	0930S2D	27.9	37.2	43.9	80	10.0	1
9.36		●	0936S2D	28.0	37.4	44.3	80	10.0	1
9.38		●	0938S2D	28.1	37.5	44.4	80	10.0	1
9.4		●	0940S2D	28.2	37.6	44.5	80	10.0	1
9.5		●	0950S2D	28.5	38.0	45.1	80	10.0	1
9.52		●	0952S2D	28.5	38.0	45.3	80	10.0	1

材质 ACF75

平底多用途钻头

MDF-S型(外冷式)

碳素钢,合金钢~0.28% | 碳素钢,合金钢0.29%~ | 调质钢 | 高硬度钢~45 HRC | 不锈钢 | 钛合金 | 耐热钢 | 铸铁 | 球墨铸铁 | 铝合金

PVD 涂层 | 2D

※h6、h8公差参照N36

Fig 1

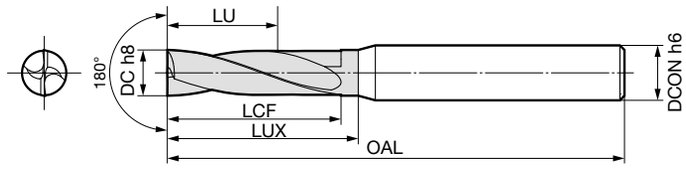

刀体　刃径ø9.54～14.5mm

尺寸(mm)

刃径 DC	孔深 (L/D)	库存	型　号	有效长度 LU	沟槽长度 LCF	刀头长 LUX	全长 OAL	柄径 DCON	Fig
9.54	2	●	MDF 0954S2D	28.6	38.1	45.4	80	10.0	1
9.6		●	0960S2D	28.8	38.4	45.7	80	10.0	1
9.7		●	0970S2D	29.1	38.8	46.3	80	10.0	1
9.8		●	0980S2D	29.4	39.2	46.8	80	10.0	1
9.9		●	0990S2D	29.7	39.6	47.4	80	10.0	1
10.0		●	1000S2D	30.0	40.0	48.0	80	10.0	1
10.1	2	●	MDF 1010S2D	30.3	40.4	46.6	90	12.0	1
10.2		●	1020S2D	30.6	40.8	47.2	90	12.0	1
10.3		●	1030S2D	30.9	41.2	47.7	90	12.0	1
10.4		●	1040S2D	31.2	41.6	48.3	90	12.0	1
10.5		●	1050S2D	31.5	42.0	48.9	90	12.0	1
10.6		●	1060S2D	31.8	42.4	49.5	90	12.0	1
10.7		●	1070S2D	32.1	42.8	50.1	90	12.0	1
10.8		●	1080S2D	32.4	43.2	50.6	90	12.0	1
10.9		●	1090S2D	32.7	43.6	51.2	90	12.0	1
11.0		●	1100S2D	33.0	44.0	51.8	90	12.0	1
11.1		●	1110S2D	33.3	44.4	52.4	90	12.0	1
11.2		●	1120S2D	33.6	44.8	53.0	90	12.0	1
11.22		●	1122S2D	33.6	44.8	53.1	90	12.0	1
11.24		●	1124S2D	33.7	44.9	53.2	90	12.0	1
11.3		●	1130S2D	33.9	45.2	53.5	90	12.0	1
11.36		●	1136S2D	34.0	45.4	53.9	90	12.0	1
11.38		●	1138S2D	34.1	45.5	54.0	90	12.0	1
11.4		●	1140S2D	34.2	45.6	54.1	90	12.0	1
11.5		●	1150S2D	34.5	46.0	54.7	90	12.0	1
11.6		●	1160S2D	34.8	46.4	55.3	90	12.0	1
11.7		●	1170S2D	35.1	46.8	55.9	90	12.0	1
11.8		●	1180S2D	35.4	47.2	56.4	90	12.0	1
11.9		●	1190S2D	35.7	47.6	57.0	90	12.0	1
12.0		●	1200S2D	36.0	48.0	57.6	90	12.0	1
12.1	2	●	MDF 1210S2D	36.3	48.4	52.3	100	14.0	1
12.2		●	1220S2D	36.6	48.8	52.7	100	14.0	1
12.3		●	1230S2D	36.9	49.2	53.1	100	14.0	1
12.4		●	1240S2D	37.2	49.6	53.6	100	14.0	1
12.5		●	1250S2D	37.5	50.0	54.0	100	14.0	1
12.6		●	1260S2D	37.8	50.4	55.1	100	14.0	1
12.7		●	1270S2D	38.1	50.8	55.5	100	14.0	1
12.8		●	1280S2D	38.4	51.2	55.9	100	14.0	1
12.9		●	1290S2D	38.7	51.6	56.4	100	14.0	1
13.0		●	1300S2D	39.0	52.0	56.8	100	14.0	1
13.1		●	1310S2D	39.3	52.4	57.8	110	14.0	1
13.2		●	1320S2D	39.6	52.8	58.3	110	14.0	1
13.3		●	1330S2D	39.9	53.2	58.7	110	14.0	1
13.4		●	1340S2D	40.2	53.6	59.2	110	14.0	1
13.5		●	1350S2D	40.5	54.0	59.6	110	14.0	1
13.6		●	1360S2D	40.8	54.4	60.6	110	14.0	1
13.7		●	1370S2D	41.1	54.8	61.1	110	14.0	1
13.8		●	1380S2D	41.4	55.2	61.5	110	14.0	1
13.9		●	1390S2D	41.7	55.6	62.0	110	14.0	1
14.0		●	1400S2D	42.0	56.0	62.4	110	14.0	1
14.1		●	1410S2D	42.3	56.4	63.4	110	16.0	1
14.2		●	1420S2D	42.6	56.8	63.9	110	16.0	1
14.3		●	1430S2D	42.9	57.2	64.3	110	16.0	1
14.4		●	1440S2D	43.2	57.6	64.8	110	16.0	1
14.5		●	1450S2D	43.5	58.0	65.2	110	16.0	1

材质 ACF75

刀体　刃径ø14.6～20.0mm

尺寸(mm)

刃径 DC	孔深 (L/D)	库存	型　号	有效长度 LU	沟槽长度 LCF	刀头长 LUX	全长 OAL	柄径 DCON	Fig
14.6	2	●	MDF 1460S2D	43.8	58.4	66.2	110	16.0	1
14.7		●	1470S2D	44.1	58.8	66.6	110	16.0	1
14.8		●	1480S2D	44.4	59.2	67.1	110	16.0	1
14.9		●	1490S2D	44.7	59.6	67.5	110	16.0	1
15.0		●	1500S2D	45.0	60.0	68.0	110	16.0	1
15.1	2	●	MDF 1510S2D	45.3	60.4	69.0	115	16.0	1
15.2		●	1520S2D	45.6	60.8	69.4	115	16.0	1
15.3		●	1530S2D	45.9	61.2	69.9	115	16.0	1
15.4		●	1540S2D	46.2	61.6	70.3	115	16.0	1
15.5		●	1550S2D	46.5	62.0	70.8	115	16.0	1
15.6		●	1560S2D	46.8	62.4	71.8	115	16.0	1
15.7		●	1570S2D	47.1	62.8	72.2	115	16.0	1
15.8		●	1580S2D	47.4	63.2	72.7	115	16.0	1
15.9		●	1590S2D	47.7	63.6	73.1	115	16.0	1
16.0		●	1600S2D	48.0	64.0	73.6	115	16.0	1
16.5	2	●	MDF 1650S2D	49.5	66.0	72.4	125	18.0	1
17.0		●	1700S2D	51.0	68.0	75.2	125	18.0	1
17.5	2	●	MDF 1750S2D	52.5	70.0	78.0	130	18.0	1
18.0		●	1800S2D	54.0	72.0	80.8	130	18.0	1
18.5	2	●	MDF 1850S2D	55.5	74.0	83.6	140	20.0	1
19.0		●	1900S2D	57.0	76.0	86.4	140	20.0	1
19.5		●	1950S2D	58.5	78.0	89.2	140	20.0	1
20.0		●	2000S2D	60.0	80.0	92.0	140	20.0	1

材质 ACF75

MDF-S型(外冷式)

推荐切削条件 (2D用)

1. 推荐孔深为2×DC。倾斜面加工是从被削材最上部开始的深度。
2. 切削条件是在平面上钻孔时的推荐条件。
3. 对倾斜面进行孔加工时，请根据倾斜角度调整进给速度。
4. 倾斜角度30°以下时，请将进给速度设定为70%以下。
5. 倾斜角度超过30°时，请将进给速度设定为50%以下。
6. 本产品为钻孔加工用刀具。不能进行横向进给、螺旋等的加工。

(n：转速min^{-1}　vc：切削速度 m/min　f：进给量 mm/rev)

刃径DC (mm)	切削条件	软钢/一般钢 (～250HB)	合金钢 (～300HB)	高硬度材 (～50HRC)	不锈钢 (～200HB)	灰口铸铁 FC250	球墨铸铁 FCD450	铝合金
ø0.5	n	25,500	22,300	12,700	12,700	25,500	19,000	51,000
	vc	30 - **40** - 50	30 - **35** - 40	15 - **20** - 25	15 - **20** - 25	30 - **40** - 50	20 - **30** - 40	60 - **80** - 100
	f	0.004-**0.005**-0.006	0.004-**0.005**-0.006	0.001-**0.002**-0.003	0.003-**0.004**-0.005	0.004-**0.005**-0.006	0.001-**0.003**-0.005	0.003-**0.005**-0.007
ø1.0	n	17,500	14,300	9,500	8,000	17,500	12,700	32,000
	vc	45 - **55** - 65	35 - **45** - 55	20 - **30** - 40	20 - **25** - 30	45 - **55** - 65	30 - **40** - 50	80 - **100** - 120
	f	0.01 - **0.03** - 0.05	0.01 - **0.03** - 0.05	0.002-**0.006**- 0.01	0.005-**0.007**- 0.01	0.01 - **0.03** - 0.05	0.005- **0.01** -0.015	0.01 - **0.02** - 0.03
ø2.0	n	9,500	8,000	4,800	4,800	9,500	8,800	17,500
	vc	50 - **60** - 70	40 - **50** - 60	20 - **30** - 40	20 - **30** - 40	50 - **60** - 70	45 - **55** - 65	90 - **110** - 130
	f	0.02 - **0.04** - 0.06	0.02 - **0.04** - 0.06	0.01 -**0.018**-0.025	0.01 -**0.015**- 0.02	0.02 - **0.04** - 0.06	0.015- **0.03** -0.045	0.03 - **0.05** - 0.07
ø4.0	n	6,000	5,200	3,400	2,400	6,000	5,200	8,800
	vc	60 - **75** - 90	50 - **65** - 80	20 - **30** - 40	20 - **30** - 40	60 - **75** - 90	55 - **65** - 75	90 - **110** - 130
	f	0.06 - **0.08** - 0.10	0.05 - **0.08** - 0.10	0.01 - **0.02** - 0.03	0.01 - **0.02** - 0.03	0.06 - **0.08** - 0.10	0.04 - **0.06** - 0.08	0.06 - **0.08** - 0.10
ø6.0	n	4,000	3,400	1,600	1,600	4,000	3,700	5,800
	vc	60 - **75** - 90	50 - **65** - 80	20 - **30** - 40	20 - **30** - 50	60 - **75** - 90	60 - **70** - 80	90 - **110** - 130
	f	0.05 - **0.10** - 0.15	0.05 - **0.10** - 0.15	0.04 - **0.06** - 0.08	0.03 - **0.04** - 0.05	0.05 - **0.10** - 0.15	0.06 - **0.09** - 0.12	0.05 - **0.10** - 0.15
ø8.0	n	3,000	2,600	1,200	1,200	3,000	2,800	4,400
	vc	60 - **75** - 90	50 - **65** - 80	20 - **30** - 40	20 - **30** - 50	60 - **75** - 90	60 - **70** - 80	90 - **110** - 130
	f	0.10 - **0.15** - 0.20	0.10 - **0.15** - 0.20	0.06 - **0.08** - 0.10	0.04 - **0.06** - 0.08	0.10 - **0.15** - 0.20	0.10 - **0.12** - 0.15	0.10 - **0.15** - 0.20
ø10.0	n	2,400	2,100	950	950	2,400	2,200	3,500
	vc	60 - **75** - 90	50 - **65** - 80	20 - **30** - 40	20 - **30** - 50	60 - **75** - 90	60 - **70** - 80	90 - **110** - 130
	f	0.12 - **0.17** - 0.22	0.12 - **0.17** - 0.22	0.08 - **0.10** - 0.12	0.06 - **0.08** - 0.10	0.12 - **0.17** - 0.22	0.12 - **0.15** - 0.18	0.12 - **0.17** - 0.22
ø12.0	n	2,000	1,700	800	800	2,000	1,900	2,900
	vc	60 - **75** - 90	50 - **65** - 80	20 - **30** - 40	20 - **30** - 50	60 - **75** - 90	60 - **70** - 80	90 - **110** - 130
	f	0.15 - **0.20** - 0.25	0.15 - **0.20** - 0.25	0.12 - **0.15** - 0.18	0.08 - **0.10** - 0.12	0.15 - **0.20** - 0.25	0.15 - **0.18** - 0.20	0.15 - **0.20** - 0.25
ø16.0	n	1,500	1,300	600	600	1,500	1,400	2,200
	vc	60 - **75** - 90	50 - **65** - 80	20 - **30** - 40	20 - **30** - 50	60 - **75** - 90	60 - **70** - 80	90 - **110** - 130
	f	0.20 - **0.25** - 0.30	0.20 - **0.25** - 0.30	0.14 - **0.17** - 0.20	0.10 - **0.15** - 0.20	0.17 - **0.22** - 0.27	0.15 - **0.20** - 0.25	0.20 - **0.25** - 0.30
ø20.0	n	1,200	1,000	480	480	1,200	1,100	1,750
	vc	60 - **75** - 90	50 - **65** - 80	20 - **30** - 40	20 - **30** - 50	60 - **75** - 90	60 - **70** - 80	90 - **110** - 130
	f	0.25 - **0.30** - 0.35	0.25 - **0.30** - 0.35	0.16 - **0.19** - 0.22	0.15 - **0.20** - 0.25	0.25 - **0.30** - 0.35	0.20 - **0.25** - 0.30	0.25 - **0.30** - 0.35

※ 机床转速在上述切削速度以下时，请尽可能提高转速。
切削速度不足可能使钻头寿命缩短。

下限值- **推荐值**- 上限值

MEMO

MDF-L型 长刀柄(外冷式)

碳素钢、合金钢 ~0.28% | 碳素钢、合金钢 0.29%~ | 调质钢 | 高硬度钢 ~45 HRC | 不锈钢 | 铸铁 | 球墨铸铁 | 铝合金

PVD 涂层 | 2D

※h6、h8公差参照N36

Fig 1 (DC≤DCON)

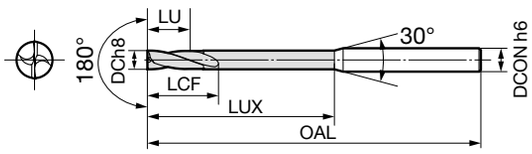

Fig 2 (DC>DCON)

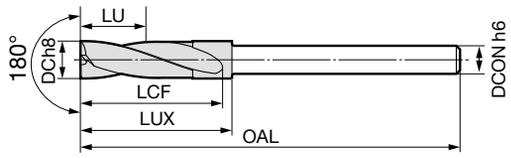

刀体 刃径ø3.0～8.5mm

尺寸(mm)

刃径 DC	孔深 (L/D)	库存	型 号	有效长度 LU	沟槽长度 LCF	刀头长 LUX	全长 OAL	柄径 DCON	Fig
3.0	2	●	MDF 0300L2D	9.0	13.5	30.0	100	6.0	1
3.1		●	0310L2D	9.3	14.0	31.0	100	6.0	1
3.2		●	0320L2D	9.6	14.4	32.0	100	6.0	1
3.3		●	0330L2D	9.9	14.9	33.0	100	6.0	1
3.4		●	0340L2D	10.2	15.3	34.0	100	6.0	1
3.5		●	0350L2D	10.5	15.8	35.0	100	6.0	1
3.6		●	0360L2D	10.8	16.2	36.0	100	6.0	1
3.7		●	0370L2D	11.1	16.7	37.0	100	6.0	1
3.8		●	0380L2D	11.4	17.1	38.0	100	6.0	1
3.9		●	0390L2D	11.7	17.6	39.0	100	6.0	1
4.0		●	0400L2D	12.0	18.0	40.0	100	6.0	1
4.1		●	0410L2D	12.3	18.5	41.0	100	6.0	1
4.2		●	0420L2D	12.6	18.9	42.0	100	6.0	1
4.3		●	0430L2D	12.9	19.4	43.0	100	6.0	1
4.4		●	0440L2D	13.2	19.8	44.0	100	6.0	1
4.5		●	0450L2D	13.5	20.3	45.0	100	6.0	1
4.6		●	0460L2D	13.8	20.7	46.0	100	6.0	1
4.7		●	0470L2D	14.1	21.2	47.0	100	6.0	1
4.8		●	0480L2D	14.4	21.6	48.0	100	6.0	1
4.9		●	0490L2D	14.7	22.1	49.0	100	6.0	1
5.0		●	0500L2D	15.0	22.5	50.0	100	6.0	1
5.1	2	●	MDF 0510L2D	15.3	23.0	51.0	110	6.0	1
5.2		●	0520L2D	15.6	23.4	52.0	110	6.0	1
5.3		●	0530L2D	15.9	23.9	53.0	110	6.0	1
5.4		●	0540L2D	16.2	24.3	54.0	110	6.0	1
5.5		●	0550L2D	16.5	24.8	55.0	110	6.0	1
5.6		●	0560L2D	16.8	25.2	56.0	110	6.0	1
5.7		●	0570L2D	17.1	25.7	57.0	110	6.0	1
5.8		●	0580L2D	17.4	26.1	58.0	110	6.0	1
5.9		●	0590L2D	17.7	26.6	59.0	110	6.0	1
6.0	2	●	MDF 0600L2D-S5	18.0	27.0	30.0	110	5.0	1
6.0	2	●	MDF 0600L2D	18.0	27.0	60.0	110	6.0	1
6.1	2	●	MDF 0610L2D	18.3	27.5	30.5	120	6.0	2
6.2		●	0620L2D	18.6	27.9	30.9	120	6.0	2
6.3		●	0630L2D	18.9	28.4	31.4	120	6.0	2
6.4		●	0640L2D	19.2	28.8	31.8	120	6.0	2
6.5		●	0650L2D	19.5	29.3	32.3	120	6.0	2
6.6		●	0660L2D	19.8	29.7	32.7	120	6.0	2
6.7		●	0670L2D	20.1	30.2	33.2	120	6.0	2
6.8		●	0680L2D	20.4	30.6	33.6	120	6.0	2
6.9		●	0690L2D	20.7	31.1	34.1	120	6.0	2
7.0		●	0700L2D	21.0	31.5	34.5	120	6.0	2
7.1	2	●	MDF 0710L2D	21.3	32.0	35.0	130	6.0	2
7.2		●	0720L2D	21.6	32.4	35.4	130	6.0	2
7.3		●	0730L2D	21.9	32.9	35.9	130	6.0	2
7.4		●	0740L2D	22.2	33.3	36.3	130	6.0	2
7.5		●	0750L2D	22.5	33.8	36.8	130	6.0	2
7.6		●	0760L2D	22.8	34.2	37.2	130	6.0	2
7.7		●	0770L2D	23.1	34.7	37.7	130	6.0	2
7.8		●	0780L2D	23.4	35.1	38.1	130	6.0	2
7.9		●	0790L2D	23.7	35.6	38.6	130	6.0	2
8.0		●	0800L2D-S6	24.0	36.0	39.0	130	6.0	2
8.0	2	●	MDF 0800L2D	24.0	36.0	80.0	130	8.0	1
8.1	2	●	MDF 0810L2D	24.3	36.5	39.5	140	8.0	2
8.2		●	0820L2D	24.6	36.9	39.9	140	8.0	2
8.3		●	0830L2D	24.9	37.4	40.4	140	8.0	2
8.4		●	0840L2D	25.2	37.8	40.8	140	8.0	2
8.5		●	0850L2D	25.5	38.3	41.3	140	8.0	2

材质 ACF75

刀体 刃径ø8.6～20.0mm

尺寸(mm)

刃径 DC	孔深 (L/D)	库存	型 号	有效长度 LU	沟槽长度 LCF	刀头长 LUX	全长 OAL	柄径 DCON	Fig
8.6	2	●	MDF 0860L2D	25.8	38.7	41.7	140	8.0	2
8.7		●	0870L2D	26.1	39.2	42.2	140	8.0	2
8.8		●	0880L2D	26.4	39.6	42.6	140	8.0	2
8.9		●	0890L2D	26.7	40.1	43.1	140	8.0	2
9.0		●	0900L2D	27.0	40.5	43.5	140	8.0	2
9.1	2	●	MDF 0910L2D	27.3	41.0	44.0	150	8.0	2
9.2		●	0920L2D	27.6	41.4	44.4	150	8.0	2
9.3		●	0930L2D	27.9	41.9	44.9	150	8.0	2
9.4		●	0940L2D	28.2	42.3	45.3	150	8.0	2
9.5		●	0950L2D	28.5	42.8	45.8	150	8.0	2
9.6		●	0960L2D	28.8	43.2	46.2	150	8.0	2
9.7		●	0970L2D	29.1	43.7	46.7	150	8.0	2
9.8		●	0980L2D	29.4	44.1	47.1	150	8.0	2
9.9		●	0990L2D	29.7	44.6	47.6	150	8.0	2
10.0		●	1000L2D-S8	30.0	45.0	48.0	150	8.0	2
10.0	2	●	MDF 1000L2D	30.0	45.0	100.0	150	10.0	1
10.1	2	●	MDF 1010L2D	30.3	45.5	48.5	160	10.0	2
10.2		●	1020L2D	30.6	45.9	48.9	160	10.0	2
10.3		●	1030L2D	30.9	46.4	49.4	160	10.0	2
10.4		●	1040L2D	31.2	46.8	49.8	160	10.0	2
10.5		●	1050L2D	31.5	47.3	50.3	160	10.0	2
10.6		●	1060L2D	31.8	47.7	50.7	160	10.0	2
10.7		●	1070L2D	32.1	48.2	51.2	160	10.0	2
10.8		●	1080L2D	32.4	48.6	51.6	160	10.0	2
10.9		●	1090L2D	32.7	49.1	52.1	160	10.0	2
11.0		●	1100L2D	33.0	49.5	52.5	160	10.0	2
11.1	2	●	MDF 1110L2D	33.3	50.0	53.0	170	10.0	2
11.2		●	1120L2D	33.6	50.4	53.4	160	10.0	2
11.3		●	1130L2D	33.9	50.9	53.9	160	10.0	2
11.4		●	1140L2D	34.2	51.3	54.3	160	10.0	2
11.5		●	1150L2D	34.5	51.8	54.8	160	10.0	2
11.6		●	1160L2D	34.8	52.2	55.2	160	10.0	2
11.7		●	1170L2D	35.1	52.7	55.7	160	10.0	2
11.8		●	1180L2D	35.4	53.1	56.1	160	10.0	2
11.9		●	1190L2D	35.7	53.6	56.6	160	10.0	2
12.0		●	1200L2D-S10	36.0	54.0	57.0	160	10.0	2
12.0	2	●	MDF 1200L2D	36.0	54.0	120.0	170	12.0	1
12.5	2	●	MDF 1250L2D	37.5	56.3	59.3	180	12.0	2
13.0		●	1300L2D	39.0	58.5	61.5	180	12.0	2
13.5	2	●	MDF 1350L2D	40.5	60.8	63.8	190	12.0	2
14.0		●	1400L2D-S12	42.0	63.0	66.0	190	12.0	2
14.0	2	●	MDF 1400L2D	42.0	63.0	140.0	190	14.0	2
14.5	2	●	MDF 1450L2D	43.5	65.3	68.3	200	14.0	2
15.0		●	1500L2D	45.0	67.5	70.5	200	14.0	2
15.5	2	●	MDF 1550L2D	46.5	69.8	72.8	210	14.0	2
16.0		●	1600L2D-S14	48.0	72.0	75.0	210	14.0	2
16.0	2	●	MDF 1600L2D	48.0	72.0	160.0	210	16.0	1
16.5	2	●	MDF 1650L2D	49.5	74.3	77.3	220	16.0	2
17.0		●	1700L2D	51.0	76.5	79.5	220	16.0	2
17.5	2	●	MDF 1750L2D	52.5	78.8	81.8	230	16.0	2
18.0		●	1800L2D-S16	54.0	81.0	84.0	230	16.0	2
18.0	2	●	MDF 1800L2D	54.0	81.0	180.0	230	18.0	1
18.5	2	●	MDF 1850L2D	55.5	83.3	86.3	240	18.0	2
19.0		●	1900L2D	57.0	85.5	88.5	240	18.0	2
19.5	2	●	MDF 1950L2D	58.5	87.8	90.8	250	18.0	2
20.0		●	2000L2D-S18	60.0	90.0	93.0	250	18.0	2
20.0	2	●	MDF 2000L2D	60.0	90.0	200.0	250	20.0	1

材质 ACF75

使用本刀具进行加工时，需要同径底孔或大于刀具直径的中心孔。

平底多用途钻头

MDF-L型 长刀柄(外冷式)

推荐切削条件 (2D用)

1. 使用本刀具进行加工时，需要同径底孔。
2. 切削条件为具有同径底孔时的推荐。
3. 推荐孔深为5×DC。倾斜面加工是从被削材最上部开始的深度。
4. 本产品为钻孔加工用刀具。不能进行横向进给、螺旋等的加工。

(n：转速min^{-1}　vc：切削速度 m/min　f：进给量 mm/rev)

刃径DC (mm)	切削条件	软钢/一般钢 (～250HB)	合金钢 (～300HB)	高硬度材 (～50HRC)	不锈钢 (～200HB)	灰口铸铁 FC250	球墨铸铁 FCD450	铝合金
ø4.0	n	6,400	5,600	3,400	2,400	6,800	6,000	8,800
	vc	60 - **80** - 100	50 - **70** - 90	20 - **30** - 40	20 - **30** - 40	70 - **85** - 100	65 - **75** - 85	90 - **120** - 150
	f	0.06 - **0.08** - 0.10	0.05 - **0.08** - 0.10	0.01 - **0.02** - 0.03	0.01 - **0.02** - 0.03	0.06 - **0.08** - 0.10	0.04 - **0.06** - 0.08	0.06 - **0.08** - 0.10
ø6.0	n	4,200	3,700	1,600	1,600	4,500	4,000	5,800
	vc	60 - **80** - 100	50 - **70** - 90	20 - **30** - 40	20 - **30** - 50	70 - **85** - 100	65 - **75** - 85	90 - **120** - 150
	f	0.05 - **0.10** - 0.15	0.05 - **0.10** - 0.15	0.04 - **0.06** - 0.08	0.03 - **0.04** - 0.05	0.05 - **0.10** - 0.15	0.06 - **0.09** - 0.12	0.05 - **0.10** - 0.15
ø8.0	n	3,200	2,800	1,200	1,200	3,400	3,000	4,400
	vc	60 - **80** - 100	50 - **70** - 90	20 - **30** - 40	20 - **30** - 50	70 - **85** - 100	65 - **75** - 85	90 - **120** - 150
	f	0.10 - **0.15** - 0.20	0.10 - **0.15** - 0.20	0.06 - **0.08** - 0.10	0.04 - **0.06** - 0.08	0.10 - **0.15** - 0.20	0.10 - **0.12** - 0.15	0.10 - **0.15** - 0.20
ø10.0	n	2,500	2,200	950	950	2,700	2,400	3,500
	vc	60 - **80** - 100	50 - **70** - 90	20 - **30** - 40	20 - **30** - 50	70 - **85** - 100	65 - **75** - 85	90 - **120** - 150
	f	0.15 - **0.20** - 0.25	0.15 - **0.20** - 0.25	0.08 - **0.10** - 0.12	0.06 - **0.08** - 0.10	0.15 - **0.20** - 0.25	0.12 - **0.15** - 0.18	0.15 - **0.20** - 0.25
ø12.0	n	2,100	1,900	800	800	2,300	2,000	2,900
	vc	60 - **80** - 100	50 - **70** - 90	20 - **30** - 40	20 - **30** - 50	70 - **85** - 100	65 - **75** - 85	90 - **120** - 150
	f	0.20 - **0.25** - 0.30	0.20 - **0.25** - 0.30	0.12 - **0.15** - 0.18	0.08 - **0.10** - 0.12	0.17 - **0.22** - 0.27	0.15 - **0.20** - 0.25	0.20 - **0.25** - 0.30
ø16.0	n	1,600	1,400	600	600	1,700	1,500	2,200
	vc	60 - **80** - 100	50 - **70** - 90	20 - **30** - 40	20 - **30** - 50	70 - **85** - 100	65 - **75** - 85	90 - **120** - 150
	f	0.20 - **0.25** - 0.30	0.20 - **0.25** - 0.30	0.14 - **0.17** - 0.20	0.10 - **0.15** - 0.20	0.20 - **0.25** - 0.30	0.20 - **0.25** - 0.30	0.25 - **0.30** - 0.35
ø20.0	n	1,300	1,100	480	480	1,300	1,200	1,750
	vc	60 - **80** - 100	50 - **70** - 90	20 - **30** - 40	20 - **30** - 50	70 - **85** - 100	65 - **75** - 85	90 - **120** - 150
	f	0.25 - **0.30** - 0.35	0.25 - **0.30** - 0.35	0.16 - **0.19** - 0.22	0.15 - **0.20** - 0.25	0.30 - **0.35** - 0.40	0.25 - **0.30** - 0.35	0.35 - **0.40** - 0.45

下限值- **推荐值**- 上限值

平底多用途钻头

MDF-H型(内冷式)

碳素钢、合金钢 ~0.28% | 碳素钢、合金钢 0.29%~ | 调质钢 | 高硬度钢 ~45 HRC | 不锈钢 | 铸铁 | 球墨铸铁 | 铝合金

PVD 涂层 | 3D | 5D

※h6、h8公差参照N36

Fig 1 (3D 单刃带)

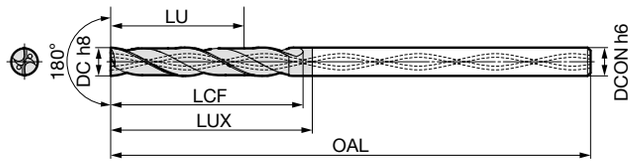

Fig 2 (5D 双刃带)

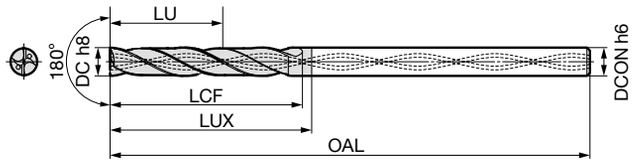

刀体　刃径ø3.0～5.7mm

尺寸(mm)

刃径 DC	孔深 (L/D)	库存	型　号	有效长度 LU	沟槽长度 LCF	刀头长 LUX	全长 OAL	柄径 DCON	Fig
3.0	3	●	MDF 0300H3D	12.0	13.5	16.5	68	3.0	1
	5	●	0300H5D	18.0	20.1	23.1	78	3.0	2
3.1	3	●	MDF 0310H3D	12.4	14.0	17.0	72	4.0	1
	5	●	0310H5D	18.6	20.8	23.8	86	4.0	2
3.2	3	●	MDF 0320H3D	12.8	14.4	17.4	72	4.0	1
	5	●	0320H5D	19.2	21.4	24.4	86	4.0	2
3.3	3	●	MDF 0330H3D	13.2	14.9	17.9	72	4.0	1
	5	●	0330H5D	19.8	22.1	25.1	86	4.0	2
3.4	3	●	MDF 0340H3D	13.6	15.3	18.3	72	4.0	1
	5	●	0340H5D	20.4	22.8	25.8	86	4.0	2
3.5	3	●	MDF 0350H3D	14.0	15.8	18.8	72	4.0	1
	5	●	0350H5D	21.0	23.5	26.5	86	4.0	2
3.6	3	●	MDF 0360H3D	14.4	16.2	19.2	72	4.0	1
	5	●	0360H5D	21.6	24.1	27.1	86	4.0	2
3.7	3	●	MDF 0370H3D	14.8	16.7	19.7	72	4.0	1
	5	●	0370H5D	22.2	24.8	27.8	86	4.0	2
3.8	3	●	MDF 0380H3D	15.2	17.1	20.1	72	4.0	1
	5	●	0380H5D	22.8	25.5	28.5	86	4.0	2
3.9	3	●	MDF 0390H3D	15.6	17.6	20.6	72	4.0	1
	5	●	0390H5D	23.4	26.1	29.1	86	4.0	2
4.0	3	●	MDF 0400H3D	16.0	18.0	21.0	72	4.0	1
	5	●	0400H5D	24.0	26.8	29.8	86	4.0	2
4.1	3	●	MDF 0410H3D	16.4	18.5	21.5	80	5.0	1
	5	●	0410H5D	24.6	27.5	30.5	98	5.0	2
4.2	3	●	MDF 0420H3D	16.8	18.9	21.9	80	5.0	1
	5	●	0420H5D	25.2	28.1	31.1	98	5.0	2
4.3	3	●	MDF 0430H3D	17.2	19.4	22.4	80	5.0	1
	5	●	0430H5D	25.8	28.8	31.8	98	5.0	2
4.4	3	●	MDF 0440H3D	17.6	19.8	22.8	80	5.0	1
	5	●	0440H5D	26.4	29.5	32.5	98	5.0	2
4.5	3	●	MDF 0450H3D	18.0	20.3	23.3	80	5.0	1
	5	●	0450H5D	27.0	30.2	33.2	98	5.0	2
4.6	3	●	MDF 0460H3D	18.4	20.7	23.7	80	5.0	1
	5	●	0460H5D	27.6	30.8	33.8	98	5.0	2
4.7	3	●	MDF 0470H3D	18.8	21.2	24.2	80	5.0	1
	5	●	0470H5D	28.2	31.5	34.5	98	5.0	2
4.8	3	●	MDF 0480H3D	19.2	21.6	24.6	80	5.0	1
	5	●	0480H5D	28.8	32.2	35.2	98	5.0	2
4.9	3	●	MDF 0490H3D	19.6	22.1	25.1	80	5.0	1
	5	●	0490H5D	29.4	32.8	35.8	98	5.0	2
5.0	3	●	MDF 0500H3D	20.0	22.5	25.5	80	5.0	1
	5	●	0500H5D	30.0	33.5	36.5	98	5.0	2
5.1	3	●	MDF 0510H3D	20.4	23.0	26.0	82	6.0	1
	5	●	0510H5D	30.6	34.2	37.2	100	6.0	2
5.2	3	●	MDF 0520H3D	20.8	23.4	26.4	82	6.0	1
	5	●	0520H5D	31.2	34.8	37.8	100	6.0	2
5.3	3	●	MDF 0530H3D	21.2	23.9	26.9	82	6.0	1
	5	●	0530H5D	31.8	35.5	38.5	100	6.0	2
5.4	3	●	MDF 0540H3D	21.6	24.3	27.3	82	6.0	1
	5	●	0540H5D	32.4	36.2	39.2	100	6.0	2
5.5	3	●	MDF 0550H3D	22.0	24.8	27.8	82	6.0	1
	5	●	0550H5D	33.0	36.9	39.9	100	6.0	2
5.6	3	●	MDF 0560H3D	22.4	25.2	28.2	82	6.0	1
	5	●	0560H5D	33.6	37.5	40.5	100	6.0	2
5.7	3	●	MDF 0570H3D	22.8	25.7	28.7	82	6.0	1
	5	●	0570H5D	34.2	38.2	41.2	100	6.0	2

材质 ACF75

刀体　刃径ø5.8～8.5mm

尺寸(mm)

刃径 DC	孔深 (L/D)	库存	型　号	有效长度 LU	沟槽长度 LCF	刀头长 LUX	全长 OAL	柄径 DCON	Fig
5.8	3	●	MDF 0580H3D	23.2	26.1	29.1	82	6.0	1
	5	●	0580H5D	34.8	38.9	41.9	100	6.0	2
5.9	3	●	MDF 0590H3D	23.6	26.6	29.6	82	6.0	1
	5	●	0590H5D	35.4	39.5	42.5	100	6.0	2
6.0	3	●	MDF 0600H3D	24.0	27.0	30.0	82	6.0	1
	5	●	0600H5D	36.0	40.2	43.2	100	6.0	2
6.1	3	●	MDF 0610H3D	24.4	27.5	30.5	88	7.0	1
	5	●	0610H5D	36.6	40.9	43.9	109	7.0	2
6.2	3	●	MDF 0620H3D	24.8	27.9	30.9	88	7.0	1
	5	●	0620H5D	37.2	41.5	44.5	109	7.0	2
6.3	3	●	MDF 0630H3D	25.2	28.4	31.4	88	7.0	1
	5	●	0630H5D	37.8	42.2	45.2	109	7.0	2
6.4	3	●	MDF 0640H3D	25.6	28.8	31.8	88	7.0	1
	5	●	0640H5D	38.4	42.9	45.9	109	7.0	2
6.5	3	●	MDF 0650H3D	26.0	29.3	32.3	88	7.0	1
	5	●	0650H5D	39.0	43.6	46.6	109	7.0	2
6.6	3	●	MDF 0660H3D	26.4	29.7	32.7	88	7.0	1
	5	●	0660H5D	39.6	44.2	47.2	109	7.0	2
6.7	3	●	MDF 0670H3D	26.8	30.2	33.2	88	7.0	1
	5	●	0670H5D	40.2	44.9	47.9	109	7.0	2
6.8	3	●	MDF 0680H3D	27.2	30.6	33.6	88	7.0	1
	5	●	0680H5D	40.8	45.6	48.6	109	7.0	2
6.9	3	●	MDF 0690H3D	27.6	31.1	34.1	88	7.0	1
	5	●	0690H5D	41.4	46.2	49.2	109	7.0	2
7.0	3	●	MDF 0700H3D	28.0	31.5	34.5	88	7.0	1
	5	●	0700H5D	42.0	46.9	49.9	109	7.0	2
7.1	3	●	MDF 0710H3D	28.4	32.0	35.0	94	8.0	1
	5	●	0710H5D	42.6	47.6	50.6	118	8.0	2
7.2	3	●	MDF 0720H3D	28.8	32.4	35.4	94	8.0	1
	5	●	0720H5D	43.2	48.2	51.2	118	8.0	2
7.3	3	●	MDF 0730H3D	29.2	32.9	35.9	94	8.0	1
	5	●	0730H5D	43.8	48.9	51.9	118	8.0	2
7.4	3	●	MDF 0740H3D	29.6	33.3	36.3	94	8.0	1
	5	●	0740H5D	44.4	49.6	52.6	118	8.0	2
7.5	3	●	MDF 0750H3D	30.0	33.8	36.8	94	8.0	1
	5	●	0750H5D	45.0	50.3	53.3	118	8.0	2
7.6	3	●	MDF 0760H3D	30.4	34.2	37.2	94	8.0	1
	5	●	0760H5D	45.6	50.9	53.9	118	8.0	2
7.7	3	●	MDF 0770H3D	30.8	34.7	37.7	94	8.0	1
	5	●	0770H5D	46.2	51.6	54.6	118	8.0	2
7.8	3	●	MDF 0780H3D	31.2	35.1	38.1	94	8.0	1
	5	●	0780H5D	46.8	52.3	55.3	118	8.0	2
7.9	3	●	MDF 0790H3D	31.6	35.6	38.6	94	8.0	1
	5	●	0790H5D	47.4	52.9	55.9	118	8.0	2
8.0	3	●	MDF 0800H3D	32.0	36.0	39.0	94	8.0	1
	5	●	0800H5D	48.0	53.6	56.6	118	8.0	2
8.1	3	●	MDF 0810H3D	32.4	36.5	39.5	100	9.0	1
	5	●	0810H5D	48.6	54.3	57.3	127	9.0	2
8.2	3	●	MDF 0820H3D	32.8	36.9	39.9	100	9.0	1
	5	●	0820H5D	49.2	54.9	57.9	127	9.0	2
8.3	3	●	MDF 0830H3D	33.2	37.4	40.4	100	9.0	1
	5	●	0830H5D	49.8	55.6	58.6	127	9.0	2
8.4	3	●	MDF 0840H3D	33.6	37.8	40.8	100	9.0	1
	5	●	0840H5D	50.4	56.3	59.3	127	9.0	2
8.5	3	●	MDF 0850H3D	34.0	38.3	41.3	100	9.0	1
	5	●	0850H5D	51.0	57.0	60.0	127	9.0	2

材质 ACF75

使用5D用刀具进行加工时，需要同径底孔或大于刀具直径的中心孔。

平底多用途钻头

MDF-H型(内冷式)

碳素钢、合金钢 ~0.28% | 碳素钢、合金钢 0.29%~ | 调质钢 | 高硬度钢 ~45 HRC | 不锈钢 | 铸铁 | 球墨铸铁 | 铝合金

PVD 涂层 | 3D | 5D

※h6、h8公差参照N36

Fig 1 (3D 单刃带)

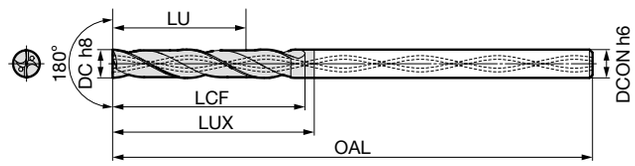

Fig 2 (5D 双刃带)

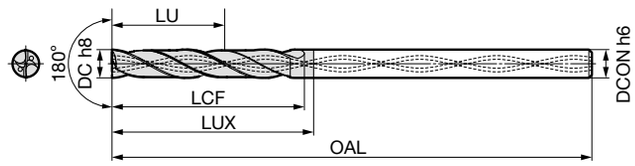

刀体　刃径ø8.6～11.3mm

尺寸(mm)

刃径 DC	孔深 (L/D)	库存	型　号	有效长度 LU	沟槽长度 LCF	刀头长 LUX	全长 OAL	柄径 DCON	Fig
8.6	3	●	MDF 0860H3D	34.4	38.7	41.7	100	9.0	1
	5	●	0860H5D	51.6	57.6	60.6	127	9.0	2
8.7	3	●	MDF 0870H3D	34.8	39.2	42.2	100	9.0	1
	5	●	0870H5D	52.2	58.3	61.3	127	9.0	2
8.8	3	●	MDF 0880H3D	35.2	39.6	42.6	100	9.0	1
	5	●	0880H5D	52.8	59.0	62.0	127	9.0	2
8.9	3	●	MDF 0890H3D	35.6	40.1	43.1	100	9.0	1
	5	●	0890H5D	53.4	59.6	62.6	127	9.0	2
9.0	3	●	MDF 0900H3D	36.0	40.5	43.5	100	9.0	1
	5	●	0900H5D	54.0	60.3	63.3	127	9.0	2
9.1	3	●	MDF 0910H3D	36.4	41.0	44.0	106	10.0	1
	5	●	0910H5D	54.6	61.0	64.0	136	10.0	2
9.2	3	●	MDF 0920H3D	36.8	41.4	44.4	106	10.0	1
	5	●	0920H5D	55.2	61.6	64.6	136	10.0	2
9.3	3	●	MDF 0930H3D	37.2	41.9	44.9	106	10.0	1
	5	●	0930H5D	55.8	62.3	65.3	136	10.0	2
9.4	3	●	MDF 0940H3D	37.6	42.3	45.3	106	10.0	1
	5	●	0940H5D	56.4	63.0	66.0	136	10.0	2
9.5	3	●	MDF 0950H3D	38.0	42.8	45.8	106	10.0	1
	5	●	0950H5D	57.0	63.7	66.7	136	10.0	2
9.6	3	●	MDF 0960H3D	38.4	43.2	46.2	106	10.0	1
	5	●	0960H5D	57.6	64.3	67.3	136	10.0	2
9.7	3	●	MDF 0970H3D	38.8	43.7	46.7	106	10.0	1
	5	●	0970H5D	58.2	65.0	68.0	136	10.0	2
9.8	3	●	MDF 0980H3D	39.2	44.1	47.1	106	10.0	1
	5	●	0980H5D	58.8	65.7	68.7	136	10.0	2
9.9	3	●	MDF 0990H3D	39.6	44.6	47.6	106	10.0	1
	5	●	0990H5D	59.4	66.3	69.3	136	10.0	2
10.0	3	●	MDF 1000H3D	40.0	45.0	48.0	106	10.0	1
	5	●	1000H5D	60.0	67.0	70.0	136	10.0	2
10.1	3	●	MDF 1010H3D	40.4	45.5	48.5	116	11.0	1
	5	●	1010H5D	60.6	67.7	70.7	149	11.0	2
10.2	3	●	MDF 1020H3D	40.8	45.9	48.9	116	11.0	1
	5	●	1020H5D	61.2	68.3	71.3	149	11.0	2
10.3	3	●	MDF 1030H3D	41.2	46.4	49.4	116	11.0	1
	5	●	1030H5D	61.8	69.0	72.0	149	11.0	2
10.4	3	●	MDF 1040H3D	41.6	46.8	49.8	116	11.0	1
	5	●	1040H5D	62.4	69.7	72.7	149	11.0	2
10.5	3	●	MDF 1050H3D	42.0	47.3	50.3	116	11.0	1
	5	●	1050H5D	63.0	70.4	73.4	149	11.0	2
10.6	3	●	MDF 1060H3D	42.4	47.7	50.7	116	11.0	1
	5	●	1060H5D	63.6	71.0	74.0	149	11.0	2
10.7	3	●	MDF 1070H3D	42.8	48.2	51.2	116	11.0	1
	5	●	1070H5D	64.2	71.7	74.7	149	11.0	2
10.8	3	●	MDF 1080H3D	43.2	48.6	51.6	116	11.0	1
	5	●	1080H5D	64.8	72.4	75.4	149	11.0	2
10.9	3	●	MDF 1090H3D	43.6	49.1	52.1	116	11.0	1
	5	●	1090H5D	65.4	73.0	76.0	149	11.0	2
11.0	3	●	MDF 1100H3D	44.0	49.5	52.5	116	11.0	1
	5	●	1100H5D	66.0	73.7	76.7	149	11.0	2
11.1	3	●	MDF 1110H3D	44.4	50.0	53.0	122	12.0	1
	5	●	1110H5D	66.6	74.4	77.4	158	12.0	2
11.2	3	●	MDF 1120H3D	44.8	50.4	53.4	122	12.0	1
	5	●	1120H5D	67.2	75.0	78.0	158	12.0	2
11.3	3	●	MDF 1130H3D	45.2	50.9	53.9	122	12.0	1
	5	●	1130H5D	67.8	75.7	78.7	158	12.0	2

材质 ACF75

刀体　刃径ø11.4～16.0mm

尺寸(mm)

刃径 DC	孔深 (L/D)	库存	型　号	有效长度 LU	沟槽长度 LCF	刀头长 LUX	全长 OAL	柄径 DCON	Fig
11.4	3	●	MDF 1140H3D	45.6	51.3	54.3	122	12.0	1
	5	●	1140H5D	68.4	76.4	79.4	158	12.0	2
11.5	3	●	MDF 1150H3D	46.0	51.8	54.8	122	12.0	1
	5	●	1150H5D	69.0	77.1	80.1	158	12.0	2
11.6	3	●	MDF 1160H3D	46.4	52.2	55.2	122	12.0	1
	5	●	1160H5D	69.6	77.7	80.7	158	12.0	2
11.7	3	●	MDF 1170H3D	46.8	52.7	55.7	122	12.0	1
	5	●	1170H5D	70.2	78.4	81.4	158	12.0	2
11.8	3	●	MDF 1180H3D	47.2	53.1	56.1	122	12.0	1
	5	●	1180H5D	70.8	79.1	82.1	158	12.0	2
11.9	3	●	MDF 1190H3D	47.6	53.6	56.6	122	12.0	1
	5	●	1190H5D	71.4	79.7	82.7	158	12.0	2
12.0	3	●	MDF 1200H3D	48.0	54.0	57.0	122	12.0	1
	5	●	1200H5D	72.0	80.4	83.4	158	12.0	2
12.5	3	●	MDF 1250H3D	50.0	56.3	59.3	128	13.0	1
	5	●	1250H5D	75.0	83.8	86.8	167	13.0	2
13.0	3	●	MDF 1300H3D	52.0	58.5	61.5	128	13.0	1
	5	●	1300H5D	78.0	87.1	90.1	167	13.0	2
13.5	3	●	MDF 1350H3D	54.0	60.8	63.8	134	14.0	1
	5	●	1350H5D	81.0	90.5	93.5	176	14.0	2
14.0	3	●	MDF 1400H3D	56.0	63.0	66.0	134	14.0	1
	5	●	1400H5D	84.0	93.8	96.8	176	14.0	2
14.5	3	●	MDF 1450H3D	58.0	65.3	68.3	140	15.0	1
	5	●	1450H5D	87.0	97.2	100.2	185	15.0	2
15.0	3	●	MDF 1500H3D	60.0	67.5	70.5	140	15.0	1
	5	●	1500H5D	90.0	100.5	103.5	185	15.0	2
15.5	3	●	MDF 1550H3D	62.0	69.8	72.8	146	16.0	1
	5	●	1550H5D	93.0	103.9	106.9	194	16.0	2
16.0	3	●	MDF 1600H3D	64.0	72.0	75.0	146	16.0	1
	5	●	1600H5D	96.0	107.2	110.2	194	16.0	2

材质 ACF75

使用5D用刀具进行加工时，需要同径底孔或大于刀具直径的中心孔。

MDF-H型(内冷式)

推荐切削条件 (3D用)

1. 推荐孔深为3×DC。倾斜面加工是从被削材最上部开始的深度。
2. 切削条件是在平面上钻孔时的推荐条件。
3. 对倾斜面进行孔加工时，请根据倾斜角度调整进给速度。
4. 倾斜角度30°以下时，请将进给速度设定为70%以下。
5. 倾斜角度超过30°时，请将进给速度设定为50%以下。
6. 本产品为钻孔加工用刀具。不能进行横向进给、螺旋等的加工。
7.加工不锈钢时建议采用同径底孔。

(n：转速min^{-1}　vc：切削速度 m/min　f：进给量 mm/rev)

刃径DC (mm)	切削条件	软钢/一般钢 (～250HB)	合金钢 (～300HB)	高硬度材 (～50HRC)	不锈钢 (～200HB)	灰口铸铁 FC250	球墨铸铁 FCD450	铝合金
ø4.0	n	6,800	5,600	3,200	2,800	6,800	6,000	9,500
	vc	70 - **85** - 100	60 - **75** - 90	30 - **40** - 50	25 - **35** - 45	70 - **85** - 100	65 - **75** - 85	90 - **120** - 150
	f	0.06 - **0.08** - 0.10	0.05 - **0.08** - 0.10	0.01 - **0.02** - 0.03	0.01 - **0.02** - 0.03	0.06 - **0.08** - 0.10	0.04 - **0.06** - 0.08	0.06 - **0.08** - 0.10
ø6.0	n	4,500	3,700	2,100	1,900	4,500	4,200	6,400
	vc	70 - **85** - 100	60 - **75** - 90	30 - **40** - 50	25 - **35** - 45	70 - **85** - 100	70 - **80** - 90	90 - **120** - 150
	f	0.05 - **0.10** - 0.15	0.05 - **0.10** - 0.15	0.04 - **0.06** - 0.08	0.03 - **0.04** - 0.05	0.05 - **0.10** - 0.15	0.06 - **0.09** - 0.12	0.05 - **0.10** - 0.15
ø8.0	n	3,400	2,800	1,600	1,400	3,400	3,200	4,800
	vc	70 - **85** - 100	60 - **75** - 90	30 - **40** - 50	25 - **35** - 45	70 - **85** - 100	70 - **80** - 90	90 - **120** - 150
	f	0.10 - **0.15** - 0.20	0.10 - **0.15** - 0.20	0.06 - **0.08** - 0.10	0.04 - **0.06** - 0.08	0.10 - **0.15** - 0.20	0.10 - **0.12** - 0.15	0.10 - **0.15** - 0.20
ø10.0	n	2,700	2,200	1,300	1,100	2,700	2,500	3,800
	vc	70 - **85** - 100	60 - **75** - 90	30 - **40** - 50	25 - **35** - 45	70 - **85** - 100	70 - **80** - 90	90 - **120** - 150
	f	0.12 - **0.17** - 0.22	0.12 - **0.17** - 0.22	0.08 - **0.10** - 0.12	0.06 - **0.08** - 0.10	0.12 - **0.17** - 0.22	0.12 - **0.15** - 0.18	0.15 - **0.20** - 0.25
ø12.0	n	2,300	1,900	1,100	900	2,300	2,100	3,200
	vc	70 - **85** - 100	60 - **75** - 90	30 - **40** - 50	25 - **35** - 45	70 - **85** - 100	70 - **80** - 90	90 - **120** - 150
	f	0.15 - **0.20** - 0.25	0.15 - **0.20** - 0.25	0.12 - **0.15** - 0.18	0.08 - **0.10** - 0.12	0.15 - **0.20** - 0.25	0.15 - **0.18** - 0.20	0.20 - **0.25** - 0.30
ø16.0	n	1,700	1,400	600	700	1,700	1,600	2,400
	vc	70 - **85** - 100	60 - **75** - 90	30 - **40** - 50	25 - **35** - 45	70 - **85** - 100	70 - **80** - 90	90 - **120** - 150
	f	0.15 - **0.20** - 0.25	0.15 - **0.20** - 0.25	0.12 - **0.15** - 0.18	0.10 - **0.15** - 0.20	0.17 - **0.22** - 0.27	0.15 - **0.20** - 0.25	0.25 - **0.30** - 0.40

下限值- **推荐值**- 上限值

推荐切削条件 (5D用)

1. 使用本刀具进行加工时，需要同径底孔。
2. 切削条件为具有同径底孔时的推荐。
3. 推荐孔深为5×DC。倾斜面加工是从被削材最上部开始的深度。
4. 本产品为钻孔加工用刀具。不能进行横向进给、螺旋等的加工。

(n：转速min^{-1}　vc：切削速度 m/min　f：进给量 mm/rev)

刃径DC (mm)	切削条件	软钢/一般钢 (～250HB)	合金钢 (～300HB)	高硬度材 (～50HRC)	不锈钢 (～200HB)	灰口铸铁 FC250	球墨铸铁 FCD450	铝合金
ø4.0	n	6,800	5,600	3,200	2,800	6,800	6,000	9,500
	vc	70 - **85** - 100	60 - **75** - 90	30 - **40** - 50	25 - **35** - 45	70 - **85** - 100	65 - **75** - 85	90 - **120** - 150
	f	0.06 - **0.08** - 0.10	0.05 - **0.08** - 0.10	0.01 - **0.02** - 0.03	0.01 - **0.02** - 0.03	0.06 - **0.08** - 0.10	0.04 - **0.06** - 0.08	0.06 - **0.08** - 0.10
ø6.0	n	4,500	3,700	2,100	1,900	4,500	4,000	6,400
	vc	70 - **85** - 100	60 - **75** - 90	30 - **40** - 50	25 - **35** - 45	70 - **85** - 100	65 - **75** - 85	90 - **120** - 150
	f	0.05 - **0.10** - 0.15	0.05 - **0.10** - 0.15	0.04 - **0.06** - 0.08	0.03 - **0.04** - 0.05	0.05 - **0.10** - 0.15	0.06 - **0.09** - 0.12	0.05 - **0.10** - 0.15
ø8.0	n	3,400	2,800	1,600	1,400	3,400	3,000	4,800
	vc	70 - **85** - 100	60 - **75** - 90	30 - **40** - 50	25 - **35** - 45	70 - **85** - 100	65 - **75** - 85	90 - **120** - 150
	f	0.10 - **0.15** - 0.20	0.10 - **0.15** - 0.20	0.06 - **0.08** - 0.10	0.04 - **0.06** - 0.08	0.10 - **0.15** - 0.20	0.10 - **0.12** - 0.15	0.10 - **0.15** - 0.20
ø10.0	n	2,700	2,200	1,300	1,100	2,700	2,400	3,800
	vc	70 - **85** - 100	60 - **75** - 90	30 - **40** - 50	25 - **35** - 45	70 - **85** - 100	65 - **75** - 85	90 - **120** - 150
	f	0.15 - **0.20** - 0.25	0.15 - **0.20** - 0.25	0.08 - **0.10** - 0.12	0.06 - **0.08** - 0.10	0.15 - **0.20** - 0.25	0.12 - **0.15** - 0.18	0.15 - **0.20** - 0.25
ø12.0	n	2,300	1,900	1,100	900	2,300	2,000	3,200
	vc	70 - **85** - 100	60 - **75** - 90	30 - **40** - 50	25 - **35** - 45	70 - **85** - 100	65 - **75** - 85	90 - **120** - 150
	f	0.20 - **0.25** - 0.30	0.20 - **0.25** - 0.30	0.12 - **0.15** - 0.18	0.08 - **0.10** - 0.12	0.17 - **0.22** - 0.27	0.15 - **0.20** - 0.25	0.20 - **0.25** - 0.30
ø16.0	n	1,700	1,400	600	700	1,700	1,500	2,400
	vc	70 - **85** - 100	60 - **75** - 90	30 - **40** - 50	25 - **35** - 45	70 - **85** - 100	65 - **75** - 85	90 - **120** - 150
	f	0.20 - **0.25** - 0.30	0.20 - **0.25** - 0.30	0.14 - **0.17** - 0.20	0.10 - **0.15** - 0.20	0.20 - **0.25** - 0.30	0.20 - **0.25** - 0.30	0.25 - **0.30** - 0.35

下限值- **推荐值**- 上限值

MEMO

GS型/HGS型

■ 概要

超级多用途钻头GS型/HGS型是采用独有的沟槽形状J型沟槽，凭借宽敞的排屑槽可进行优异的切屑处理和排屑的硬质合金整体式钻头。
并采用使用DEX涂层，在多种被削材及广泛的切削范围中可实现稳定长寿命。

■ 特长、用途

●**长寿命**
J型沟槽与专用涂层“DEX涂层”组合，可长时间用于多种被削材

●**稳定的切屑排出性能**
采用J型沟槽，切屑处理和切屑排出量大幅提高

●**切削声音小，切削阻力稳定**
在小型机械中，也可实现偏移小的稳定钻孔

●**环境保护**
也适用于MQL(Minimum Quantity Lubrication:微量润滑)





■ 系列构成

供油方法	型号	刃径范围 (mm)	孔深(L/D)
外部 (GS型)	MDW□□□□GS2	ø1.0～ø20.0	～2
	MDW□□□□GS4		～4
内部 (HGS型)	MDW□□□□HGS3	ø1.5～ø20.0	～3
	MDW□□□□HGS5		～5
	MDW□□□□HGS8	ø1.5～ø16.0	～8

■ 性能

切屑处理

GS型　　以往产品

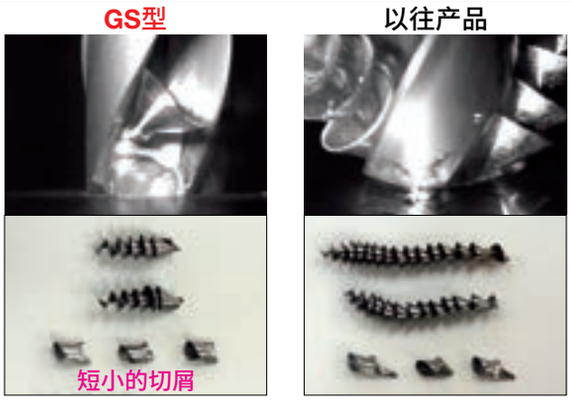

切削阻力比较

GS型　　以往产品

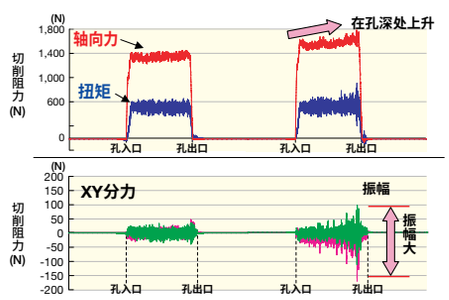

GS型从咬合直到孔深处，
钻头表现均很稳定

刀　　具：MDW 0800GS4
被 削 材：S50C(200HB)
切削条件：vc=80m/min, f=0.25mm/rev, H=24mm
外冷式(水溶性)

GS型/HGS型

■ 采用双刃带(HGS型) ※ø1.5～ø2.4mm尺寸除外

HGS型采用双刃带，提高了深孔加工的稳定性和孔精度

●表面粗糙度比较

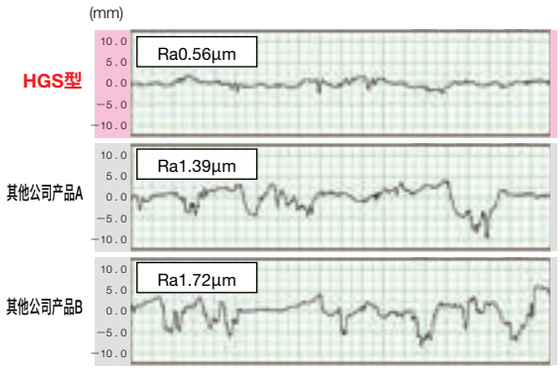

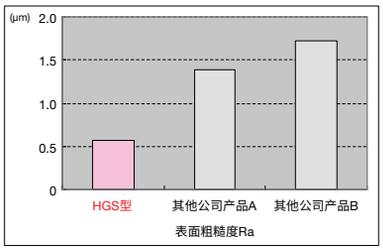

被 削 材：SCM415(120HB)
刀　　具：MDW0800HGS5
切削条件：vc=80m/min, f=0.25mm/rev, H=38mm
内冷式(水溶性)

●圆度比较

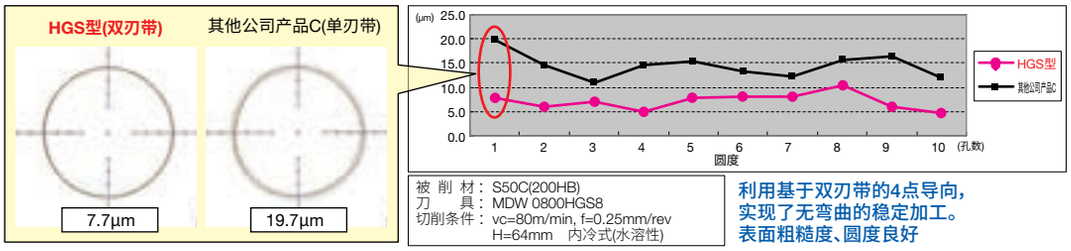

被 削 材：S50C(200HB)
刀　　具：MDW 0800HGS8
切削条件：vc=80m/min, f=0.25mm/rev
H=64mm　内冷式(水溶性)

利用基于双刃带的4点导向，实现了无弯曲的稳定加工。表面粗糙度、圆度良好

■ 使用实例(超级多用途钻头GS型)

●S43C(250HB)汽车零件

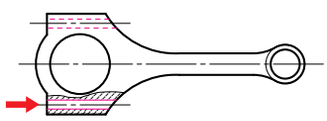

・刀　　具：MDW 0970GS4
・切削条件：vc=80m/min, f=0.25mm/rev
H=25mm　外冷式(水溶性)

达成 1.5 倍寿命！
抑制切刃外周部的磨损

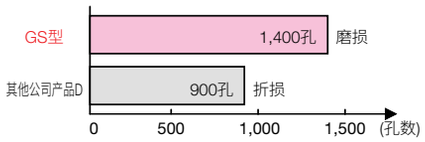

●硼钢(30HRC)机械部品

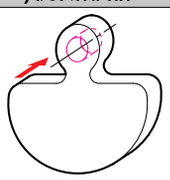

・刀　　具：MDW 0980GS2
・切削条件：vc=70m/min, f=0.15mm/rev
H=7mm　外冷式(水溶性)

寿命是以往产品的 1.3 倍！
圆度、圆柱度良好

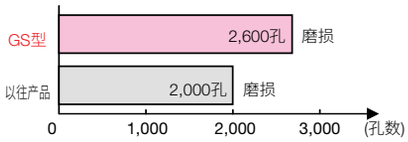

●SS400　机械部品

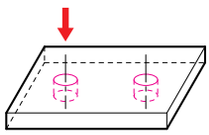

・刀　　具：MDW 1050GS4
・切削条件：vc=150m/min, f=0.3mm/rev
H=12mm　外冷式(水溶性)

达成 1.5 倍寿命！
切屑处理良好

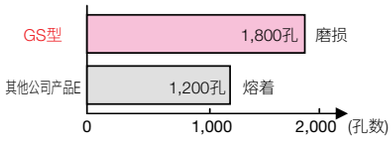

■ 使用实例(超级多用途钻头HGS型)

●SCr440H　汽车零件

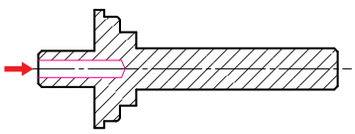

・刀　　具：MDW 0600HGS8
・切削条件：vc=80m/min, f=0.25mm/rev
H=48mm　内冷式(油性)

达成 1.3 倍寿命！

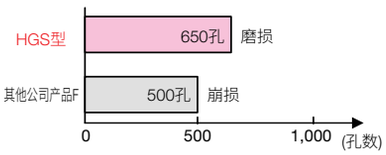

●SUJ2　汽车零件

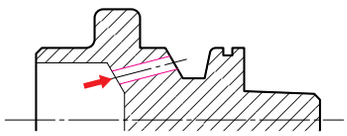

・刀　　具：MDW 0570HGS5
・切削条件：vc=80m/min, f=0.1mm/rev
H=35mm　内冷式(水溶性)

达成 2.5 倍寿命！

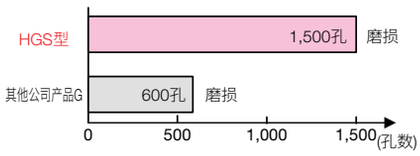

●SCM415　机械部品

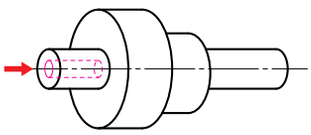

・刀　　具：MDW 0860HGS3
・切削条件：vc=52m/min, f=0.2mm/rev
H=25mm　内冷式(水溶性)

达成 1.8 倍寿命！

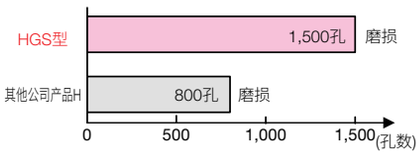

GS型(外冷式)

碳素钢,合金钢 ~0.28% | 碳素钢,合金钢 0.29%~ | 调质钢 | 高硬度钢 ~45 HRC | 高硬度钢 46HRC~ | 不锈钢 | 钛合金 | 耐热钢 | 铸铁 | 球墨铸铁

DEX 涂层 | 2D | 4D

※h6、h8公差参照N36

Fig 1

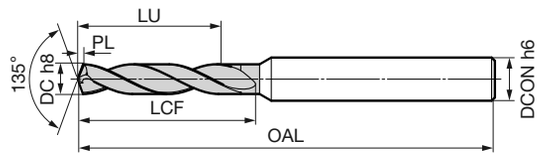

Fig 2

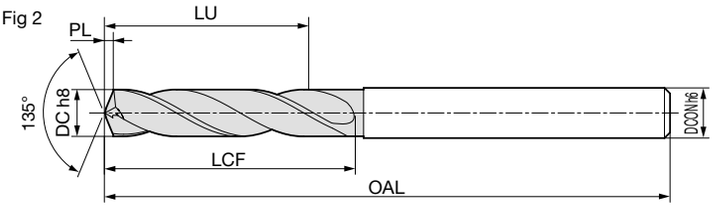

刀体　刃径ø1.0～3.7mm

尺寸(mm)

刃径 DC	孔深 (L/D)	库存	型号	有效长度 LU	沟槽长度 LCF	全长 OAL	前端 PL	柄径 DCON	Fig
1.0	2	●	MDW 0100GS2	4.7	6.2	45.2	0.2	3.0	1
	4	●	0100GS4	10.7	12.2	49.2	0.2	3.0	1
1.1	2	●	MDW 0110GS2	4.6	6.2	45.2	0.2	3.0	1
	4	●	0110GS4	10.6	12.2	49.2	0.2	3.0	1
1.2	2	●	MDW 0120GS2	4.4	6.2	45.2	0.2	3.0	1
	4	●	0120GS4	10.4	12.2	49.2	0.2	3.0	1
1.3	2	●	MDW 0130GS2	4.4	6.3	45.3	0.3	3.0	1
	4	●	0130GS4	10.4	12.3	49.3	0.3	3.0	1
1.4	2	●	MDW 0140GS2	4.2	6.3	45.3	0.3	3.0	1
	4	●	0140GS4	10.2	12.3	49.3	0.3	3.0	1
1.5	2	●	MDW 0150GS2	4.1	6.3	45.3	0.3	3.0	1
	4	●	0150GS4	10.1	12.3	49.3	0.3	3.0	1
1.6	2	●	MDW 0160GS2	5.9	8.3	45.3	0.3	3.0	1
	4	●	0160GS4	12.9	15.3	49.3	0.3	3.0	1
1.7	2	●	MDW 0170GS2	5.9	8.4	45.4	0.4	3.0	1
	4	●	0170GS4	12.9	15.4	49.4	0.4	3.0	1
1.8	2	●	MDW 0180GS2	5.7	8.4	45.4	0.4	3.0	1
	4	●	0180GS4	12.7	15.4	49.4	0.4	3.0	1
1.9	2	●	MDW 0190GS2	5.6	8.4	45.4	0.4	3.0	1
	4	●	0190GS4	12.6	15.4	49.4	0.4	3.0	1
2.0	2	●	MDW 0200GS2	5.4	8.4	45.4	0.4	3.0	1
	4	●	0200GS4	12.4	15.4	49.4	0.4	3.0	1
2.1	2	●	MDW 0210GS2	7.3	10.4	45.4	0.4	3.0	1
	4	●	0210GS4	14.3	17.4	49.4	0.4	3.0	1
2.2	2	●	MDW 0220GS2	7.2	10.5	45.5	0.5	3.0	1
	4	●	0220GS4	14.2	17.5	49.5	0.5	3.0	1
2.3	2	●	MDW 0230GS2	7.1	10.5	45.5	0.5	3.0	1
	4	●	0230GS4	14.1	17.5	49.5	0.5	3.0	1
2.4	2	●	MDW 0240GS2	6.9	10.5	45.5	0.5	3.0	2
	4	●	0240GS4	13.9	17.5	49.5	0.5	3.0	2
2.5	2	●	MDW 0250GS2	6.8	10.5	45.5	0.5	3.0	2
	4	●	0250GS4	13.8	17.5	49.5	0.5	3.0	2
2.6	2	●	MDW 0260GS2	9.6	13.5	45.5	0.5	3.0	2
	4	●	0260GS4	15.6	19.5	49.5	0.5	3.0	2
2.7	2	●	MDW 0270GS2	9.6	13.6	45.6	0.6	3.0	2
	4	●	0270GS4	15.6	19.6	49.6	0.6	3.0	2
2.8	2	●	MDW 0280GS2	9.4	13.6	45.6	0.6	3.0	2
	4	●	0280GS4	15.4	19.6	49.6	0.6	3.0	2
2.9	2	●	MDW 0290GS2	9.3	13.6	45.6	0.6	3.0	2
	4	●	0290GS4	15.3	19.6	49.6	0.6	3.0	2
3.0	2	●	MDW 0300GS2	9.1	13.6	45.6	0.6	3.0	2
	4	●	0300GS4	15.1	19.6	49.6	0.6	3.0	2
3.1	2	●	MDW 0310GS2	15.0	19.6	54.6	0.6	4.0	2
	4	●	0310GS4	20.0	24.6	60.6	0.6	4.0	2
3.2	2	●	MDW 0320GS2	14.9	19.7	54.7	0.7	4.0	2
	4	●	0320GS4	19.9	24.7	60.7	0.7	4.0	2
3.3	2	●	MDW 0330GS2	14.8	19.7	54.7	0.7	4.0	2
	4	●	0330GS4	19.8	24.7	60.7	0.7	4.0	2
3.4	2	●	MDW 0340GS2	14.6	19.7	54.7	0.7	4.0	2
	4	●	0340GS4	19.6	24.7	60.7	0.7	4.0	2
3.5	2	●	MDW 0350GS2	14.5	19.7	54.7	0.7	4.0	2
	4	●	0350GS4	19.5	24.7	60.7	0.7	4.0	2
3.6	2	●	MDW 0360GS2	16.3	21.7	54.7	0.7	4.0	2
	4	●	0360GS4	22.3	27.7	60.7	0.7	4.0	2
3.7	2	●	MDW 0370GS2	16.3	21.8	54.8	0.8	4.0	2
	4	●	0370GS4	22.3	27.8	60.8	0.8	4.0	2

材质 ACX70

刀体　刃径ø3.8～6.5mm

尺寸(mm)

刃径 DC	孔深 (L/D)	库存	型号	有效长度 LU	沟槽长度 LCF	全长 OAL	前端 PL	柄径 DCON	Fig
3.8	2	●	MDW 0380GS2	16.1	21.8	54.8	0.8	4.0	2
	4	●	0380GS4	22.1	27.8	60.8	0.8	4.0	2
3.9	2	●	MDW 0390GS2	16.0	21.8	54.8	0.8	4.0	2
	4	●	0390GS4	22.0	27.8	60.8	0.8	4.0	2
4.0	2	●	MDW 0400GS2	15.8	21.8	54.8	0.8	4.0	2
	4	●	0400GS4	21.8	27.8	60.8	0.8	4.0	2
4.1	2	●	MDW 0410GS2	17.7	23.8	61.8	0.8	5.0	2
	4	●	0410GS4	25.7	31.8	76.8	0.8	5.0	2
4.2	2	●	MDW 0420GS2	17.6	23.9	61.9	0.9	5.0	2
	4	●	0420GS4	25.6	31.9	76.9	0.9	5.0	2
4.3	2	●	MDW 0430GS2	17.5	23.9	61.9	0.9	5.0	2
	4	●	0430GS4	25.5	31.9	76.9	0.9	5.0	2
4.4	2	●	MDW 0440GS2	17.3	23.9	61.9	0.9	5.0	2
	4	●	0440GS4	25.3	31.9	76.9	0.9	5.0	2
4.5	2	●	MDW 0450GS2	17.2	23.9	61.9	0.9	5.0	2
	4	●	0450GS4	25.2	31.9	76.9	0.9	5.0	2
4.6	2	●	MDW 0460GS2	19.1	26.0	62.0	1.0	5.0	2
	4	●	0460GS4	32.1	39.0	77.0	1.0	5.0	2
4.7	2	●	MDW 0470GS2	19.0	26.0	62.0	1.0	5.0	2
	4	●	0470GS4	32.0	39.0	77.0	1.0	5.0	2
4.8	2	●	MDW 0480GS2	18.8	26.0	62.0	1.0	5.0	2
	4	●	0480GS4	31.8	39.0	77.0	1.0	5.0	2
4.9	2	●	MDW 0490GS2	18.7	26.0	62.0	1.0	5.0	2
	4	●	0490GS4	31.7	39.0	77.0	1.0	5.0	2
5.0	2	●	MDW 0500GS2	18.5	26.0	62.0	1.0	5.0	2
	4	●	0500GS4	31.5	39.0	77.0	1.0	5.0	2
5.1	2	●	MDW 0510GS2	18.5	26.1	66.1	1.1	6.0	2
	4	●	0510GS4	32.5	40.1	82.1	1.1	6.0	2
5.2	2	●	MDW 0520GS2	18.3	26.1	66.1	1.1	6.0	2
	4	●	0520GS4	32.3	40.1	82.1	1.1	6.0	2
5.3	2	●	MDW 0530GS2	18.2	26.1	66.1	1.1	6.0	2
	4	●	0530GS4	32.2	40.1	82.1	1.1	6.0	2
5.4	2	●	MDW 0540GS2	18.0	26.1	66.1	1.1	6.0	2
	4	●	0540GS4	32.0	40.1	82.1	1.1	6.0	2
5.5	2	●	MDW 0550GS2	17.9	26.1	66.1	1.1	6.0	2
	4	●	0550GS4	31.9	40.1	82.1	1.1	6.0	2
5.6	2	●	MDW 0560GS2	19.8	28.2	66.2	1.2	6.0	2
	4	●	0560GS4	33.8	42.2	82.2	1.2	6.0	2
5.7	2	●	MDW 0570GS2	19.7	28.2	66.2	1.2	6.0	2
	4	●	0570GS4	33.7	42.2	82.2	1.2	6.0	2
5.8	2	●	MDW 0580GS2	19.5	28.2	66.2	1.2	6.0	2
	4	●	0580GS4	33.5	42.2	82.2	1.2	6.0	2
5.9	2	●	MDW 0590GS2	19.4	28.2	66.2	1.2	6.0	2
	4	●	0590GS4	33.4	42.2	82.2	1.2	6.0	2
6.0	2	●	MDW 0600GS2	19.2	28.2	66.2	1.2	6.0	2
	4	●	0600GS4	33.2	42.2	82.2	1.2	6.0	2
6.1	2	●	MDW 0610GS2	23.2	32.3	74.3	1.3	7.0	2
	4	●	0610GS4	34.2	43.3	84.3	1.3	7.0	2
6.2	2	●	MDW 0620GS2	23.0	32.3	74.3	1.3	7.0	2
	4	●	0620GS4	34.0	43.3	84.3	1.3	7.0	2
6.3	2	●	MDW 0630GS2	22.9	32.3	74.3	1.3	7.0	2
	4	●	0630GS4	33.9	43.3	84.3	1.3	7.0	2
6.4	2	●	MDW 0640GS2	22.7	32.3	74.3	1.3	7.0	2
	4	●	0640GS4	33.7	43.3	84.3	1.3	7.0	2
6.5	2	●	MDW 0650GS2	22.6	32.3	74.3	1.3	7.0	2
	4	●	0650GS4	33.6	43.3	84.3	1.3	7.0	2

材质 ACX70

GS型(外冷式)

碳素钢,合金钢~0.28% | 碳素钢,合金钢0.29%~ | 调质钢 | 高硬度钢~45 HRC | 高硬度钢46HRC~ | 不锈钢 | 钛合金 | 耐热钢 | 铸铁 | 球墨铸铁

DEX 涂层 | 2D | 4D

※h6、h8公差参照N36

Fig 2

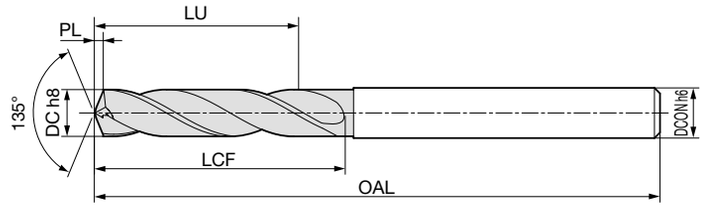

刀体　刃径ø6.6～9.3mm

尺寸(mm)

刃径 DC	孔深 (L/D)	库存	型　号	有效长度 LU	沟槽长度 LCF	全长 OAL	前端 PL	柄径 DCON	Fig
6.6	2	●	MDW 0660GS2	24.5	34.4	74.4	1.4	7.0	2
	4	●	0660GS4	34.5	44.4	84.4	1.4	7.0	2
6.7	2	●	MDW 0670GS2	24.4	34.4	74.4	1.4	7.0	2
	4	●	0670GS4	34.4	44.4	84.4	1.4	7.0	2
6.8	2	●	MDW 0680GS2	24.2	34.4	74.4	1.4	7.0	2
	4	●	0680GS4	34.2	44.4	84.4	1.4	7.0	2
6.9	2	●	MDW 0690GS2	24.1	34.4	74.4	1.4	7.0	2
	4	●	0690GS4	34.1	44.4	84.4	1.4	7.0	2
7.0	2	●	MDW 0700GS2	23.9	34.4	74.4	1.4	7.0	2
	4	●	0700GS4	33.9	44.4	84.4	1.4	7.0	2
7.1	2	●	MDW 0710GS2	23.9	34.5	79.5	1.5	8.0	2
	4	●	0710GS4	35.9	46.5	91.5	1.5	8.0	2
7.2	2	●	MDW 0720GS2	23.7	34.5	79.5	1.5	8.0	2
	4	●	0720GS4	35.7	46.5	91.5	1.5	8.0	2
7.3	2	●	MDW 0730GS2	23.6	34.5	79.5	1.5	8.0	2
	4	●	0730GS4	35.6	46.5	91.5	1.5	8.0	2
7.4	2	●	MDW 0740GS2	23.4	34.5	79.5	1.5	8.0	2
	4	●	0740GS4	35.4	46.5	91.5	1.5	8.0	2
7.5	2	●	MDW 0750GS2	23.4	34.6	79.6	1.6	8.0	2
	4	●	0750GS4	35.4	46.6	91.6	1.6	8.0	2
7.6	2	●	MDW 0760GS2	26.2	37.6	79.6	1.6	8.0	2
	4	●	0760GS4	38.2	49.6	91.6	1.6	8.0	2
7.7	2	●	MDW 0770GS2	26.1	37.6	79.6	1.6	8.0	2
	4	●	0770GS4	38.1	49.6	91.6	1.6	8.0	2
7.8	2	●	MDW 0780GS2	25.9	37.6	79.6	1.6	8.0	2
	4	●	0780GS4	37.9	49.6	91.6	1.6	8.0	2
7.9	2	●	MDW 0790GS2	25.8	37.6	79.6	1.6	8.0	2
	4	●	0790GS4	37.8	49.6	91.6	1.6	8.0	2
8.0	2	●	MDW 0800GS2	25.7	37.7	79.7	1.7	8.0	2
	4	●	0800GS4	37.7	49.7	91.7	1.7	8.0	2
8.1	2	●	MDW 0810GS2	25.6	37.7	83.7	1.7	9.0	2
	4	●	0810GS4	42.6	54.7	99.7	1.7	9.0	2
8.2	2	●	MDW 0820GS2	25.4	37.7	83.7	1.7	9.0	2
	4	●	0820GS4	42.4	54.7	99.7	1.7	9.0	2
8.3	2	●	MDW 0830GS2	25.3	37.7	83.7	1.7	9.0	2
	4	●	0830GS4	42.3	54.7	99.7	1.7	9.0	2
8.4	2	●	MDW 0840GS2	25.1	37.7	83.7	1.7	9.0	2
	4	●	0840GS4	42.1	54.7	99.7	1.7	9.0	2
8.5	2	●	MDW 0850GS2	25.1	37.8	83.8	1.8	9.0	2
	4	●	0850GS4	42.1	54.8	99.8	1.8	9.0	2
8.6	2	●	MDW 0860GS2	26.9	39.8	83.8	1.8	9.0	2
	4	●	0860GS4	43.9	56.8	99.8	1.8	9.0	2
8.7	2	●	MDW 0870GS2	26.8	39.8	83.8	1.8	9.0	2
	4	●	0870GS4	43.8	56.8	99.8	1.8	9.0	2
8.8	2	●	MDW 0880GS2	26.6	39.8	83.8	1.8	9.0	2
	4	●	0880GS4	43.6	56.8	99.8	1.8	9.0	2
8.9	2	●	MDW 0890GS2	26.5	39.8	83.8	1.8	9.0	2
	4	●	0890GS4	43.5	56.8	99.8	1.8	9.0	2
9.0	2	●	MDW 0900GS2	26.4	39.9	83.9	1.9	9.0	2
	4	●	0900GS4	43.4	56.9	99.9	1.9	9.0	2
9.1	2	●	MDW 0910GS2	26.3	39.9	88.9	1.9	10.0	2
	4	●	0910GS4	46.3	59.9	106.9	1.9	10.0	2
9.2	2	●	MDW 0920GS2	26.1	39.9	88.9	1.9	10.0	2
	4	●	0920GS4	46.1	59.9	106.9	1.9	10.0	2
9.3	2	●	MDW 0930GS2	26.0	39.9	88.9	1.9	10.0	2
	4	●	0930GS4	46.0	59.9	106.9	1.9	10.0	2

材质 ACX70

刀体　刃径ø9.4～12.1mm

尺寸(mm)

刃径 DC	孔深 (L/D)	库存	型　号	有效长度 LU	沟槽长度 LCF	全长 OAL	前端 PL	柄径 DCON	Fig
9.4	2	●	MDW 0940GS2	25.8	39.9	88.9	1.9	10.0	2
	4	●	0940GS4	45.8	59.9	106.9	1.9	10.0	2
9.5	2	●	MDW 0950GS2	25.8	40.0	89.0	2.0	10.0	2
	4	●	0950GS4	45.8	60.0	107.0	2.0	10.0	2
9.6	2	●	MDW 0960GS2	28.6	43.0	89.0	2.0	10.0	2
	4	●	0960GS4	47.6	62.0	107.0	2.0	10.0	2
9.7	2	●	MDW 0970GS2	28.5	43.0	89.0	2.0	10.0	2
	4	●	0970GS4	47.5	62.0	107.0	2.0	10.0	2
9.8	2	●	MDW 0980GS2	28.3	43.0	89.0	2.0	10.0	2
	4	●	0980GS4	47.3	62.0	107.0	2.0	10.0	2
9.9	2	●	MDW 0990GS2	28.2	43.0	89.0	2.0	10.0	2
	4	●	0990GS4	47.2	62.0	107.0	2.0	10.0	2
10.0	2	●	MDW 1000GS2	28.1	43.1	89.1	2.1	10.0	2
	4	●	1000GS4	47.1	62.1	107.1	2.1	10.0	2
10.1	2	●	MDW 1010GS2	28.0	43.1	95.1	2.1	11.0	2
	4	●	1010GS4	53.0	68.1	116.1	2.1	11.0	2
10.2	2	●	MDW 1020GS2	27.8	43.1	95.1	2.1	11.0	2
	4	●	1020GS4	52.8	68.1	116.1	2.1	11.0	2
10.3	2	●	MDW 1030GS2	27.7	43.1	95.1	2.1	11.0	2
	4	●	1030GS4	52.7	68.1	116.1	2.1	11.0	2
10.4	2	●	MDW 1040GS2	27.6	43.2	95.2	2.2	11.0	2
	4	●	1040GS4	52.6	68.2	116.2	2.2	11.0	2
10.5	2	●	MDW 1050GS2	27.5	43.2	95.2	2.2	11.0	2
	4	●	1050GS4	52.5	68.2	116.2	2.2	11.0	2
10.6	2	●	MDW 1060GS2	31.3	47.2	95.2	2.2	11.0	2
	4	●	1060GS4	54.3	70.2	116.2	2.2	11.0	2
10.7	2	●	MDW 1070GS2	31.2	47.2	95.2	2.2	11.0	2
	4	●	1070GS4	54.2	70.2	116.2	2.2	11.0	2
10.8	2	●	MDW 1080GS2	31.0	47.2	95.2	2.2	11.0	2
	4	●	1080GS4	54.0	70.2	116.2	2.2	11.0	2
10.9	2	●	MDW 1090GS2	31.0	47.3	95.3	2.3	11.0	2
	4	●	1090GS4	54.0	70.3	116.3	2.3	11.0	2
11.0	2	●	MDW 1100GS2	30.8	47.3	95.3	2.3	11.0	2
	4	●	1100GS4	53.8	70.3	116.3	2.3	11.0	2
11.1	2	●	MDW 1110GS2	30.7	47.3	102.3	2.3	12.0	2
	4	●	1110GS4	56.7	73.3	123.3	2.3	12.0	2
11.2	2	●	MDW 1120GS2	30.5	47.3	102.3	2.3	12.0	2
	4	●	1120GS4	56.5	73.3	123.3	2.3	12.0	2
11.3	2	●	MDW 1130GS2	30.4	47.3	102.3	2.3	12.0	2
	4	●	1130GS4	56.4	73.3	123.3	2.3	12.0	2
11.4	2	●	MDW 1140GS2	30.3	47.4	102.4	2.4	12.0	2
	4	●	1140GS4	56.3	73.4	123.4	2.4	12.0	2
11.5	2	●	MDW 1150GS2	30.2	47.4	102.4	2.4	12.0	2
	4	●	1150GS4	56.2	73.4	123.4	2.4	12.0	2
11.6	2	●	MDW 1160GS2	32.0	49.4	102.4	2.4	12.0	2
	4	●	1160GS4	58.0	75.4	123.4	2.4	12.0	2
11.7	2	●	MDW 1170GS2	31.9	49.4	102.4	2.4	12.0	2
	4	●	1170GS4	57.9	75.4	123.4	2.4	12.0	2
11.8	2	●	MDW 1180GS2	31.7	49.4	102.4	2.4	12.0	2
	4	●	1180GS4	57.7	75.4	123.4	2.4	12.0	2
11.9	2	●	MDW 1190GS2	31.7	49.5	102.5	2.5	12.0	2
	4	●	1190GS4	57.7	75.5	123.5	2.5	12.0	2
12.0	2	●	MDW 1200GS2	31.5	49.5	102.5	2.5	12.0	2
	4	●	1200GS4	57.5	75.5	123.5	2.5	12.0	2
12.1	2		MDW 1210GS2	31.4	49.5	102.5	2.5	13.0	2
	4		1210GS4	60.4	78.5	139.5	2.5	13.0	2

材质 ACX70

GS型(外冷式)

碳素钢,合金钢~0.28% | 碳素钢,合金钢0.29%~ | 调质钢 | 高硬度钢~45 HRC | 高硬度钢46HRC~ | 不锈钢 | 钛合金 | 耐热钢 | 铸铁 | 球墨铸铁

DEX 涂层 | 2D | 4D

※h6、h8公差参照N36

Fig 2

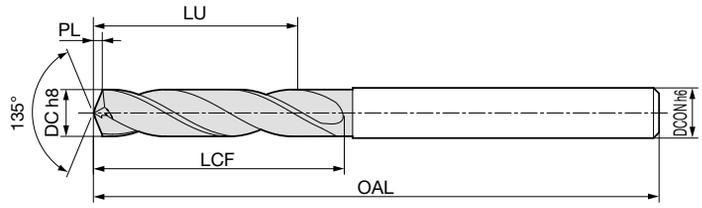

刀体　刃径ø12.2～14.9mm

尺寸(mm)

刃径 DC	孔深 (L/D)	库存	型　号	有效长度 LU	沟槽长度 LCF	全长 OAL	前端 PL	柄径 DCON	Fig
12.2	2		MDW 1220GS2	31.2	49.5	102.5	2.5	13.0	2
	4		1220GS4	60.2	78.5	139.5	2.5	13.0	2
12.3	2		MDW 1230GS2	31.1	49.5	102.5	2.5	13.0	2
	4		1230GS4	60.1	78.5	139.5	2.5	13.0	2
12.4	2		MDW 1240GS2	31.0	49.6	102.6	2.6	13.0	2
	4		1240GS4	60.0	78.6	139.6	2.5	13.0	2
12.5	2		MDW 1250GS2	30.9	49.6	102.6	2.6	13.0	2
	4		1250GS4	59.9	78.6	139.6	2.6	13.0	2
12.6	2		MDW 1260GS2	32.7	51.6	102.6	2.6	13.0	2
	4		1260GS4	61.7	80.6	139.6	2.6	13.0	2
12.7	2		MDW 1270GS2	32.6	51.6	102.6	2.6	13.0	2
	4		1270GS4	61.6	80.6	139.6	2.6	13.0	2
12.8	2		MDW 1280GS2	32.4	51.6	102.6	2.6	13.0	2
	4		1280GS4	61.4	80.6	139.6	2.6	13.0	2
12.9	2		MDW 1290GS2	32.4	51.7	102.7	2.7	13.0	2
	4		1290GS4	61.4	80.7	139.7	2.7	13.0	2
13.0	2		MDW 1300GS2	32.2	51.7	102.7	2.7	13.0	2
	4		1300GS4	61.2	80.7	139.7	2.7	13.0	2
13.1	2		MDW 1310GS2	33.1	52.7	107.7	2.7	14.0	2
	4		1310GS4	67.1	86.7	149.7	2.7	14.0	2
13.2	2		MDW 1320GS2	32.9	52.7	107.7	2.7	14.0	2
	4		1320GS4	66.9	86.7	149.7	2.7	14.0	2
13.3	2		MDW 1330GS2	32.9	52.8	107.8	2.8	14.0	2
	4		1330GS4	66.9	86.8	149.8	2.8	14.0	2
13.4	2		MDW 1340GS2	32.7	52.8	107.8	2.8	14.0	2
	4		1340GS4	66.7	86.8	149.8	2.8	14.0	2
13.5	2		MDW 1350GS2	32.6	52.8	107.8	2.8	14.0	2
	4		1350GS4	66.6	86.8	149.8	2.8	14.0	2
13.6	2		MDW 1360GS2	34.4	54.8	107.8	2.8	14.0	2
	4		1360GS4	68.4	88.8	149.8	2.8	14.0	2
13.7	2		MDW 1370GS2	34.3	54.8	107.8	2.8	14.0	2
	4		1370GS4	68.3	88.8	149.8	2.8	14.0	2
13.8	2		MDW 1380GS2	34.2	54.9	107.9	2.9	14.0	2
	4		1380GS4	68.2	88.9	149.9	2.9	14.0	2
13.9	2		MDW 1390GS2	34.1	54.9	107.9	2.9	14.0	2
	4		1390GS4	68.1	88.9	149.9	2.9	14.0	2
14.0	2		MDW 1400GS2	33.9	54.9	107.9	2.9	14.0	2
	4		1400GS4	67.9	88.9	149.9	2.9	14.0	2
14.1	2		MDW 1410GS2	33.8	54.9	110.9	2.9	15.0	2
	4		1410GS4	70.8	91.9	155.9	2.9	15.0	2
14.2	2		MDW 1420GS2	33.6	54.9	110.9	2.9	15.0	2
	4		1420GS4	70.6	91.9	155.9	2.9	15.0	2
14.3	2		MDW 1430GS2	33.6	55.0	111.0	3.0	15.0	2
	4		1430GS4	70.6	92.0	156.0	3.0	15.0	2
14.4	2		MDW 1440GS2	33.4	55.0	111.0	3.0	15.0	2
	4		1440GS4	70.4	92.0	156.0	3.0	15.0	2
14.5	2		MDW 1450GS2	33.3	55.0	111.0	3.0	15.0	2
	4		1450GS4	70.3	92.0	156.0	3.0	15.0	2
14.6	2		MDW 1460GS2	34.1	56.0	111.0	3.0	15.0	2
	4		1460GS4	72.1	94.0	156.0	3.0	15.0	2
14.7	2		MDW 1470GS2	34.0	56.0	111.0	3.0	15.0	2
	4		1470GS4	72.0	94.0	156.0	3.0	15.0	2
14.8	2		MDW 1480GS2	33.9	56.1	111.1	3.1	15.0	2
	4		1480GS4	71.9	94.1	156.1	3.1	15.0	2
14.9	2		MDW 1490GS2	33.8	56.1	111.1	3.1	15.0	2
	4		1490GS4	71.8	94.1	156.1	3.1	15.0	2

材质 ACX70

刀体　刃径ø15.0～17.7mm

尺寸(mm)

刃径 DC	孔深 (L/D)	库存	型　号	有效长度 LU	沟槽长度 LCF	全长 OAL	前端 PL	柄径 DCON	Fig
15.0	2		MDW 1500GS2	33.6	56.1	111.1	3.1	15.0	2
	4		1500GS4	71.6	94.1	156.1	3.1	15.0	2
15.1	2		MDW 1510GS2	33.5	56.1	115.1	3.1	16.0	2
	4		1510GS4	74.5	97.1	163.1	3.1	16.0	2
15.2	2		MDW 1520GS2	33.3	56.1	115.1	3.1	16.0	2
	4		1520GS4	74.3	97.1	163.1	3.1	16.0	2
15.3	2		MDW 1530GS2	33.3	56.2	115.2	3.2	16.0	2
	4		1530GS4	74.3	97.2	163.2	3.2	16.0	2
15.4	2		MDW 1540GS2	33.1	56.2	115.2	3.2	16.0	2
	4		1540GS4	74.1	97.2	163.2	3.2	16.0	2
15.5	2		MDW 1550GS2	33.0	56.2	115.2	3.2	16.0	2
	4		1550GS4	74.0	97.2	163.2	3.2	16.0	2
15.6	2		MDW 1560GS2	34.8	58.2	115.2	3.2	16.0	2
	4		1560GS4	75.8	99.2	163.2	3.2	16.0	2
15.7	2		MDW 1570GS2	34.7	58.2	115.2	3.2	16.0	2
	4		1570GS4	75.7	99.2	163.2	3.2	16.0	2
15.8	2		MDW 1580GS2	34.6	58.3	115.3	3.3	16.0	2
	4		1580GS4	75.6	99.3	163.3	3.3	16.0	2
15.9	2		MDW 1590GS2	34.5	58.3	115.3	3.3	16.0	2
	4		1590GS4	75.5	99.3	163.3	3.3	16.0	2
16.0	2		MDW 1600GS2	34.3	58.3	115.3	3.3	16.0	2
	4		1600GS4	75.3	99.3	163.3	3.3	16.0	2
16.1	2		MDW 1610GS2	35.2	59.3	119.3	3.3	17.0	2
	4		1610GS4	77.2	101.3	170.3	3.3	17.0	2
16.2	2		MDW 1620GS2	35.1	59.4	119.4	3.4	17.0	2
	4		1620GS4	77.1	101.4	170.4	3.4	17.0	2
16.3	2		MDW 1630GS2	35.0	59.4	119.4	3.4	17.0	2
	4		1630GS4	77.0	101.4	170.4	3.4	17.0	2
16.4	2		MDW 1640GS2	34.8	59.4	119.4	3.4	17.0	2
	4		1640GS4	76.8	101.4	170.4	3.4	17.0	2
16.5	2		MDW 1650GS2	34.7	59.4	119.4	3.4	17.0	2
	4		1650GS4	76.7	101.4	170.4	3.4	17.0	2
16.6	2		MDW 1660GS2	35.5	60.4	119.4	3.4	17.0	2
	4		1660GS4	76.5	101.4	170.4	3.4	17.0	2
16.7	2		MDW 1670GS2	35.5	60.5	119.5	3.5	17.0	2
	4		1670GS4	76.5	101.5	170.5	3.5	17.0	2
16.8	2		MDW 1680GS2	35.3	60.5	119.5	3.5	17.0	2
	4		1680GS4	76.3	101.5	170.5	3.5	17.0	2
16.9	2		MDW 1690GS2	35.2	60.5	119.5	3.5	17.0	2
	4		1690GS4	76.2	101.5	170.5	3.5	17.0	2
17.0	2		MDW 1700GS2	35.0	60.5	119.5	3.5	17.0	2
	4		1700GS4	76.0	101.5	170.5	3.5	17.0	2
17.1	2		MDW 1710GS2	35.9	61.5	123.5	3.5	18.0	2
	4		1710GS4	77.9	103.5	170.5	3.5	18.0	2
17.2	2		MDW 1720GS2	35.8	61.6	123.6	3.6	18.0	2
	4		1720GS4	77.8	103.6	170.6	3.6	18.0	2
17.3	2		MDW 1730GS2	35.7	61.6	123.6	3.6	18.0	2
	4		1730GS4	77.7	103.6	170.6	3.6	18.0	2
17.4	2		MDW 1740GS2	35.5	61.6	123.6	3.6	18.0	2
	4		1740GS4	77.5	103.6	170.6	3.6	18.0	2
17.5	2		MDW 1750GS2	35.4	61.6	123.6	3.6	18.0	2
	4		1750GS4	77.4	103.6	170.6	3.6	18.0	2
17.6	2		MDW 1760GS2	36.2	62.6	123.6	3.6	18.0	2
	4		1760GS4	79.2	105.6	170.6	3.6	18.0	2
17.7	2		MDW 1770GS2	36.2	62.7	123.7	3.7	18.0	2
	4		1770GS4	79.2	105.7	170.7	3.7	18.0	2

材质 ACX70

GS型(外冷式)

碳素钢,合金钢~0.28% | 碳素钢,合金钢0.29%~ | 调质钢 | 高硬度钢~45 HRC | 高硬度钢46HRC~ | 不锈钢 | 钛合金 | 耐热钢 | 铸铁 | 球墨铸铁

DEX 涂层 | 2D | 4D

※h6、h8公差参照N36

Fig 2

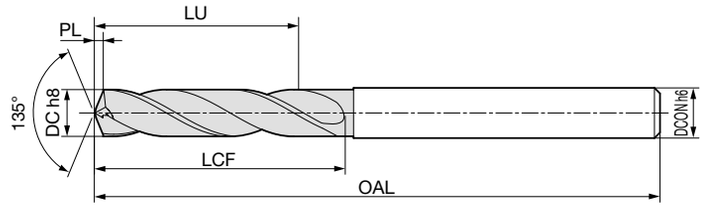

刀体　刃径ø17.8～18.9mm

尺寸(mm)

刃径 DC	孔深 (L/D)	库存	型　号	有效长度 LU	沟槽长度 LCF	全长 OAL	前端 PL	柄径 DCON	Fig
17.8	2		**MDW 1780GS2**	36.0	62.7	123.7	3.7	18.0	2
	4		**1780GS4**	79.0	105.7	170.7	3.7	18.0	2
17.9	2		**MDW 1790GS2**	35.9	62.7	123.7	3.7	18.0	2
	4		**1790GS4**	78.9	105.7	170.7	3.7	18.0	2
18.0	2		**MDW 1800GS2**	35.7	62.7	123.7	3.7	18.0	2
	4		**1800GS4**	78.7	105.7	170.7	3.7	18.0	2
18.1	2		**MDW 1810GS2**	35.6	62.7	126.7	3.7	19.0	2
	4		**1810GS4**	80.6	107.7	182.7	3.7	19.0	2
18.2	2		**MDW 1820GS2**	35.5	62.8	126.8	3.8	19.0	2
	4		**1820GS4**	80.5	107.8	182.8	3.8	19.0	2
18.3	2		**MDW 1830GS2**	35.4	62.8	126.8	3.8	19.0	2
	4		**1830GS4**	80.4	107.8	182.8	3.8	19.0	2
18.4	2		**MDW 1840GS2**	35.2	62.8	126.8	3.8	19.0	2
	4		**1840GS4**	80.2	107.8	182.8	3.8	19.0	2
18.5	2		**MDW 1850GS2**	35.1	62.8	126.8	3.8	19.0	2
	4		**1850GS4**	80.1	107.8	182.8	3.8	19.0	2
18.6	2		**MDW 1860GS2**	36.0	63.9	126.9	3.9	19.0	2
	4		**1860GS4**	82.0	109.9	182.9	3.9	19.0	2
18.7	2		**MDW 1870GS2**	35.9	63.9	126.9	3.9	19.0	2
	4		**1870GS4**	81.9	109.9	182.9	3.9	19.0	2
18.8	2		**MDW 1880GS2**	35.7	63.9	126.9	3.9	19.0	2
	4		**1880GS4**	81.7	109.9	182.9	3.9	19.0	2
18.9	2		**MDW 1890GS2**	35.6	63.9	126.9	3.9	19.0	2
	4		**1890GS4**	81.6	109.9	182.9	3.9	19.0	2

材质 ACX70

刀体　刃径ø19.0～20.0mm

尺寸(mm)

刃径 DC	孔深 (L/D)	库存	型　号	有效长度 LU	沟槽长度 LCF	全长 OAL	前端 PL	柄径 DCON	Fig
19.0	2		**MDW 1900GS2**	35.4	63.9	126.9	3.9	19.0	2
	4		**1900GS4**	81.4	109.9	182.9	3.9	19.0	2
19.1	2		**MDW 1910GS2**	36.4	65.0	131.0	4.0	20.0	2
	4		**1910GS4**	85.4	114.0	183.0	4.0	20.0	2
19.2	2		**MDW 1920GS2**	36.2	65.0	131.0	4.0	20.0	2
	4		**1920GS4**	85.2	114.0	183.0	4.0	20.0	2
19.3	2		**MDW 1930GS2**	36.1	65.0	131.0	4.0	20.0	2
	4		**1930GS4**	85.1	114.0	183.0	4.0	20.0	2
19.4	2		**MDW 1940GS2**	35.9	65.0	131.0	4.0	20.0	2
	4		**1940GS4**	84.9	114.0	183.0	4.0	20.0	2
19.5	2		**MDW 1950GS2**	35.8	65.0	131.0	4.0	20.0	2
	4		**1950GS4**	84.8	114.0	183.0	4.0	20.0	2
19.6	2		**MDW 1960GS2**	36.7	66.1	131.1	4.1	20.0	2
	4		**1960GS4**	88.7	118.1	183.1	4.1	20.0	2
19.7	2		**MDW 1970GS2**	36.6	66.1	131.1	4.1	20.0	2
	4		**1970GS4**	88.6	118.1	183.1	4.1	20.0	2
19.8	2		**MDW 1980GS2**	36.4	66.1	131.1	4.1	20.0	2
	4		**1980GS4**	88.4	118.1	183.1	4.1	20.0	2
19.9	2		**MDW 1990GS2**	36.3	66.1	131.1	4.1	20.0	2
	4		**1990GS4**	88.3	118.1	183.1	4.1	20.0	2
20.0	2		**MDW 2000GS2**	36.1	66.1	131.1	4.1	20.0	2
	4		**2000GS4**	88.1	118.1	183.1	4.1	20.0	2

材质 ACX70

推荐切削条件

(n:转速min^{-1} vc:切削速度 m/min f:进给量 mm/rev)

刃径DC (mm)	切削条件	软钢/一般钢 (～300HB)	高硬度材 (～45HRC)	高硬度材 (46HRC～)	不锈钢 (～200HB)	灰口铸铁 FC250	球墨铸铁 FCD450
ø3.0	n	6,400	3,200	1,600	2,700	5,300	4,800
	vc	30 - **60** - 70	20 - **30** - 40	10 - **15** - 20	10 - **25** - 40	40 - **50** - 70	35 - **45** - 60
	f	0.1 - **0.15** - 0.2	0.06 - **0.07** - 0.08	0.05 - **0.07** - 0.08	0.06 - **0.08** - 0.12	0.15 - **0.2** - 0.25	0.12 - **0.15** - 0.2
ø4.0	n	4,800	2,400	1,200	2,000	4,000	3,600
	vc	30 - **60** - 80	20 - **30** - 40	10 - **15** - 20	10 - **25** - 45	40 - **50** - 70	35 - **45** - 60
	f	0.12 - **0.17** - 0.22	0.07 - **0.08** - 0.09	0.05 - **0.07** - 0.08	0.07 - **0.09** - 0.13	0.15 - **0.2** - 0.27	0.13 - **0.17** - 0.22
ø5.0	n	3,800	1,900	950	1,900	3,200	3,200
	vc	40 - **60** - 100	20 - **30** - 40	10 - **15** - 20	15 - **30** - 55	40 - **50** - 70	40 - **50** - 60
	f	0.15 - **0.2** - 0.25	0.08 - **0.09** - 0.1	0.05 - **0.07** - 0.08	0.08 - **0.1** - 0.15	0.15 - **0.2** - 0.3	0.15 - **0.2** - 0.25
ø8.0	n	3,200	1,200	600	1,400	2,000	2,400
	vc	40 - **80** - 120	20 - **30** - 40	10 - **15** - 20	15 - **35** - 55	40 - **50** - 80	50 - **60** - 70
	f	0.18 - **0.23** - 0.3	0.09 - **0.1** - 0.13	0.06 - **0.08** - 0.1	0.09 - **0.12** - 0.17	0.18 - **0.23** - 0.33	0.18 - **0.23** - 0.3
ø10.0	n	2,500	1,000	500	1,300	1,900	1,900
	vc	50 - **80** - 130	20 - **30** - 40	10 - **15** - 20	15 - **40** - 60	50 - **60** - 80	50 - **60** - 70
	f	0.2 - **0.25** - 0.35	0.1 - **0.12** - 0.15	0.06 - **0.08** - 0.1	0.1 - **0.15** - 0.2	0.2 - **0.3** - 0.35	0.2 - **0.25** - 0.35
ø12.0	n	2,100	800	400	1,100	1,700	1,600
	vc	50 - **80** - 130	20 - **30** - 40	10 - **15** - 20	15 - **40** - 60	50 - **65** - 80	50 - **60** - 70
	f	0.2 - **0.25** - 0.35	0.1 - **0.12** - 0.15	0.06 - **0.08** - 0.1	0.1 - **0.15** - 0.2	0.2 - **0.3** - 0.35	0.2 - **0.25** - 0.35
ø16.0	n	1,800	600	300	800	1,600	1,200
	vc	50 - **90** - 130	20 - **30** - 40	10 - **15** - 20	20 - **40** - 60	60 - **80** - 90	50 - **60** - 75
	f	0.22 - **0.26** - 0.35	0.1 - **0.12** - 0.15	0.07 - **0.09** - 0.11	0.1 - **0.15** - 0.2	0.22 - **0.3** - 0.35	0.22 - **0.28** - 0.35
ø20.0	n	1,600	500	250	650	1,300	950
	vc	60 - **100** - 140	20 - **30** - 40	10 - **15** - 20	20 - **40** - 60	60 - **80** - 100	50 - **60** - 80
	f	0.25 - **0.3** - 0.35	0.1 - **0.12** - 0.15	0.08 - **0.1** - 0.12	0.1 - **0.15** - 0.2	0.25 - **0.3** - 0.35	0.25 - **0.3** - 0.35

下限值- **推荐值**- 上限值

HGS型(内冷式)

碳素钢、合金钢 ~0.28% | 碳素钢、合金钢 0.29%~ | 调质钢 | 高硬度钢 ~45 HRC | 高硬度钢 46HRC~ | 不锈钢 | 钛合金 | 耐热钢 | 铸铁 | 球墨铸铁 | 铜合金

DEX 涂层 | 有油孔 | 3D | 5D | 8D

※h6、h8公差参照N36

Fig 1 (刃径ø1.5～2.4mm 单刃带)

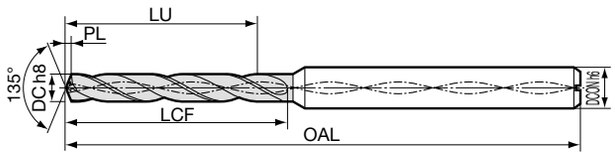

Fig 2 (刃径ø2.5～20.0mm 双刃带)

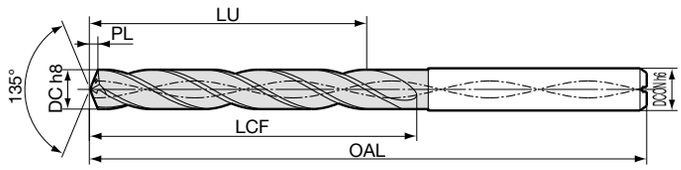

刀体　刃径ø1.5～3.2mm

尺寸(mm)

刃径 DC	孔深 (L/D)	库存	型　号	有效长度 LU	沟槽长度 LCF	全长 OAL	前端 PL	柄径 DCON	Fig
1.5	3	●	MDW 0150HGS3	8.1	10.3	63.3	0.3	3.0	1
	5	●	0150HGS5	12.1	14.3	70.3	0.3	3.0	1
	8	●	0150HGS8	16.6	18.8	76.3	0.3	3.0	1
1.6	3	●	MDW 0160HGS3	10.4	12.8	63.3	0.3	3.0	1
	5	●	0160HGS5	16.9	19.3	70.3	0.3	3.0	1
	8	●	0160HGS8	21.9	24.3	76.3	0.3	3.0	1
1.7	3	●	MDW 0170HGS3	10.4	12.9	63.4	0.4	3.0	1
	5	●	0170HGS5	16.9	19.4	70.4	0.4	3.0	1
	8	●	0170HGS8	21.9	24.4	76.4	0.4	3.0	1
1.8	3	●	MDW 0180HGS3	10.2	12.9	63.4	0.4	3.0	1
	5	●	0180HGS5	16.7	19.4	70.4	0.4	3.0	1
	8	●	0180HGS8	21.7	24.4	76.4	0.4	3.0	1
1.9	3	●	MDW 0190HGS3	10.1	12.9	63.4	0.4	3.0	1
	5	●	0190HGS5	16.6	19.4	70.4	0.4	3.0	1
	8	●	0190HGS8	21.6	24.4	76.4	0.4	3.0	1
2.0	3	●	MDW 0200HGS3	9.9	12.9	63.4	0.4	3.0	1
	5	●	0200HGS5	16.4	19.4	70.4	0.4	3.0	1
	8	●	0200HGS8	21.4	24.4	76.4	0.4	3.0	1
2.1	3	●	MDW 0210HGS3	12.3	15.4	68.4	0.4	3.0	1
	5	●	0210HGS5	21.3	24.4	78.4	0.4	3.0	1
	8	●	0210HGS8	24.8	27.9	81.4	0.4	3.0	1
2.2	3	●	MDW 0220HGS3	12.2	15.5	68.5	0.5	3.0	1
	5	●	0220HGS5	21.2	24.5	78.5	0.5	3.0	1
	8	●	0220HGS8	24.7	28.0	81.5	0.5	3.0	1
2.3	3	●	MDW 0230HGS3	12.1	15.5	68.5	0.5	3.0	1
	5	●	0230HGS5	21.1	24.5	78.5	0.5	3.0	1
	8	●	0230HGS8	24.6	28.0	81.5	0.5	3.0	1
2.4	3	●	MDW 0240HGS3	11.9	15.5	68.5	0.5	3.0	1
	5	●	0240HGS5	20.9	24.5	78.5	0.5	3.0	1
	8	●	0240HGS8	24.4	28.0	81.5	0.5	3.0	1
2.5	3	●	MDW 0250HGS3	11.8	15.5	68.5	0.5	3.0	2
	5	●	0250HGS5	20.8	24.5	78.5	0.5	3.0	2
	8	●	0250HGS8	24.3	28.0	81.5	0.5	3.0	2
2.6	3	●	MDW 0260HGS3	14.1	18.0	68.5	0.5	3.0	2
	5	●	0260HGS5	24.6	28.5	78.5	0.5	3.0	2
	8	●	0260HGS8	29.6	33.5	81.5	0.5	3.0	2
2.7	3	●	MDW 0270HGS3	14.1	18.1	68.6	0.6	3.0	2
	5	●	0270HGS5	24.6	28.6	78.6	0.6	3.0	2
	8	●	0270HGS8	29.6	33.6	81.6	0.6	3.0	2
2.8	3	●	MDW 0280HGS3	13.9	18.1	68.6	0.6	3.0	2
	5	●	0280HGS5	24.4	28.6	78.6	0.6	3.0	2
	8	●	0280HGS8	29.4	33.6	81.6	0.6	3.0	2
2.9	3	●	MDW 0290HGS3	13.8	18.1	68.6	0.6	3.0	2
	5	●	0290HGS5	24.3	28.6	78.6	0.6	3.0	2
	8	●	0290HGS8	29.3	33.6	81.6	0.6	3.0	2
3.0	3	●	MDW 0300HGS3	13.6	18.1	68.6	0.6	3.0	2
	5	●	0300HGS5	24.1	28.6	78.6	0.6	3.0	2
	8	●	0300HGS8	29.1	33.6	81.6	0.6	3.0	2
3.1	3	●	MDW 0310HGS3	16.0	20.6	72.6	0.6	4.0	2
	5	●	0310HGS5	28.0	32.6	86.6	0.6	4.0	2
	8	●	0310HGS8	34.5	39.1	92.6	0.6	4.0	2
3.2	3	●	MDW 0320HGS3	15.9	20.7	72.7	0.7	4.0	2
	5	●	0320HGS5	27.9	32.7	86.7	0.7	4.0	2
	8	●	0320HGS8	34.4	39.2	92.7	0.7	4.0	2

材质 ACX70

刀体　刃径ø3.3～5.0mm

尺寸(mm)

刃径 DC	孔深 (L/D)	库存	型　号	有效长度 LU	沟槽长度 LCF	全长 OAL	前端 PL	柄径 DCON	Fig
3.3	3	●	MDW 0330HGS3	15.8	20.7	72.7	0.7	4.0	2
	5	●	0330HGS5	27.8	32.7	86.7	0.7	4.0	2
	8	●	0330HGS8	34.3	39.2	92.7	0.7	4.0	2
3.4	3	●	MDW 0340HGS3	15.6	20.7	72.7	0.7	4.0	2
	5	●	0340HGS5	27.6	32.7	86.7	0.7	4.0	2
	8	●	0340HGS8	34.1	39.2	92.7	0.7	4.0	2
3.5	3	●	MDW 0350HGS3	15.5	20.7	72.7	0.7	4.0	2
	5	●	0350HGS5	27.5	32.7	86.7	0.7	4.0	2
	8	●	0350HGS8	34.0	39.2	92.7	0.7	4.0	2
3.6	3	●	MDW 0360HGS3	17.8	23.2	72.7	0.7	4.0	2
	5	●	0360HGS5	31.3	36.7	86.7	0.7	4.0	2
	8	●	0360HGS8	39.3	44.7	92.7	0.7	4.0	2
3.7	3	●	MDW 0370HGS3	17.8	23.3	72.8	0.8	4.0	2
	5	●	0370HGS5	31.3	36.8	86.8	0.8	4.0	2
	8	●	0370HGS8	39.3	44.8	92.8	0.8	4.0	2
3.8	3	●	MDW 0380HGS3	17.6	23.3	72.8	0.8	4.0	2
	5	●	0380HGS5	31.1	36.8	86.8	0.8	4.0	2
	8	●	0380HGS8	39.1	44.8	92.8	0.8	4.0	2
3.9	3	●	MDW 0390HGS3	17.5	23.3	72.8	0.8	4.0	2
	5	●	0390HGS5	31.0	36.8	86.8	0.8	4.0	2
	8	●	0390HGS8	39.0	44.8	92.8	0.8	4.0	2
4.0	3	●	MDW 0400HGS3	17.3	23.3	72.8	0.8	4.0	2
	5	●	0400HGS5	30.8	36.8	86.8	0.8	4.0	2
	8	●	0400HGS8	38.8	44.8	92.8	0.8	4.0	2
4.1	3	●	MDW 0410HGS3	19.7	25.8	80.8	0.8	5.0	2
	5	●	0410HGS5	34.7	40.8	98.8	0.8	5.0	2
	8	●	0410HGS8	44.2	50.3	105.8	0.8	5.0	2
4.2	3	●	MDW 0420HGS3	19.6	25.9	80.9	0.9	5.0	2
	5	●	0420HGS5	34.6	40.9	98.9	0.9	5.0	2
	8	●	0420HGS8	44.1	50.4	105.9	0.9	5.0	2
4.3	3	●	MDW 0430HGS3	19.5	25.9	80.9	0.9	5.0	2
	5	●	0430HGS5	34.5	40.9	98.9	0.9	5.0	2
	8	●	0430HGS8	44.0	50.4	105.9	0.9	5.0	2
4.4	3	●	MDW 0440HGS3	19.3	25.9	80.9	0.9	5.0	2
	5	●	0440HGS5	34.3	40.9	98.9	0.9	5.0	2
	8	●	0440HGS8	43.8	50.4	105.9	0.9	5.0	2
4.5	3	●	MDW 0450HGS3	19.2	25.9	80.9	0.9	5.0	2
	5	●	0450HGS5	34.2	40.9	98.9	0.9	5.0	2
	8	●	0450HGS8	43.7	50.4	105.9	0.9	5.0	2
4.6	3	●	MDW 0460HGS3	21.6	28.5	81.0	1.0	5.0	2
	5	●	0460HGS5	38.1	45.0	99.0	1.0	5.0	2
	8	●	0460HGS8	49.1	56.0	106.0	1.0	5.0	2
4.7	3	●	MDW 0470HGS3	21.5	28.5	81.0	1.0	5.0	2
	5	●	0470HGS5	38.0	45.0	99.0	1.0	5.0	2
	8	●	0470HGS8	49.0	56.0	106.0	1.0	5.0	2
4.8	3	●	MDW 0480HGS3	21.3	28.5	81.0	1.0	5.0	2
	5	●	0480HGS5	37.8	45.0	99.0	1.0	5.0	2
	8	●	0480HGS8	48.8	56.0	106.0	1.0	5.0	2
4.9	3	●	MDW 0490HGS3	21.2	28.5	81.0	1.0	5.0	2
	5	●	0490HGS5	37.7	45.0	99.0	1.0	5.0	2
	8	●	0490HGS8	48.7	56.0	106.0	1.0	5.0	2
5.0	3	●	MDW 0500HGS3	21.0	28.5	81.0	1.0	5.0	2
	5	●	0500HGS5	37.5	45.0	99.0	1.0	5.0	2
	8	●	0500HGS8	48.5	56.0	106.0	1.0	5.0	2

材质 ACX70

HGS型(内冷式)

碳素钢,合金钢~0.28% | 碳素钢,合金钢0.29%~ | 调质钢 | 高硬度钢~45 HRC | 高硬度钢46HRC~ | 不锈钢 | 钛合金 | 耐热钢 | 铸铁 | 球墨铸铁 | 铜合金

DEX 涂层 | 有油孔 | 3D | 5D | 8D

※h6、h8公差参照N36

Fig 2 (刃径ø2.5～20.0mm 双刃带)

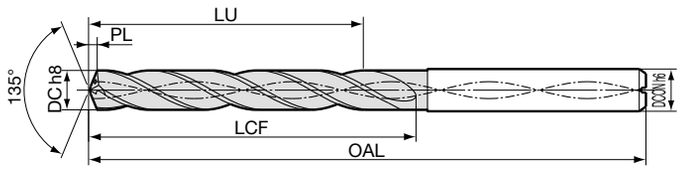

刀体　刃径ø5.1～6.8mm

尺寸(mm)

刃径 DC	孔深 (L/D)	库存	型　号	有效长度 LU	沟槽长度 LCF	全长 OAL	前端 PL	柄径 DCON	Fig
5.1	3	●	MDW 0510HGS3	21.0	28.6	83.1	1.1	6.0	2
	5	●	0510HGS5	37.5	45.1	101.1	1.1	6.0	2
	8	●	0510HGS8	54.0	61.6	119.1	1.1	6.0	2
5.2	3	●	MDW 0520HGS3	20.8	28.6	83.1	1.1	6.0	2
	5	●	0520HGS5	37.3	45.1	101.1	1.1	6.0	2
	8	●	0520HGS8	53.8	61.6	119.1	1.1	6.0	2
5.3	3	●	MDW 0530HGS3	20.7	28.6	83.1	1.1	6.0	2
	5	●	0530HGS5	37.2	45.1	101.1	1.1	6.0	2
	8	●	0530HGS8	53.7	61.6	119.1	1.1	6.0	2
5.4	3	●	MDW 0540HGS3	20.5	28.6	83.1	1.1	6.0	2
	5	●	0540HGS5	37.0	45.1	101.1	1.1	6.0	2
	8	●	0540HGS8	53.5	61.6	119.1	1.1	6.0	2
5.5	3	●	MDW 0550HGS3	20.4	28.6	83.1	1.1	6.0	2
	5	●	0550HGS5	36.9	45.1	101.1	1.1	6.0	2
	8	●	0550HGS8	53.4	61.6	119.1	1.1	6.0	2
5.6	3	●	MDW 0560HGS3	22.8	31.2	83.2	1.2	6.0	2
	5	●	0560HGS5	40.8	49.2	101.2	1.2	6.0	2
	8	●	0560HGS8	58.8	67.2	119.2	1.2	6.0	2
5.7	3	●	MDW 0570HGS3	22.7	31.2	83.2	1.2	6.0	2
	5	●	0570HGS5	40.7	49.2	101.2	1.2	6.0	2
	8	●	0570HGS8	58.7	67.2	119.2	1.2	6.0	2
5.8	3	●	MDW 0580HGS3	22.5	31.2	83.2	1.2	6.0	2
	5	●	0580HGS5	40.5	49.2	101.2	1.2	6.0	2
	8	●	0580HGS8	58.5	67.2	119.2	1.2	6.0	2
5.9	3	●	MDW 0590HGS3	22.4	31.2	83.2	1.2	6.0	2
	5	●	0590HGS5	40.4	49.2	101.2	1.2	6.0	2
	8	●	0590HGS8	58.4	67.2	119.2	1.2	6.0	2
6.0	3	●	MDW 0600HGS3	22.2	31.2	83.2	1.2	6.0	2
	5	●	0600HGS5	40.2	49.2	101.2	1.2	6.0	2
	8	●	0600HGS8	58.2	67.2	119.2	1.2	6.0	2
6.1	3	●	MDW 0610HGS3	24.7	33.8	89.3	1.3	7.0	2
	5	●	0610HGS5	44.2	53.3	110.3	1.3	7.0	2
	8	●	0610HGS8	63.7	72.8	131.3	1.3	7.0	2
6.2	3	●	MDW 0620HGS3	24.5	33.8	89.3	1.3	7.0	2
	5	●	0620HGS5	44.0	53.3	110.3	1.3	7.0	2
	8	●	0620HGS8	63.5	72.8	131.3	1.3	7.0	2
6.3	3	●	MDW 0630HGS3	24.4	33.8	89.3	1.3	7.0	2
	5	●	0630HGS5	43.9	53.3	110.3	1.3	7.0	2
	8	●	0630HGS8	63.4	72.8	131.3	1.3	7.0	2
6.4	3	●	MDW 0640HGS3	24.2	33.8	89.3	1.3	7.0	2
	5	●	0640HGS5	43.7	53.3	110.3	1.3	7.0	2
	8	●	0640HGS8	63.2	72.8	131.3	1.3	7.0	2
6.5	3	●	MDW 0650HGS3	24.1	33.8	89.3	1.3	7.0	2
	5	●	0650HGS5	43.6	53.3	110.3	1.3	7.0	2
	8	●	0650HGS8	63.1	72.8	131.3	1.3	7.0	2
6.6	3	●	MDW 0660HGS3	26.5	36.4	89.4	1.4	7.0	2
	5	●	0660HGS5	47.5	57.4	110.4	1.4	7.0	2
	8	●	0660HGS8	68.5	78.4	131.4	1.4	7.0	2
6.7	3	●	MDW 0670HGS3	26.4	36.4	89.4	1.4	7.0	2
	5	●	0670HGS5	47.4	57.4	110.4	1.4	7.0	2
	8	●	0670HGS8	68.4	78.4	131.4	1.4	7.0	2
6.8	3	●	MDW 0680HGS3	26.2	36.4	89.4	1.4	7.0	2
	5	●	0680HGS5	47.2	57.4	110.4	1.4	7.0	2
	8	●	0680HGS8	68.2	78.4	131.4	1.4	7.0	2

材质 ACX70

刀体　刃径ø6.9～8.6mm

尺寸(mm)

刃径 DC	孔深 (L/D)	库存	型　号	有效长度 LU	沟槽长度 LCF	全长 OAL	前端 PL	柄径 DCON	Fig
6.9	3	●	MDW 0690HGS3	26.1	36.4	89.4	1.4	7.0	2
	5	●	0690HGS5	47.1	57.4	110.4	1.4	7.0	2
	8	●	0690HGS8	68.1	78.4	131.4	1.4	7.0	2
7.0	3	●	MDW 0700HGS3	25.9	36.4	89.4	1.4	7.0	2
	5	●	0700HGS5	46.9	57.4	110.4	1.4	7.0	2
	8	●	0700HGS8	67.9	78.4	131.4	1.4	7.0	2
7.1	3	●	MDW 0710HGS3	28.4	39.0	95.5	1.5	8.0	2
	5	●	0710HGS5	50.9	61.5	119.5	1.5	8.0	2
	8	●	0710HGS8	73.4	84.0	143.5	1.5	8.0	2
7.2	3	●	MDW 0720HGS3	28.2	39.0	95.5	1.5	8.0	2
	5	●	0720HGS5	50.7	61.5	119.5	1.5	8.0	2
	8	●	0720HGS8	73.2	84.0	143.5	1.5	8.0	2
7.3	3	●	MDW 0730HGS3	28.1	39.0	95.5	1.5	8.0	2
	5	●	0730HGS5	50.6	61.5	119.5	1.5	8.0	2
	8	●	0730HGS8	73.1	84.0	143.5	1.5	8.0	2
7.4	3	●	MDW 0740HGS3	27.9	39.0	95.5	1.5	8.0	2
	5	●	0740HGS5	50.4	61.5	119.5	1.5	8.0	2
	8	●	0740HGS8	72.9	84.0	143.5	1.5	8.0	2
7.5	3	●	MDW 0750HGS3	27.9	39.1	95.6	1.6	8.0	2
	5	●	0750HGS5	50.4	61.6	119.6	1.6	8.0	2
	8	●	0750HGS8	72.9	84.1	143.6	1.6	8.0	2
7.6	3	●	MDW 0760HGS3	30.2	41.6	95.6	1.6	8.0	2
	5	●	0760HGS5	54.2	65.6	119.6	1.6	8.0	2
	8	●	0760HGS8	78.2	89.6	143.6	1.6	8.0	2
7.7	3	●	MDW 0770HGS3	30.1	41.6	95.6	1.6	8.0	2
	5	●	0770HGS5	54.1	65.6	119.6	1.6	8.0	2
	8	●	0770HGS8	78.1	89.6	143.6	1.6	8.0	2
7.8	3	●	MDW 0780HGS3	29.9	41.6	95.6	1.6	8.0	2
	5	●	0780HGS5	53.9	65.6	119.6	1.6	8.0	2
	8	●	0780HGS8	77.9	89.6	143.6	1.6	8.0	2
7.9	3	●	MDW 0790HGS3	29.8	41.6	95.6	1.6	8.0	2
	5	●	0790HGS5	53.8	65.6	119.6	1.6	8.0	2
	8	●	0790HGS8	77.8	89.6	143.6	1.6	8.0	2
8.0	3	●	MDW 0800HGS3	29.7	41.7	95.7	1.7	8.0	2
	5	●	0800HGS5	53.7	65.7	119.7	1.7	8.0	2
	8	●	0800HGS8	77.7	89.7	143.7	1.7	8.0	2
8.1	3	●	MDW 0810HGS3	32.1	44.2	101.7	1.7	9.0	2
	5	●	0810HGS5	57.6	69.7	128.7	1.7	9.0	2
	8	●	0810HGS8	83.1	95.2	155.7	1.7	9.0	2
8.2	3	●	MDW 0820HGS3	31.9	44.2	101.7	1.7	9.0	2
	5	●	0820HGS5	57.4	69.7	128.7	1.7	9.0	2
	8	●	0820HGS8	82.9	95.2	155.7	1.7	9.0	2
8.3	3	●	MDW 0830HGS3	31.8	44.2	101.7	1.7	9.0	2
	5	●	0830HGS5	57.3	69.7	128.7	1.7	9.0	2
	8	●	0830HGS8	82.8	95.2	155.7	1.7	9.0	2
8.4	3	●	MDW 0840HGS3	31.6	44.2	101.7	1.7	9.0	2
	5	●	0840HGS5	57.1	69.7	128.7	1.7	9.0	2
	8	●	0840HGS8	82.6	95.2	155.7	1.7	9.0	2
8.5	3	●	MDW 0850HGS3	31.6	44.3	101.8	1.8	9.0	2
	5	●	0850HGS5	57.1	69.8	128.8	1.8	9.0	2
	8	●	0850HGS8	82.6	95.3	155.8	1.8	9.0	2
8.6	3	●	MDW 0860HGS3	33.9	46.8	101.8	1.8	9.0	2
	5	●	0860HGS5	60.9	73.8	128.8	1.8	9.0	2
	8	●	0860HGS8	87.9	100.8	155.8	1.8	9.0	2

材质 ACX70

HGS型(内冷式)

碳素钢、合金钢 ~0.28% | 碳素钢、合金钢 0.29%~ | 调质钢 | 高硬度钢 ~45 HRC | 高硬度钢 46HRC~ | 不锈钢 | 钛合金 | 耐热钢 | 铸铁 | 球墨铸铁 | 铜合金

DEX 涂层 | 有油孔 | 3D | 5D | 8D

※h6、h8公差参照N36

Fig 2 (刃径 ø2.5 ～ 20.0mm 双刃带)

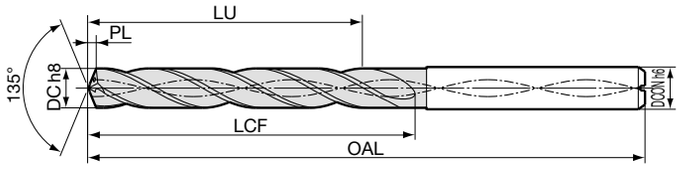

刀体　刃径ø8.7～10.4mm

尺寸(mm)

刃径 DC	孔深 (L/D)	库存	型　号	有效长度 LU	沟槽长度 LCF	全长 OAL	前端 PL	柄径 DCON	Fig
8.7	3	●	MDW 0870HGS3	33.8	46.8	101.8	1.8	9.0	2
	5	●	0870HGS5	60.8	73.8	128.8	1.8	9.0	2
	8	●	0870HGS8	87.8	100.8	155.8	1.8	9.0	2
8.8	3	●	MDW 0880HGS3	33.6	46.8	101.8	1.8	9.0	2
	5	●	0880HGS5	60.6	73.8	128.8	1.8	9.0	2
	8	●	0880HGS8	87.6	100.8	155.8	1.8	9.0	2
8.9	3	●	MDW 0890HGS3	33.5	46.8	101.8	1.8	9.0	2
	5	●	0890HGS5	60.5	73.8	128.8	1.8	9.0	2
	8	●	0890HGS8	87.5	100.8	155.8	1.8	9.0	2
9.0	3	●	MDW 0900HGS3	33.4	46.9	101.9	1.9	9.0	2
	5	●	0900HGS5	60.4	73.9	128.9	1.9	9.0	2
	8	●	0900HGS8	87.4	100.9	155.9	1.9	9.0	2
9.1	3	●	MDW 0910HGS3	35.8	49.4	107.9	1.9	10.0	2
	5	●	0910HGS5	64.3	77.9	137.9	1.9	10.0	2
	8	●	0910HGS8	92.8	106.4	167.9	1.9	10.0	2
9.2	3	●	MDW 0920HGS3	35.6	49.4	107.9	1.9	10.0	2
	5	●	0920HGS5	64.1	77.9	137.9	1.9	10.0	2
	8	●	0920HGS8	92.6	106.4	167.9	1.9	10.0	2
9.3	3	●	MDW 0930HGS3	35.5	49.4	107.9	1.9	10.0	2
	5	●	0930HGS5	64.0	77.9	137.9	1.9	10.0	2
	8	●	0930HGS8	92.5	106.4	167.9	1.9	10.0	2
9.4	3	●	MDW 0940HGS3	35.3	49.4	107.9	1.9	10.0	2
	5	●	0940HGS5	63.8	77.9	137.9	1.9	10.0	2
	8	●	0940HGS8	92.3	106.4	167.9	1.9	10.0	2
9.5	3	●	MDW 0950HGS3	35.3	49.5	108.0	2.0	10.0	2
	5	●	0950HGS5	63.8	78.0	138.0	2.0	10.0	2
	8	●	0950HGS8	92.3	106.5	168.0	2.0	10.0	2
9.6	3	●	MDW 0960HGS3	37.6	52.0	108.0	2.0	10.0	2
	5	●	0960HGS5	67.6	82.0	138.0	2.0	10.0	2
	8	●	0960HGS8	97.6	112.0	168.0	2.0	10.0	2
9.7	3	●	MDW 0970HGS3	37.5	52.0	108.0	2.0	10.0	2
	5	●	0970HGS5	67.5	82.0	138.0	2.0	10.0	2
	8	●	0970HGS8	97.5	112.0	168.0	2.0	10.0	2
9.8	3	●	MDW 0980HGS3	37.3	52.0	108.0	2.0	10.0	2
	5	●	0980HGS5	67.3	82.0	138.0	2.0	10.0	2
	8	●	0980HGS8	97.3	112.0	168.0	2.0	10.0	2
9.9	3	●	MDW 0990HGS3	37.2	52.0	108.0	2.0	10.0	2
	5	●	0990HGS5	67.2	82.0	138.0	2.0	10.0	2
	8	●	0990HGS8	97.2	112.0	168.0	2.0	10.0	2
10.0	3	●	MDW 1000HGS3	37.1	52.1	108.1	2.1	10.0	2
	5	●	1000HGS5	67.1	82.1	138.1	2.1	10.0	2
	8	●	1000HGS8	97.1	112.1	168.1	2.1	10.0	2
10.1	3	●	MDW 1010HGS3	39.5	54.6	118.1	2.1	11.0	2
	5	●	1010HGS5	71.0	86.1	151.1	2.1	11.0	2
	8	●	1010HGS8	102.5	117.6	184.1	2.1	11.0	2
10.2	3	●	MDW 1020HGS3	39.3	54.6	118.1	2.1	11.0	2
	5	●	1020HGS5	70.8	86.1	151.1	2.1	11.0	2
	8	●	1020HGS8	102.3	117.6	184.1	2.1	11.0	2
10.3	3	●	MDW 1030HGS3	39.2	54.6	118.1	2.1	11.0	2
	5	●	1030HGS5	70.7	86.1	151.1	2.1	11.0	2
	8	●	1030HGS8	102.2	117.6	184.1	2.1	11.0	2
10.4	3	●	MDW 1040HGS3	39.1	54.7	118.2	2.2	11.0	2
	5	●	1040HGS5	70.6	86.2	151.2	2.2	11.0	2
	8	●	1040HGS8	102.1	117.7	184.2	2.2	11.0	2

材质 ACX70

刀体　刃径ø10.5～12.2mm

尺寸(mm)

刃径 DC	孔深 (L/D)	库存	型　号	有效长度 LU	沟槽长度 LCF	全长 OAL	前端 PL	柄径 DCON	Fig
10.5	3	●	MDW 1050HGS3	39.0	54.7	118.2	2.2	11.0	2
	5	●	1050HGS5	70.5	86.2	151.2	2.2	11.0	2
	8	●	1050HGS8	102.0	117.7	184.2	2.2	11.0	2
10.6	3	●	MDW 1060HGS3	41.3	57.2	118.2	2.2	11.0	2
	5	●	1060HGS5	74.3	90.2	151.2	2.2	11.0	2
	8	●	1060HGS8	107.3	123.2	184.2	2.2	11.0	2
10.7	3	●	MDW 1070HGS3	41.2	57.2	118.2	2.2	11.0	2
	5	●	1070HGS5	74.2	90.2	151.2	2.2	11.0	2
	8	●	1070HGS8	107.2	123.2	184.2	2.2	11.0	2
10.8	3	●	MDW 1080HGS3	41.0	57.2	118.2	2.2	11.0	2
	5	●	1080HGS5	74.0	90.2	151.2	2.2	11.0	2
	8	●	1080HGS8	107.0	123.2	184.2	2.2	11.0	2
10.9	3	●	MDW 1090HGS3	41.0	57.3	118.3	2.3	11.0	2
	5	●	1090HGS5	74.0	90.3	151.3	2.3	11.0	2
	8	●	1090HGS8	107.0	123.3	184.3	2.3	11.0	2
11.0	3	●	MDW 1100HGS3	40.8	57.3	118.3	2.3	11.0	2
	5	●	1100HGS5	73.8	90.3	151.3	2.3	11.0	2
	8	●	1100HGS8	106.8	123.3	184.3	2.3	11.0	2
11.1	3	●	MDW 1110HGS3	43.2	59.8	124.3	2.3	12.0	2
	5	●	1110HGS5	77.7	94.3	160.3	2.3	12.0	2
	8	●	1110HGS8	112.2	128.8	196.3	2.3	12.0	2
11.2	3	●	MDW 1120HGS3	43.0	59.8	124.3	2.3	12.0	2
	5	●	1120HGS5	77.5	94.3	160.3	2.3	12.0	2
	8	●	1120HGS8	112.0	128.8	196.3	2.3	12.0	2
11.3	3	●	MDW 1130HGS3	42.9	59.8	124.3	2.3	12.0	2
	5	●	1130HGS5	77.4	94.3	160.3	2.3	12.0	2
	8	●	1130HGS8	111.9	128.8	196.3	2.3	12.0	2
11.4	3	●	MDW 1140HGS3	42.8	59.9	124.4	2.4	12.0	2
	5	●	1140HGS5	77.3	94.4	160.4	2.4	12.0	2
	8	●	1140HGS8	111.8	128.9	196.4	2.4	12.0	2
11.5	3	●	MDW 1150HGS3	42.7	59.9	124.4	2.4	12.0	2
	5	●	1150HGS5	77.2	94.4	160.4	2.4	12.0	2
	8	●	1150HGS8	111.7	128.9	196.4	2.4	12.0	2
11.6	3	●	MDW 1160HGS3	45.0	62.4	124.4	2.4	12.0	2
	5	●	1160HGS5	81.0	98.4	160.4	2.4	12.0	2
	8	●	1160HGS8	117.0	134.4	196.4	2.4	12.0	2
11.7	3	●	MDW 1170HGS3	44.9	62.4	124.4	2.4	12.0	2
	5	●	1170HGS5	80.9	98.4	160.4	2.4	12.0	2
	8	●	1170HGS8	116.9	134.4	196.4	2.4	12.0	2
11.8	3	●	MDW 1180HGS3	44.7	62.4	124.4	2.4	12.0	2
	5	●	1180HGS5	80.7	98.4	160.4	2.4	12.0	2
	8	●	1180HGS8	116.7	134.4	196.4	2.4	12.0	2
11.9	3	●	MDW 1190HGS3	44.7	62.5	124.5	2.5	12.0	2
	5	●	1190HGS5	80.7	98.5	160.5	2.5	12.0	2
	8	●	1190HGS8	116.7	134.5	196.5	2.5	12.0	2
12.0	3	●	MDW 1200HGS3	44.5	62.5	124.5	2.5	12.0	2
	5	●	1200HGS5	80.5	98.5	160.5	2.5	12.0	2
	8	●	1200HGS8	116.5	134.5	196.5	2.5	12.0	2
12.1	3	●	MDW 1210HGS3	46.9	65.0	130.5	2.5	13.0	2
	5	●	1210HGS5	84.4	102.5	169.5	2.5	13.0	2
	8		1210HGS8	121.9	140.0	208.5	2.5	13.0	2
12.2	3	●	MDW 1220HGS3	46.7	65.0	130.5	2.5	13.0	2
	5	●	1220HGS5	84.2	102.5	169.5	2.5	13.0	2
	8		1220HGS8	121.7	140.0	208.5	2.5	13.0	2

材质 ACX70

HGS型(内冷式)

碳素钢,合金钢~0.28% | 碳素钢,合金钢0.29%~ | 调质钢 | 高硬度钢~45 HRC | 高硬度钢46HRC~ | 不锈钢 | 钛合金 | 耐热钢 | 铸铁 | 球墨铸铁 | 铜合金

DEX 涂层 | 有油孔 | 3D | 5D | 8D

※h6、h8公差参照N36

Fig 2 (刃径 ø2.5 ～ 20.0mm 双刃带)

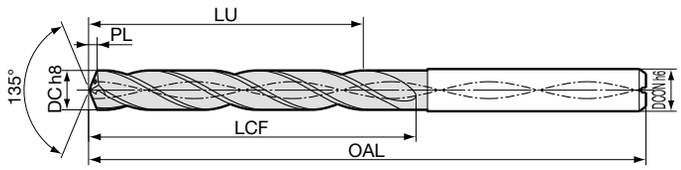

刀体　刃径ø12.3～14.0mm

尺寸(mm)

刃径 DC	孔深 (L/D)	库存	型　号	有效长度 LU	沟槽长度 LCF	全长 OAL	前端 PL	柄径 DCON	Fig
12.3	3	●	MDW 1230HGS3	46.6	65.0	130.5	2.5	13.0	2
	5	●	1230HGS5	84.1	102.5	169.5	2.5	13.0	2
	8		1230HGS8	121.6	140.0	208.5	2.5	13.0	2
12.4	3	●	MDW 1240HGS3	46.5	65.1	130.6	2.6	13.0	2
	5	●	1240HGS5	84.0	102.6	169.6	2.6	13.0	2
	8		1240HGS8	121.5	140.1	208.6	2.6	13.0	2
12.5	3	●	MDW 1250HGS3	46.4	65.1	130.6	2.6	13.0	2
	5	●	1250HGS5	83.9	102.6	169.6	2.6	13.0	2
	8	●	1250HGS8	121.4	140.1	208.6	2.6	13.0	2
12.6	3	●	MDW 1260HGS3	48.7	67.6	130.6	2.6	13.0	2
	5	●	1260HGS5	87.7	106.6	169.6	2.6	13.0	2
	8		1260HGS8	126.7	145.6	208.6	2.6	13.0	2
12.7	3	●	MDW 1270HGS3	48.6	67.6	130.6	2.6	13.0	2
	5	●	1270HGS5	87.6	106.6	169.6	2.6	13.0	2
	8		1270HGS8	126.6	145.6	208.6	2.6	13.0	2
12.8	3	●	MDW 1280HGS3	48.4	67.6	130.6	2.6	13.0	2
	5	●	1280HGS5	87.4	106.6	169.6	2.6	13.0	2
	8		1280HGS8	126.4	145.6	208.6	2.6	13.0	2
12.9	3	●	MDW 1290HGS3	48.4	67.7	130.7	2.7	13.0	2
	5	●	1290HGS5	87.4	106.7	169.7	2.7	13.0	2
	8		1290HGS8	126.4	145.7	208.7	2.7	13.0	2
13.0	3	●	MDW 1300HGS3	48.2	67.7	130.7	2.7	13.0	2
	5	●	1300HGS5	87.2	106.7	169.7	2.7	13.0	2
	8	●	1300HGS8	126.2	145.7	208.7	2.7	13.0	2
13.1	3	●	MDW 1310HGS3	50.6	70.2	136.7	2.7	14.0	2
	5	●	1310HGS5	91.1	110.7	178.7	2.7	14.0	2
	8		1310HGS8	131.6	151.2	220.7	2.7	14.0	2
13.2	3	●	MDW 1320HGS3	50.4	70.2	136.7	2.7	14.0	2
	5	●	1320HGS5	90.9	110.7	178.7	2.7	14.0	2
	8		1320HGS8	131.4	151.2	220.7	2.7	14.0	2
13.3	3	●	MDW 1330HGS3	50.4	70.3	136.8	2.8	14.0	2
	5	●	1330HGS5	90.9	110.8	178.8	2.8	14.0	2
	8		1330HGS8	131.4	151.3	220.8	2.8	14.0	2
13.4	3	●	MDW 1340HGS3	50.2	70.3	136.8	2.8	14.0	2
	5	●	1340HGS5	90.7	110.8	178.8	2.8	14.0	2
	8		1340HGS8	131.2	151.3	220.8	2.8	14.0	2
13.5	3	●	MDW 1350HGS3	50.1	70.3	136.8	2.8	14.0	2
	5	●	1350HGS5	90.6	110.8	178.8	2.8	14.0	2
	8	●	1350HGS8	131.1	151.3	220.8	2.8	14.0	2
13.6	3	●	MDW 1360HGS3	52.4	72.8	136.8	2.8	14.0	2
	5	●	1360HGS5	94.4	114.8	178.8	2.8	14.0	2
	8		1360HGS8	136.4	156.8	220.8	2.8	14.0	2
13.7	3	●	MDW 1370HGS3	52.3	72.8	136.8	2.8	14.0	2
	5	●	1370HGS5	94.3	114.8	178.8	2.8	14.0	2
	8		1370HGS8	136.3	156.8	220.8	2.8	14.0	2
13.8	3	●	MDW 1380HGS3	52.2	72.9	136.9	2.9	14.0	2
	5	●	1380HGS5	94.2	114.9	178.9	2.9	14.0	2
	8		1380HGS8	136.2	156.9	220.9	2.9	14.0	2
13.9	3	●	MDW 1390HGS3	52.1	72.9	136.9	2.9	14.0	2
	5	●	1390HGS5	94.1	114.9	178.9	2.9	14.0	2
	8		1390HGS8	136.1	156.9	220.9	2.9	14.0	2
14.0	3	●	MDW 1400HGS3	51.9	72.9	136.9	2.9	14.0	2
	5	●	1400HGS5	93.9	114.9	178.9	2.9	14.0	2
	8	●	1400HGS8	135.9	156.9	220.9	2.9	14.0	2

材质 ACX70

刀体　刃径ø14.1～15.8mm

尺寸(mm)

刃径 DC	孔深 (L/D)	库存	型　号	有效长度 LU	沟槽长度 LCF	全长 OAL	前端 PL	柄径 DCON	Fig
14.1	3	●	MDW 1410HGS3	54.3	75.4	142.9	2.9	15.0	2
	5	●	1410HGS5	97.8	118.9	187.9	2.9	15.0	2
	8		1410HGS8	141.3	162.4	232.9	2.9	15.0	2
14.2	3	●	MDW 1420HGS3	54.1	75.4	142.9	2.9	15.0	2
	5	●	1420HGS5	97.6	118.9	187.9	2.9	15.0	2
	8		1420HGS8	141.1	162.4	232.9	2.9	15.0	2
14.3	3	●	MDW 1430HGS3	54.1	75.5	143.0	3.0	15.0	2
	5	●	1430HGS5	97.6	119.0	188.0	3.0	15.0	2
	8		1430HGS8	141.1	162.5	233.0	3.0	15.0	2
14.4	3	●	MDW 1440HGS3	53.9	75.5	143.0	3.0	15.0	2
	5	●	1440HGS5	97.4	119.0	188.0	3.0	15.0	2
	8		1440HGS8	140.9	162.5	233.0	3.0	15.0	2
14.5	3	●	MDW 1450HGS3	53.8	75.5	143.0	3.0	15.0	2
	5	●	1450HGS5	97.3	119.0	188.0	3.0	15.0	2
	8	●	1450HGS8	140.8	162.5	233.0	3.0	15.0	2
14.6	3	●	MDW 1460HGS3	56.1	78.0	143.0	3.0	15.0	2
	5	●	1460HGS5	101.1	123.0	188.0	3.0	15.0	2
	8		1460HGS8	146.1	168.0	233.0	3.0	15.0	2
14.7	3	●	MDW 1470HGS3	56.0	78.0	143.0	3.0	15.0	2
	5	●	1470HGS5	101.0	123.0	188.0	3.0	15.0	2
	8		1470HGS8	146.0	168.0	233.0	3.0	15.0	2
14.8	3	●	MDW 1480HGS3	55.9	78.1	143.1	3.1	15.0	2
	5	●	1480HGS5	100.9	123.1	188.1	3.1	15.0	2
	8		1480HGS8	145.9	168.1	233.1	3.1	15.0	2
14.9	3	●	MDW 1490HGS3	55.8	78.1	143.1	3.1	15.0	2
	5	●	1490HGS5	100.8	123.1	188.1	3.1	15.0	2
	8		1490HGS8	145.8	168.1	233.1	3.1	15.0	2
15.0	3	●	MDW 1500HGS3	55.6	78.1	143.1	3.1	15.0	2
	5	●	1500HGS5	100.6	123.1	188.1	3.1	15.0	2
	8	●	1500HGS8	145.6	168.1	233.1	3.1	15.0	2
15.1	3	●	MDW 1510HGS3	58.0	80.6	149.1	3.1	16.0	2
	5	●	1510HGS5	104.5	127.1	197.1	3.1	16.0	2
	8		1510HGS8	151.0	173.6	245.1	3.1	16.0	2
15.2	3	●	MDW 1520HGS3	57.8	80.6	149.1	3.1	16.0	2
	5	●	1520HGS5	104.3	127.1	197.1	3.1	16.0	2
	8		1520HGS8	150.8	173.6	245.1	3.1	16.0	2
15.3	3	●	MDW 1530HGS3	57.8	80.7	149.2	3.2	16.0	2
	5	●	1530HGS5	104.3	127.2	197.2	3.2	16.0	2
	8		1530HGS8	150.8	173.7	245.2	3.2	16.0	2
15.4	3	●	MDW 1540HGS3	57.6	80.7	149.2	3.2	16.0	2
	5	●	1540HGS5	104.1	127.2	197.2	3.2	16.0	2
	8		1540HGS8	150.6	173.7	245.2	3.2	16.0	2
15.5	3	●	MDW 1550HGS3	57.5	80.7	149.2	3.2	16.0	2
	5	●	1550HGS5	104.0	127.2	197.2	3.2	16.0	2
	8	●	1550HGS8	150.5	173.7	245.2	3.2	16.0	2
15.6	3	●	MDW 1560HGS3	59.8	83.2	149.2	3.2	16.0	2
	5	●	1560HGS5	107.8	131.2	197.2	3.2	16.0	2
	8		1560HGS8	155.8	179.2	245.2	3.2	16.0	2
15.7	3	●	MDW 1570HGS3	59.7	83.2	149.2	3.2	16.0	2
	5	●	1570HGS5	107.7	131.2	197.2	3.2	16.0	2
	8		1570HGS8	155.7	179.2	245.2	3.2	16.0	2
15.8	3	●	MDW 1580HGS3	59.6	83.3	149.3	3.3	16.0	2
	5	●	1580HGS5	107.6	131.3	197.3	3.3	16.0	2
	8		1580HGS8	155.6	179.3	245.3	3.3	16.0	2

材质 ACX70

HGS型(内冷式)

碳素钢、合金钢 ~0.28% | 碳素钢、合金钢 0.29%~ | 调质钢 | 高硬度钢 ~45 HRC | 高硬度钢 46HRC~ | 不锈钢 | 钛合金 | 耐热钢 | 铸铁 | 球墨铸铁 | 铜合金

DEX 涂层 | 有油孔 | 3D | 5D | 8D

※h6、h8公差参照N36

Fig 2 (刃径 ø2.5 ～ 20.0mm 双刃带)

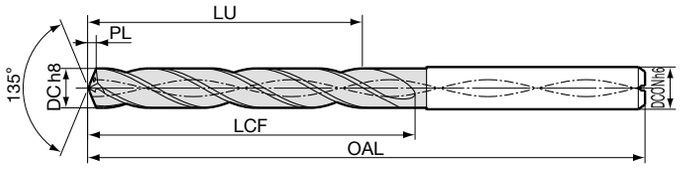

刀体　刃径ø15.9～18.4mm

尺寸(mm)

刃径 DC	孔深 (L/D)	库存	型　号	有效长度 LU	沟槽长度 LCF	全长 OAL	前端 PL	柄径 DCON	Fig
15.9	3	●	MDW 1590HGS3	59.5	83.3	149.3	3.3	16.0	2
	5	●	1590HGS5	107.5	131.3	197.3	3.3	16.0	2
	8		1590HGS8	155.5	179.3	245.3	3.3	16.0	2
16.0	3	●	MDW 1600HGS3	59.3	83.3	149.3	3.3	16.0	2
	5	●	1600HGS5	107.3	131.3	197.3	3.3	16.0	2
	8	●	1600HGS8	155.3	179.3	245.3	3.3	16.0	2
16.1	3		MDW 1610HGS3	61.7	85.8	155.3	3.3	17.0	2
	5		1610HGS5	111.2	135.3	206.3	3.3	17.0	2
16.2	3		MDW 1620HGS3	61.6	85.9	155.4	3.4	17.0	2
	5		1620HGS5	111.1	135.4	206.4	3.4	17.0	2
16.3	3		MDW 1630HGS3	61.5	85.9	155.4	3.4	17.0	2
	5		1630HGS5	111.0	135.4	206.4	3.4	17.0	2
16.4	3		MDW 1640HGS3	61.3	85.9	155.4	3.4	17.0	2
	5		1640HGS5	110.8	135.4	206.4	3.4	17.0	2
16.5	3	●	MDW 1650HGS3	61.2	85.9	155.4	3.4	17.0	2
	5	●	1650HGS5	110.7	135.4	206.4	3.4	17.0	2
16.6	3		MDW 1660HGS3	63.5	88.4	155.4	3.4	17.0	2
	5		1660HGS5	114.5	139.4	206.4	3.4	17.0	2
16.7	3		MDW 1670HGS3	63.5	88.5	155.5	3.5	17.0	2
	5		1670HGS5	114.5	139.5	206.5	3.5	17.0	2
16.8	3		MDW 1680HGS3	63.3	88.5	155.5	3.5	17.0	2
	5		1680HGS5	114.3	139.5	206.5	3.5	17.0	2
16.9	3		MDW 1690HGS3	63.2	88.5	155.5	3.5	17.0	2
	5		1690HGS5	114.2	139.5	206.5	3.5	17.0	2
17.0	3	●	MDW 1700HGS3	63.0	88.5	155.5	3.5	17.0	2
	5	●	1700HGS5	114.0	139.5	206.5	3.5	17.0	2
17.1	3		MDW 1710HGS3	65.4	91.0	161.5	3.5	18.0	2
	5		1710HGS5	117.9	143.5	217.5	3.5	18.0	2
17.2	3		MDW 1720HGS3	65.3	91.1	161.6	3.6	18.0	2
	5		1720HGS5	117.8	143.6	217.6	3.6	18.0	2
17.3	3		MDW 1730HGS3	65.2	91.1	161.6	3.6	18.0	2
	5		1730HGS5	117.7	143.6	217.6	3.6	18.0	2
17.4	3		MDW 1740HGS3	65.0	91.1	161.6	3.6	18.0	2
	5		1740HGS5	117.5	143.6	217.6	3.6	18.0	2
17.5	3	●	MDW 1750HGS3	64.9	91.1	161.6	3.6	18.0	2
	5	●	1750HGS5	117.4	143.6	217.6	3.6	18.0	2
17.6	3		MDW 1760HGS3	67.2	93.6	161.6	3.6	18.0	2
	5		1760HGS5	121.2	147.6	217.6	3.6	18.0	2
17.7	3		MDW 1770HGS3	67.2	93.7	161.7	3.7	18.0	2
	5		1770HGS5	121.2	147.7	217.7	3.7	18.0	2
17.8	3		MDW 1780HGS3	67.0	93.7	161.7	3.7	18.0	2
	5		1780HGS5	121.0	147.7	217.7	3.7	18.0	2
17.9	3		MDW 1790HGS3	66.9	93.7	161.7	3.7	18.0	2
	5		1790HGS5	120.9	147.7	217.7	3.7	18.0	2
18.0	3	●	MDW 1800HGS3	66.7	93.7	161.7	3.7	18.0	2
	5	●	1800HGS5	120.7	147.7	217.7	3.7	18.0	2
18.1	3		MDW 1810HGS3	69.1	96.2	167.7	3.7	19.0	2
	5		1810HGS5	124.6	151.7	224.7	3.7	19.0	2
18.2	3		MDW 1820HGS3	69.0	96.3	167.8	3.8	19.0	2
	5		1820HGS5	124.5	151.8	224.8	3.8	19.0	2
18.3	3		MDW 1830HGS3	68.9	96.3	167.8	3.8	19.0	2
	5		1830HGS5	124.4	151.8	224.8	3.8	19.0	2
18.4	3		MDW 1840HGS3	68.7	96.3	167.8	3.8	19.0	2
	5		1840HGS5	124.2	151.8	224.8	3.8	19.0	2

材质 ACX70

刀体　刃径ø18.5～20.0mm

尺寸(mm)

刃径 DC	孔深 (L/D)	库存	型　号	有效长度 LU	沟槽长度 LCF	全长 OAL	前端 PL	柄径 DCON	Fig
18.5	3	●	MDW 1850HGS3	68.6	96.3	167.8	3.8	19.0	2
	5	●	1850HGS5	124.1	151.8	224.8	3.8	19.0	2
18.6	3		MDW 1860HGS3	71.0	98.9	167.9	3.9	19.0	2
	5		1860HGS5	128.0	155.9	224.9	3.9	19.0	2
18.7	3		MDW 1870HGS3	70.9	98.9	167.9	3.9	19.0	2
	5		1870HGS5	127.9	155.9	224.9	3.9	19.0	2
18.8	3		MDW 1880HGS3	70.7	98.9	167.9	3.9	19.0	2
	5		1880HGS5	127.7	155.9	224.9	3.9	19.0	2
18.9	3		MDW 1890HGS3	70.6	98.9	167.9	3.9	19.0	2
	5		1890HGS5	127.6	155.9	224.9	3.9	19.0	2
19.0	3	●	MDW 1900HGS3	70.4	98.9	167.9	3.9	19.0	2
	5	●	1900HGS5	127.4	155.9	224.9	3.9	19.0	2
19.1	3		MDW 1910HGS3	72.9	101.5	174.0	4.0	20.0	2
	5		1910HGS5	131.4	160.0	234.0	4.0	20.0	2
19.2	3		MDW 1920HGS3	72.7	101.5	174.0	4.0	20.0	2
	5		1920HGS5	131.2	160.0	234.0	4.0	20.0	2
19.3	3		MDW 1930HGS3	72.6	101.5	174.0	4.0	20.0	2
	5		1930HGS5	131.1	160.0	234.0	4.0	20.0	2
19.4	3		MDW 1940HGS3	72.4	101.5	174.0	4.0	20.0	2
	5		1940HGS5	130.9	160.0	234.0	4.0	20.0	2
19.5	3	●	MDW 1950HGS3	72.3	101.5	174.0	4.0	20.0	2
	5	●	1950HGS5	130.8	160.0	234.0	4.0	20.0	2
19.6	3		MDW 1960HGS3	74.7	104.1	174.1	4.1	20.0	2
	5		1960HGS5	134.7	164.1	234.1	4.1	20.0	2
19.7	3		MDW 1970HGS3	74.6	104.1	174.1	4.1	20.0	2
	5		1970HGS5	134.6	164.1	234.1	4.1	20.0	2
19.8	3		MDW 1980HGS3	74.4	104.1	174.1	4.1	20.0	2
	5		1980HGS5	134.4	164.1	234.1	4.1	20.0	2
19.9	3		MDW 1990HGS3	74.3	104.1	174.1	4.1	20.0	2
	5		1990HGS5	134.3	164.1	234.1	4.1	20.0	2
20.0	3	●	MDW 2000HGS3	74.1	104.1	174.1	4.1	20.0	2
	5	●	2000HGS5	134.1	164.1	234.1	4.1	20.0	2

材质 ACX70

HGS型(内冷式)

推荐切削条件

(n:转速min⁻¹ vc:切削速度 m/min f:进给量 mm/rev)

刃径DC (mm)	切削条件	软钢/一般钢 (~300HB)	高硬度材 (~45HRC)	高硬度材 (46HRC~)	不锈钢 (~200HB)	灰口铸铁 FC250	球墨铸铁 FCD450	钛合金 6Al-4V-Ti	Ni基耐热合金 (镍铬铁合金718)
ø3.0	n	6,400	3,200	1,600	4,200	7,400	5,300	3,200	1,100
	vc	30 - **60** - 100	20 - **30** - 40	10 - **15** - 20	30 - **40** - 50	50 - **70** - 90	40 - **50** - 80	20 - **30** - 40	5 - **10** - 30
	f	0.10 - **0.15** - 0.20	0.06 - **0.07** - 0.08	0.05 - **0.07** - 0.08	0.06 - **0.08** - 0.12	0.15 - **0.20** - 0.25	0.12 - **0.15** - 0.20	0.08 - **0.09** - 0.10	0.05 - **0.06** - 0.08
ø4.0	n	5,600	2,400	1,200	3,200	5,600	4,000	2,400	800
	vc	40 - **70** - 110	20 - **30** - 40	10 - **15** - 20	30 - **40** - 55	50 - **70** - 90	40 - **50** - 80	20 - **30** - 40	5 - **10** - 30
	f	0.15 - **0.2** - 0.25	0.07 - **0.08** - 0.09	0.05 - **0.07** - 0.08	0.07 - **0.10** - 0.13	0.15 - **0.20** - 0.25	0.13 - **0.18** - 0.23	0.08 - **0.09** - 0.10	0.05 - **0.06** - 0.08
ø5.0	n	5,100	1,900	950	2,500	4,500	3,200	1,900	600
	vc	50 - **80** - 120	20 - **30** - 40	10 - **15** - 20	30 - **40** - 60	50 - **70** - 90	40 - **50** - 80	20 - **30** - 40	5 - **10** - 30
	f	0.15 - **0.2** - 0.25	0.08 - **0.09** - 0.10	0.05 - **0.07** - 0.08	0.08 - **0.12** - 0.15	0.15 - **0.20** - 0.30	0.15 - **0.20** - 0.25	0.08 - **0.09** - 0.10	0.05 - **0.06** - 0.08
ø8.0	n	3,600	1,200	600	1,800	3,200	2,400	1,200	600
	vc	60 - **90** - 140	20 - **30** - 40	10 - **15** - 20	30 - **45** - 70	60 - **80** - 100	50 - **60** - 90	20 - **30** - 40	10 - **15** - 30
	f	0.18 - **0.25** - 0.30	0.09 - **0.10** - 0.13	0.06 - **0.08** - 0.10	0.09 - **0.14** - 0.18	0.18 - **0.23** - 0.33	0.18 - **0.23** - 0.30	0.08 - **0.09** - 0.10	0.07 - **0.08** - 0.09
ø10.0	n	3,200	1,000	500	1,600	2,500	1,900	950	500
	vc	70 - **100** - 150	20 - **30** - 40	10 - **15** - 20	40 - **50** - 80	60 - **80** - 100	50 - **60** - 90	20 - **30** - 40	10 - **15** - 30
	f	0.20 - **0.25** - 0.35	0.10 - **0.12** - 0.15	0.06 - **0.08** - 0.10	0.10 - **0.15** - 0.20	0.20 - **0.30** - 0.35	0.20 - **0.25** - 0.35	0.08 - **0.10** - 0.12	0.08 - **0.09** - 0.10
ø12.0	n	2,700	800	400	1,300	2,100	1,600	800	400
	vc	70 - **100** - 150	20 - **30** - 40	10 - **15** - 20	40 - **50** - 80	60 - **80** - 100	50 - **60** - 90	20 - **30** - 40	10 - **15** - 30
	f	0.20 - **0.25** - 0.35	0.10 - **0.12** - 0.15	0.06 - **0.08** - 0.10	0.10 - **0.15** - 0.20	0.20 - **0.30** - 0.35	0.20 - **0.25** - 0.35	0.08 - **0.10** - 0.12	0.08 - **0.09** - 0.10
ø16.0	n	2,200	600	300	1,200	1,800	1,400	600	400
	vc	75 - **110** - 150	20 - **30** - 40	10 - **15** - 20	45 - **60** - 80	65 - **90** - 110	55 - **70** - 95	25 - **30** - 40	15 - **20** - 35
	f	0.22 - **0.27** - 0.35	0.10 - **0.12** - 0.15	0.07 - **0.09** - 0.11	0.10 - **0.15** - 0.20	0.25 - **0.30** - 0.35	0.22 - **0.28** - 0.35	0.09 - **0.11** - 0.13	0.08 - **0.09** - 0.10
ø20.0	n	1,900	500	250	950	1,600	1,300	500	300
	vc	80 - **120** - 160	20 - **30** - 40	10 - **15** - 20	45 - **60** - 80	70 - **100** - 120	60 - **80** - 100	25 - **30** - 40	15 - **20** - 35
	f	0.25 - **0.30** - 0.35	0.10 - **0.12** - 0.15	0.08 - **0.10** - 0.12	0.10 - **0.15** - 0.20	0.25 - **0.30** - 0.35	0.25 - **0.30** - 0.35	0.10 - **0.12** - 0.15	0.08 - **0.09** - 0.10

下限值- **推荐值**- 上限值

WGS型

■ 概要

超级多用途钻头WGS型采用J型沟槽，提高了薄板加工时的切屑分断性。卓越的锋利性可抑制加工硬化。
采用特殊双刃带，可实现稳定的孔径精度。

■ 特长、用途

采用薄板加工专用的J型沟槽(槽形状)。
采用特殊双刃带，可实现稳定的孔径精度。





■ 适用加工

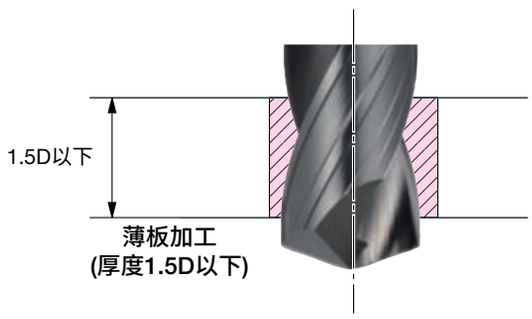

＜ 典型的汽车零件 ＞
- 轴承轮毂(内圈、外圈)
- 转向节
- 差速环
- 法兰类汽车零件的螺栓孔等

■ 切削性能

●改善工件表面加工硬化情况

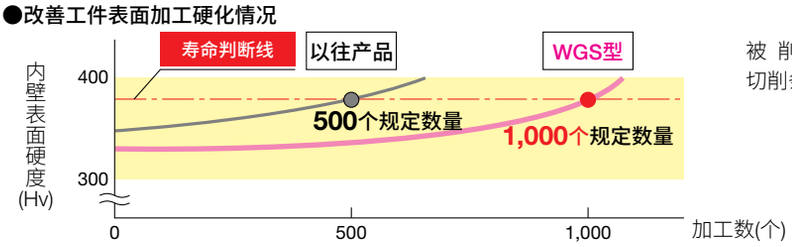

被 削 材：S53C
切削条件：vc=70m/min, f =0.2mm/rev
H =13mm

●加工孔扩大量稳定

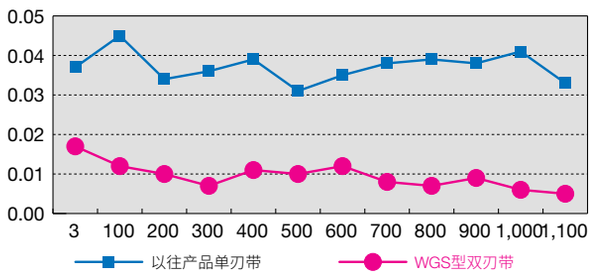

被 削 材：S50C
切削条件：vc=80m/min, f =0.25mm/rev
H =16mm

●进一步分断切屑

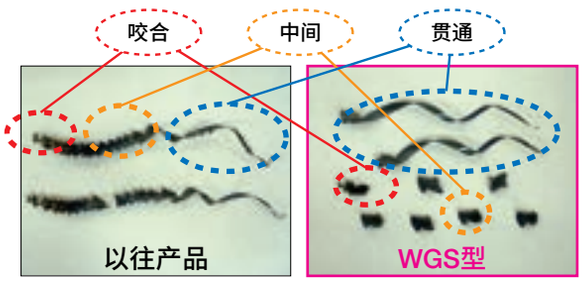

被 削 材：SUJ2
切削条件：vc=80m/min, f =0.25mm/rev
H =13mm

WGS型(外冷式)

碳素钢,合金钢 ~0.28% | 碳素钢,合金钢 0.29%~ | 调质钢 | 高硬度钢 ~45 HRC | 不锈钢 | 铸铁 | 球墨铸铁

DEX 涂层 | 2D

※h6、h8公差参照N36

Fig 1

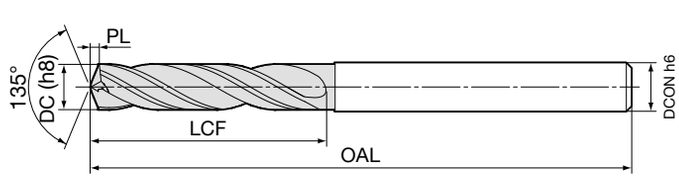

刀体

尺寸(mm)

刃径 DC	型　号	沟槽长度 LCF	全长 OAL	前端 PL	柄径 DCON	Fig
6.8～7.0	MDW 0680～0700WGS2	34	74	1.4	7.0	1
7.1～7.5	MDW 0710～0750WGS2	35	80	1.5	8.0	1
7.6～8.0	0760～0800WGS2	38	80	1.6	8.0	1
8.1～8.5	MDW 0810～0850WGS2	38	84	1.7	9.0	1
8.6～9.0	0860～0900WGS2	40	84	1.8	9.0	1
9.1～9.5	MDW 0910～0950WGS2	40	89	1.9	10.0	1
9.6～10.0	0960～1000WGS2	43	89	2.0	10.0	1
10.1～10.5	MDW 1010～1050WGS2	43	95	2.1	11.0	1
10.6～11.0	1060～1100WGS2	47	95	2.2	11.0	1
11.1～11.5	MDW 1110～1150WGS2	47	102	2.3	12.0	1
11.6～12.0	1160～1200WGS2	49	102	2.4	12.0	1
12.1～12.5	MDW 1210～1250WGS2	50	103	2.6	13.0	1
12.6～13.0	1260～1300WGS2	52	103	2.7	13.0	1
13.1～13.5	MDW 1310～1350WGS2	53	108	2.8	14.0	1
13.6～14.0	1360～1400WGS2	55	108	2.9	14.0	1
14.1～14.5	MDW 1410～1450WGS2	55	111	3.0	15.0	1
14.6～15.0	1460～1500WGS2	56	111	3.1	15.0	1
15.1～15.5	MDW 1510～1550WGS2	56	115	3.2	16.0	1
15.6～16.0	1560～1600WGS2	58	115	3.3	16.0	1

材质 ACX70

本产品为接单生产品。订购时，请指定加工孔径(含公差)。

推荐切削条件

(n：转速min^{-1}　vc：切削速度 m/min　f：进给量 mm/rev)

刃径DC (mm)	切削条件	软钢/一般钢 (～300HB)	不锈钢 (～200HB)	灰口铸铁 FC250	球墨铸铁 FCD450
ø10.0	n	2,600	1,300	1,900	1,900
	vc	50 - **80** - 130	15 - **40** - 60	50 - **60** - 80	50 - **60** - 70
	f	0.20 - **0.25** - 0.35	0.10 - **0.15** - 0.20	0.20 - **0.30** - 0.35	0.20 - **0.25** - 0.35
ø16.0	n	2,000	800	1,600	1,200
	vc	60 - **100** - 140	20 - **40** - 60	60 - **80** - 100	50 - **60** - 80
	f	0.25 - **0.30** - 0.35	0.10 - **0.15** - 0.20	0.25 - **0.30** - 0.35	0.25 - **0.30** - 0.35

下限值- **推荐值**- 上限值

＊推荐切削条件会受到机械刚性、工件装夹等的影响，请根据使用环境进行调整。
＊发生加工硬化时，建议采用推荐切削条件中低速端的参数。

MDM型

■ 概要

●采用冷却性优异的油孔形状，实现长寿命！

●采用基于流体分析的技术，可有效冷却刀尖。
减少粘屑崩损。

●一次性解决切屑处理、加工硬化问题。

●可在加工不锈钢、难削材时发挥出众的稳定性。

■ 特长、用途

●冷却液排放量增加，可有效冷却刀尖！

Bean Jet Cooling

*刃径ø4.1mm以上时适用

采用油孔形状(豆形)，从切刃侧加注冷却液，
可有效冷却刀尖。



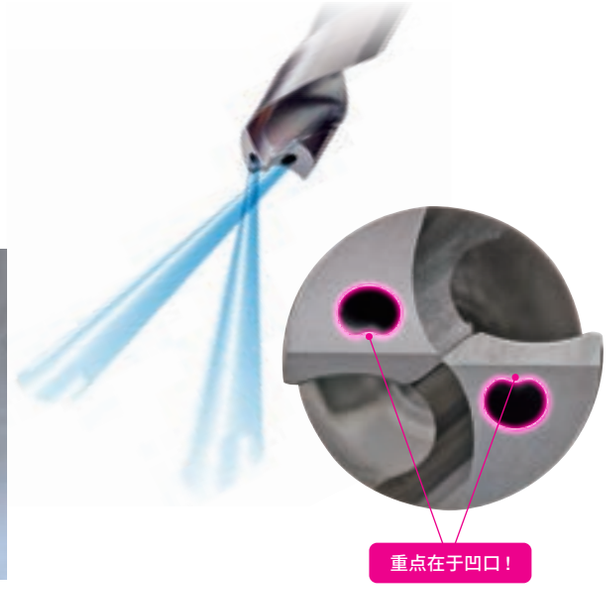

●采用基于流体分析的技术，可有效冷却刀尖！

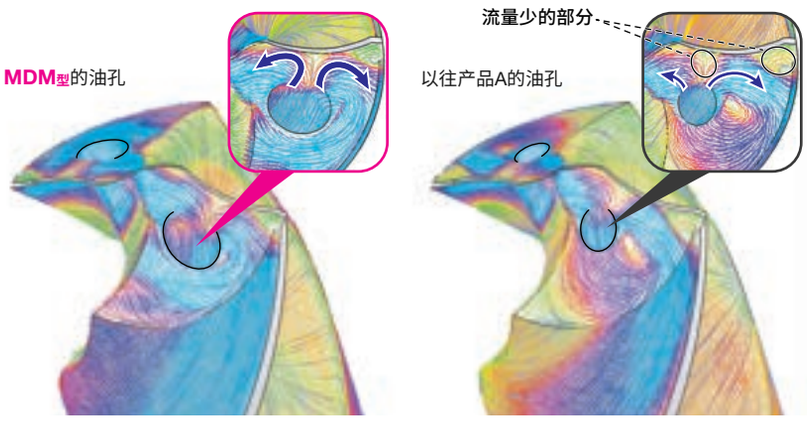

以刀具转速 3,200min^{-1} 进行分析

流量少 流量多

●大幅减少熔着在刀尖上的情况，防止粘屑崩损

MDM型

熔着少 可继续

其他公司产品A

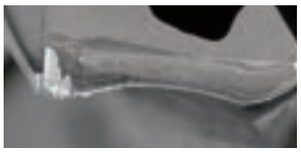

外周部 粘屑崩损

被 削 材：SUS304
设　　备：BT30 立式M/C
使用刀具：MDM 0800S08H05(ø8mm×5D)
切削条件：vc=80m/min, f=0.25mm/rev, H=40mm(通孔)
内冷式(水溶性)
切削距离：40m

MDM型

●重视锋利性的刃型，切屑处理良好





被 削 材：SUS304
设　　备：BT30 立式M/C
使用刀具：MDM 0400S04H05(ø4.0mm×5D)
切削条件：vc=80m/min, f=0.10mm/rev 内冷式(水溶性)

●窄刃带和大倒锥度

减小与被削材的接触面积，抑制刃带的升温

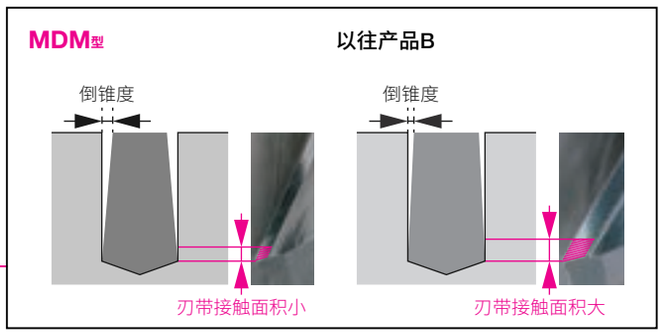

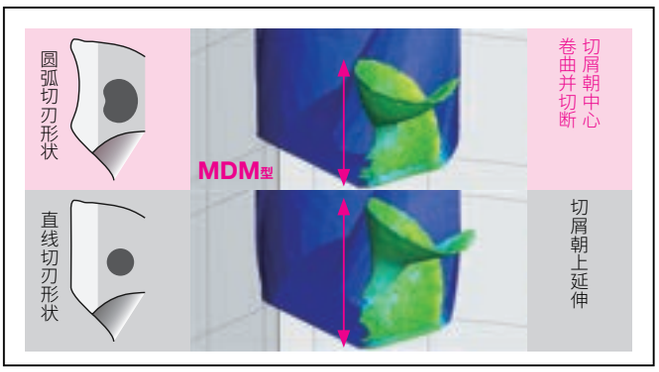

●抑制孔内面的加工硬化

降低切削负载，除了减少钻头损伤外，也有助于后期工序中铰刀、丝锥的长寿命化

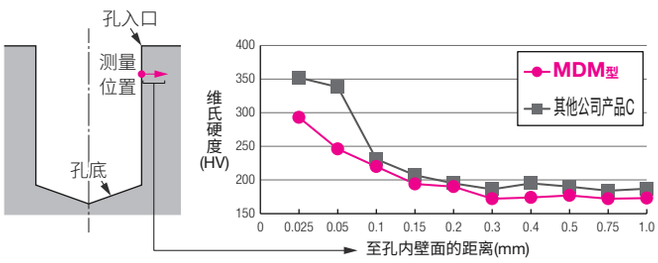

被 削 材：SUS304
设　　备：BT30 立式M/C
使用刀具：MDM 0800S08H05(ø8.0mm×5D)
切削条件：vc=80m/min, f=0.20mm/rev, H=40mm(通孔)
内冷式(水溶性)

●最适用于不锈钢、难削材加工的材质

ACT70

●NX涂层

采用Absotech®技术的高品质、高硬度、高强度膜，实现了优异的耐磨损性、耐热性!

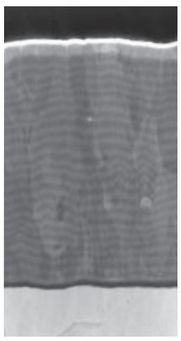

TiAlCrSi类超多层涂层
硬度HV：46GPa
氧化开始温度:1,100°C

高粘接层

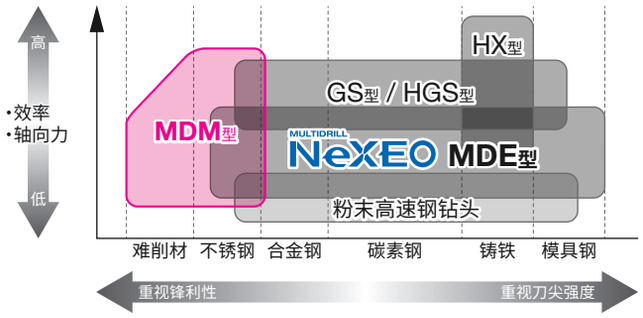

●采用NX涂层，可减少刃带磨损



被 削 材：SUS304　设备：BT30 立式M/C
使用刀具：MDM 0800S08H05(ø8.0mm×5D)
切削条件：vc=80m/min, f=0.20mm/rev, H=40mm(通孔)
内冷式(水溶性)

●降低轴向力，实现孔入口至孔底的稳定加工

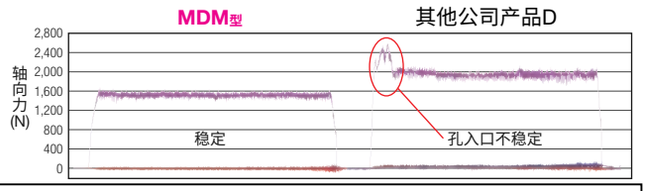

被 削 材：SUS304　设备：BT30 立式M/C
使用刀具：MDM 0800S08H05(ø8.0mm×5D)
切削条件：vc=80m/min, f=0.20mm/rev, H=40mm(通孔)
内冷式(水溶性)

MDM型

■ 使用实例

奥氏体不锈钢(加工中心)

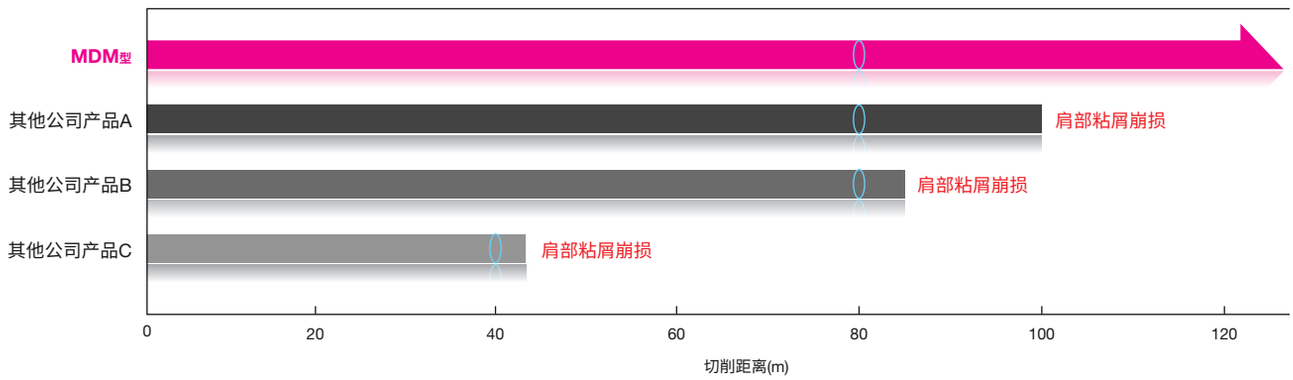

MDM型 80m 加工后

其他公司产品A 80m 加工后

其他公司产品B 80m 加工后



其他公司产品C 40m 加工后



被 削 材：SUS304　设备：BT30 立式M/C　使用刀具：MDM 0800S08H05(ø8mm×5D)
切削条件：vc=80m/min, f=0.20mm/rev, H=40mm(通孔)　内冷式(水溶性)

奥氏体不锈钢(小型车床)

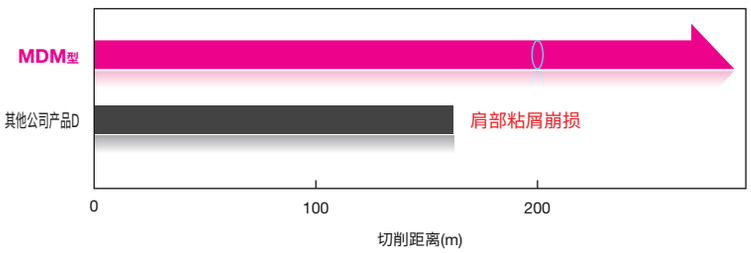

MDM型 200m 加工后



被 削 材：SUS304　设备：CNC数控车床(被削材旋转)　使用刀具：MDM 0540S06H03(ø5.4mm×3D)
切削条件：vc=47m/min, f=0.12mm/rev, H=25mm(盲孔)　内冷式(非水溶性)

沉淀硬化系不锈钢

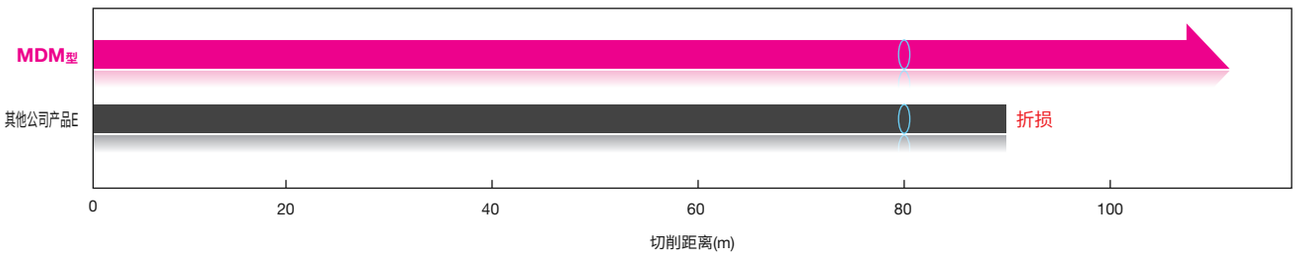

MDM型 80m 加工后

其他公司产品E 80m 加工后



被 削 材：SUS630　设备：BT30 立式M/C　使用刀具：MDM 0400S04H05(ø4mm×5D)
切削条件：vc=50m/min, f=0.10mm/rev, H=14mm(盲孔)　内冷式(水溶性)

MDM型

双相类不锈钢

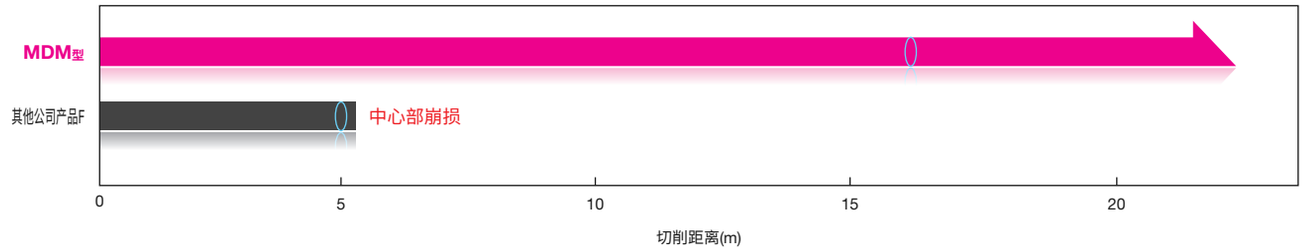

MDM型 16m 加工后



其他公司产品F 5m 加工后



被 削 材：SUS329J4L 设备：BT30 立式M/C 使用刀具：MDM 0800S05H05(ø8mm×5D)
切削条件：vc=60m/min, f=0.20mm/rev, H=30mm(通孔) 内冷式(水溶性)

钛合金

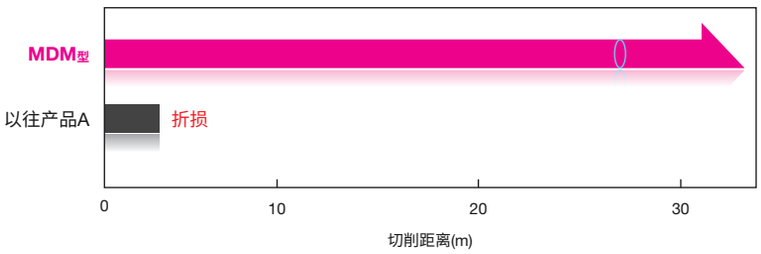

MDM型 27m 加工后



MDM型

以往产品A

被 削 材：Ti-6Al-4V 设备：BT50 立式M/C 使用刀具：MDM 0500S05H05(ø5mm×5D)
切削条件：vc=40m/min, f=0.12mm/rev, H=19mm(盲孔) 内冷式(水溶性)

耐热铸钢

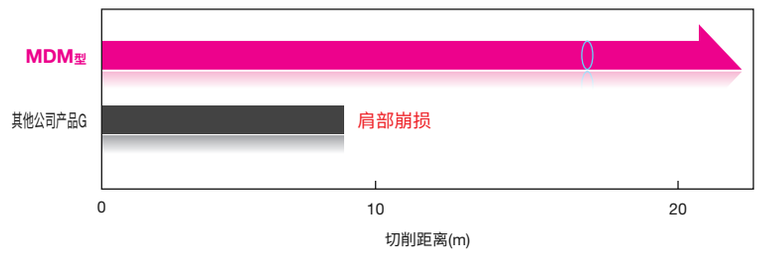

MDM型 17.1m 加工后



被 削 材：相当于SCH13X 设备：BT50 立式M/C 使用刀具：MDM 0880S09H03(ø8.8mm×3D)
切削条件：vc=50m/min, f=0.11mm/rev, H=18mm(盲孔、通孔) 内冷式(水溶性)

MDM型(内冷式)

碳素钢、合金钢 ~0.28% | 碳素钢、合金钢 0.29%~ | 不锈钢 | 钛合金 | 耐热钢 | 铸铁 | 球墨铸铁

NX 涂层 | 3D | 5D

＊Bean Jet Cooling适用于刃径ø4.1mm以上

※h6、h8公差参照N36

Fig 1 (刃径ø4.1以下)

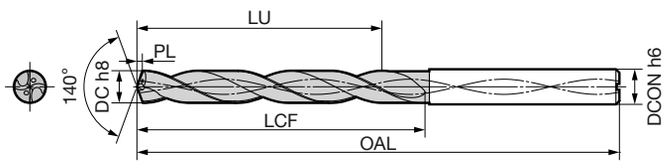

Fig 2 (刃径ø4.1以上) Bean Jet Cooling

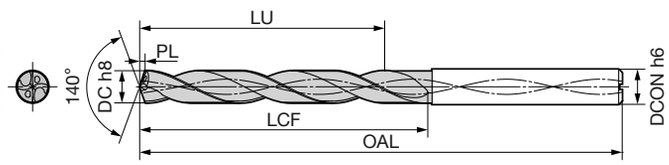

刀体　刃径ø3.0～4.9mm

尺寸(mm)

刃径 DC	孔深 (L/D)	库存	型　号	有效长度 LU	沟槽长度 LCF	全长 OAL	前端 PL	柄径 DCON	Fig
3.0	3	●	MDM 0300S03H03	14.0	18.5	68.5	0.5	3.0	1
	5	●	0300S03H05	24.0	28.5	78.5	0.5	3.0	1
3.1	3	●	MDM 0310S04H03	16.0	20.6	72.6	0.6	4.0	1
	5	●	0310S04H05	28.0	32.6	86.6	0.6	4.0	1
3.2	3	●	MDM 0320S04H03	15.8	20.6	72.6	0.6	4.0	1
	5	●	0320S04H05	27.8	32.6	86.6	0.6	4.0	1
3.3	3	●	MDM 0330S04H03	15.7	20.6	72.6	0.6	4.0	1
	5	●	0330S04H05	27.7	32.6	86.6	0.6	4.0	1
3.4	3	●	MDM 0340S04H03	15.5	20.6	72.6	0.6	4.0	1
	5	●	0340S04H05	27.5	32.6	86.6	0.6	4.0	1
3.5	3	●	MDM 0350S04H03	15.4	20.6	72.6	0.6	4.0	1
	5	●	0350S04H05	27.4	32.6	86.6	0.6	4.0	1
3.6	3	●	MDM 0360S04H03	17.8	23.2	72.7	0.7	4.0	1
	5	●	0360S04H05	31.3	36.7	86.7	0.7	4.0	1
3.7	3	●	MDM 0370S04H03	17.7	23.2	72.7	0.7	4.0	1
	5	●	0370S04H05	31.2	36.7	86.7	0.7	4.0	1
3.8	3	●	MDM 0380S04H03	17.5	23.2	72.7	0.7	4.0	1
	5	●	0380S04H05	31.0	36.7	86.7	0.7	4.0	1
3.9	3	●	MDM 0390S04H03	17.4	23.2	72.7	0.7	4.0	1
	5	●	0390S04H05	30.9	36.7	86.7	0.7	4.0	1
4.0	3	●	MDM 0400S04H03	17.2	23.2	72.7	0.7	4.0	1
	5	●	0400S04H05	30.7	36.7	86.7	0.7	4.0	1
4.1	3	●	MDM 0410S05H03	19.6	25.7	80.7	0.7	5.0	2
	5	●	0410S05H05	34.6	40.7	98.7	0.7	5.0	2
4.2	3	●	MDM 0420S05H03	19.5	25.8	80.8	0.8	5.0	2
	5	●	0420S05H05	34.5	40.8	98.8	0.8	5.0	2
4.3	3	●	MDM 0430S05H03	19.4	25.8	80.8	0.8	5.0	2
	5	●	0430S05H05	34.4	40.8	98.8	0.8	5.0	2
4.4	3	●	MDM 0440S05H03	19.2	25.8	80.8	0.8	5.0	2
	5	●	0440S05H05	34.2	40.8	98.8	0.8	5.0	2
4.5	3	●	MDM 0450S05H03	19.1	25.8	80.8	0.8	5.0	2
	5	●	0450S05H05	34.1	40.8	98.8	0.8	5.0	2
4.6	3	●	MDM 0460S05H03	21.4	28.3	80.8	0.8	5.0	2
	5	●	0460S05H05	37.9	44.8	98.8	0.8	5.0	2
4.7	3	●	MDM 0470S05H03	21.4	28.4	80.9	0.9	5.0	2
	5	●	0470S05H05	37.9	44.9	98.9	0.9	5.0	2
4.8	3	●	MDM 0480S05H03	21.2	28.4	80.9	0.9	5.0	2
	5	●	0480S05H05	37.7	44.9	98.9	0.9	5.0	2
4.9	3	●	MDM 0490S05H03	21.1	28.4	80.9	0.9	5.0	2
	5	●	0490S05H05	37.6	44.9	98.9	0.9	5.0	2

材质 ACT70

刀体　刃径ø5.0～6.9mm

尺寸(mm)

刃径 DC	孔深 (L/D)	库存	型　号	有效长度 LU	沟槽长度 LCF	全长 OAL	前端 PL	柄径 DCON	Fig
5.0	3	●	MDM 0500S05H03	20.9	28.4	80.9	0.9	5.0	2
	5	●	0500S05H05	37.4	44.9	98.9	0.9	5.0	2
5.1	3	●	MDM 0510S06H03	20.8	28.4	82.9	0.9	6.0	2
	5	●	0510S06H05	37.3	44.9	100.9	0.9	6.0	2
5.2	3	●	MDM 0520S06H03	20.6	28.4	82.9	0.9	6.0	2
	5	●	0520S06H05	37.1	44.9	100.9	0.9	6.0	2
5.3	3	●	MDM 0530S06H03	20.6	28.5	83.0	1.0	6.0	2
	5	●	0530S06H05	37.1	45.0	101.0	1.0	6.0	2
5.4	3	●	MDM 0540S06H03	20.4	28.5	83.0	1.0	6.0	2
	5	●	0540S06H05	36.9	45.0	101.0	1.0	6.0	2
5.5	3	●	MDM 0550S06H03	20.3	28.5	83.0	1.0	6.0	2
	5	●	0550S06H05	36.8	45.0	101.0	1.0	6.0	2
5.6	3	●	MDM 0560S06H03	22.6	31.0	83.0	1.0	6.0	2
	5	●	0560S06H05	40.6	49.0	101.0	1.0	6.0	2
5.7	3	●	MDM 0570S06H03	22.5	31.0	83.0	1.0	6.0	2
	5	●	0570S06H05	40.5	49.0	101.0	1.0	6.0	2
5.8	3	●	MDM 0580S06H03	22.4	31.1	83.1	1.1	6.0	2
	5	●	0580S06H05	40.4	49.1	101.1	1.1	6.0	2
5.9	3	●	MDM 0590S06H03	22.3	31.1	83.1	1.1	6.0	2
	5	●	0590S06H05	40.3	49.1	101.1	1.1	6.0	2
6.0	3	●	MDM 0600S06H03	22.1	31.1	83.1	1.1	6.0	2
	5	●	0600S06H05	40.1	49.1	101.1	1.1	6.0	2
6.1	3	●	MDM 0610S07H03	24.5	33.6	89.1	1.1	7.0	2
	5	●	0610S07H05	44.0	53.1	110.1	1.1	7.0	2
6.2	3	●	MDM 0620S07H03	24.3	33.6	89.1	1.1	7.0	2
	5	●	0620S07H05	43.8	53.1	110.1	1.1	7.0	2
6.3	3	●	MDM 0630S07H03	24.2	33.6	89.1	1.1	7.0	2
	5	●	0630S07H05	43.7	53.1	110.1	1.1	7.0	2
6.4	3	●	MDM 0640S07H03	24.1	33.7	89.2	1.2	7.0	2
	5	●	0640S07H05	43.6	53.2	110.2	1.2	7.0	2
6.5	3	●	MDM 0650S07H03	24.0	33.7	89.2	1.2	7.0	2
	5	●	0650S07H05	43.5	53.2	110.2	1.2	7.0	2
6.6	3	●	MDM 0660S07H03	26.3	36.2	89.2	1.2	7.0	2
	5	●	0660S07H05	47.3	57.2	110.2	1.2	7.0	2
6.7	3	●	MDM 0670S07H03	26.2	36.2	89.2	1.2	7.0	2
	5	●	0670S07H05	47.2	57.2	110.2	1.2	7.0	2
6.8	3	●	MDM 0680S07H03	26.0	36.2	89.2	1.2	7.0	2
	5	●	0680S07H05	47.0	57.2	110.2	1.2	7.0	2
6.9	3	●	MDM 0690S07H03	26.0	36.3	89.3	1.3	7.0	2
	5	●	0690S07H05	47.0	57.3	110.3	1.3	7.0	2

材质 ACT70

MDM型(内冷式)

碳素钢,合金钢~0.28% | 碳素钢,合金钢0.29%~ | 不锈钢 | 钛合金 | 耐热钢 | 铸铁 | 球墨铸铁

NX 涂层 | 3D | 5D

※h6、h8公差参照N36

Fig 2 **Bean Jet Cooling**

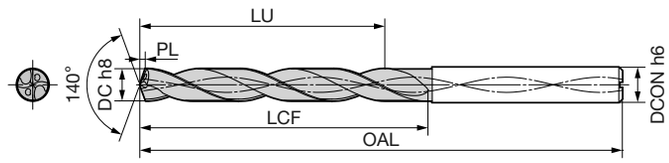

刀体 刃径ø7.0～8.9mm

尺寸(mm)

刃径 DC	孔深 (L/D)	库存	型 号	有效长度 LU	沟槽长度 LCF	全长 OAL	前端 PL	柄径 DCON	Fig
7.0	3	●	MDM 0700S07H03	25.8	36.3	89.3	1.3	7.0	2
	5	●	0700S07H05	46.8	57.3	110.3	1.3	7.0	2
7.1	3	●	MDM 0710S08H03	28.2	38.8	95.3	1.3	8.0	2
	5	●	0710S08H05	50.7	61.3	119.3	1.3	8.0	2
7.2	3	●	MDM 0720S08H03	28.0	38.8	95.3	1.3	8.0	2
	5	●	0720S08H05	50.5	61.3	119.3	1.3	8.0	2
7.3	3	●	MDM 0730S08H03	27.9	38.8	95.3	1.3	8.0	2
	5	●	0730S08H05	50.4	61.3	119.3	1.3	8.0	2
7.4	3	●	MDM 0740S08H03	27.7	38.8	95.3	1.3	8.0	2
	5	●	0740S08H05	50.2	61.3	119.3	1.3	8.0	2
7.5	3	●	MDM 0750S08H03	27.7	38.9	95.4	1.4	8.0	2
	5	●	0750S08H05	50.2	61.4	119.4	1.4	8.0	2
7.6	3	●	MDM 0760S08H03	30.0	41.4	95.4	1.4	8.0	2
	5	●	0760S08H05	54.0	65.4	119.4	1.4	8.0	2
7.7	3	●	MDM 0770S08H03	29.9	41.4	95.4	1.4	8.0	2
	5	●	0770S08H05	53.9	65.4	119.4	1.4	8.0	2
7.8	3	●	MDM 0780S08H03	29.7	41.4	95.4	1.4	8.0	2
	5	●	0780S08H05	53.7	65.4	119.4	1.4	8.0	2
7.9	3	●	MDM 0790S08H03	29.6	41.4	95.4	1.4	8.0	2
	5	●	0790S08H05	53.6	65.4	119.4	1.4	8.0	2
8.0	3	●	MDM 0800S08H03	29.5	41.5	95.5	1.5	8.0	2
	5	●	0800S08H05	53.5	65.5	119.5	1.5	8.0	2
8.1	3	●	MDM 0810S09H03	31.9	44.0	101.5	1.5	9.0	2
	5	●	0810S09H05	57.4	69.5	128.5	1.5	9.0	2
8.2	3	●	MDM 0820S09H03	31.7	44.0	101.5	1.5	9.0	2
	5	●	0820S09H05	57.2	69.5	128.5	1.5	9.0	2
8.3	3	●	MDM 0830S09H03	31.6	44.0	101.5	1.5	9.0	2
	5	●	0830S09H05	57.1	69.5	128.5	1.5	9.0	2
8.4	3	●	MDM 0840S09H03	31.4	44.0	101.5	1.5	9.0	2
	5	●	0840S09H05	56.9	69.5	128.5	1.5	9.0	2
8.5	3	●	MDM 0850S09H03	31.3	44.0	101.5	1.5	9.0	2
	5	●	0850S09H05	56.8	69.5	128.5	1.5	9.0	2
8.6	3	●	MDM 0860S09H03	33.7	46.6	101.6	1.6	9.0	2
	5	●	0860S09H05	60.7	73.6	128.6	1.6	9.0	2
8.7	3	●	MDM 0870S09H03	33.6	46.6	101.6	1.6	9.0	2
	5	●	0870S09H05	60.6	73.6	128.6	1.6	9.0	2
8.8	3	●	MDM 0880S09H03	33.4	46.6	101.6	1.6	9.0	2
	5	●	0880S09H05	60.4	73.6	128.6	1.6	9.0	2
8.9	3	●	MDM 0890S09H03	33.3	46.6	101.6	1.6	9.0	2
	5	●	0890S09H05	60.3	73.6	128.6	1.6	9.0	2

材质 ACT70

刀体 刃径ø9.0～10.9mm

尺寸(mm)

刃径 DC	孔深 (L/D)	库存	型 号	有效长度 LU	沟槽长度 LCF	全长 OAL	前端 PL	柄径 DCON	Fig
9.0	3	●	MDM 0900S09H03	33.1	46.6	101.6	1.6	9.0	2
	5	●	0900S09H05	60.1	73.6	128.6	1.6	9.0	2
9.1	3	●	MDM 0910S10H03	35.6	49.2	107.7	1.7	10.0	2
	5	●	0910S10H05	64.1	77.7	137.7	1.7	10.0	2
9.2	3	●	MDM 0920S10H03	35.4	49.2	107.7	1.7	10.0	2
	5	●	0920S10H05	63.9	77.7	137.7	1.7	10.0	2
9.3	3	●	MDM 0930S10H03	35.3	49.2	107.7	1.7	10.0	2
	5	●	0930S10H05	63.8	77.7	137.7	1.7	10.0	2
9.4	3	●	MDM 0940S10H03	35.1	49.2	107.7	1.7	10.0	2
	5	●	0940S10H05	63.6	77.7	137.7	1.7	10.0	2
9.5	3	●	MDM 0950S10H03	35.0	49.2	107.7	1.7	10.0	2
	5	●	0950S10H05	63.5	77.7	137.7	1.7	10.0	2
9.6	3	●	MDM 0960S10H03	37.3	51.7	107.7	1.7	10.0	2
	5	●	0960S10H05	67.3	81.7	137.7	1.7	10.0	2
9.7	3	●	MDM 0970S10H03	37.3	51.8	107.8	1.8	10.0	2
	5	●	0970S10H05	67.3	81.8	137.8	1.8	10.0	2
9.8	3	●	MDM 0980S10H03	37.1	51.8	107.8	1.8	10.0	2
	5	●	0980S10H05	67.1	81.8	137.8	1.8	10.0	2
9.9	3	●	MDM 0990S10H03	37.0	51.8	107.8	1.8	10.0	2
	5	●	0990S10H05	67.0	81.8	137.8	1.8	10.0	2
10.0	3	●	MDM 1000S10H03	36.8	51.8	107.8	1.8	10.0	2
	5	●	1000S10H05	66.8	81.8	137.8	1.8	10.0	2
10.1	3	●	MDM 1010S11H03	39.2	54.3	117.8	1.8	11.0	2
	5	●	1010S11H05	70.7	85.8	150.8	1.8	11.0	2
10.2	3	●	MDM 1020S11H03	39.1	54.4	117.9	1.9	11.0	2
	5	●	1020S11H05	70.6	85.9	150.9	1.9	11.0	2
10.3	3	●	MDM 1030S11H03	39.0	54.4	117.9	1.9	11.0	2
	5	●	1030S11H05	70.5	85.9	150.9	1.9	11.0	2
10.4	3	●	MDM 1040S11H03	38.8	54.4	117.9	1.9	11.0	2
	5	●	1040S11H05	70.3	85.9	150.9	1.9	11.0	2
10.5	3	●	MDM 1050S11H03	38.7	54.4	117.9	1.9	11.0	2
	5	●	1050S11H05	70.2	85.9	150.9	1.9	11.0	2
10.6	3	●	MDM 1060S11H03	41.0	56.9	117.9	1.9	11.0	2
	5	●	1060S11H05	74.0	89.9	150.9	1.9	11.0	2
10.7	3	●	MDM 1070S11H03	40.9	56.9	117.9	1.9	11.0	2
	5	●	1070S11H05	73.9	89.9	150.9	1.9	11.0	2
10.8	3	●	MDM 1080S11H03	40.8	57.0	118.0	2.0	11.0	2
	5	●	1080S11H05	73.8	90.0	151.0	2.0	11.0	2
10.9	3	●	MDM 1090S11H03	40.7	57.0	118.0	2.0	11.0	2
	5	●	1090S11H05	73.7	90.0	151.0	2.0	11.0	2

材质 ACT70

MDM型(内冷式)

碳素钢、合金钢 ~0.28% | 碳素钢、合金钢 0.29%~ | 不锈钢 | 钛合金 | 耐热钢 | 铸铁 | 球墨铸铁

NX 涂层 | 3D | 5D

※h6、h8公差参照N36

Fig 2 **Bean Jet Cooling**

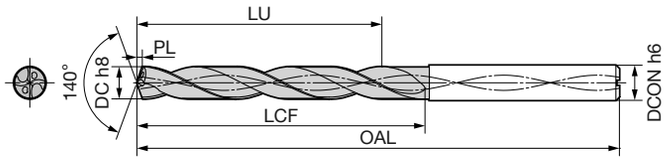

刀体 刃径ø11.0～12.9mm

尺寸(mm)

刃径 DC	孔深 (L/D)	库存	型号	有效长度 LU	沟槽长度 LCF	全长 OAL	前端 PL	柄径 DCON	Fig
11.0	3	●	MDM 1100S11H03	40.5	57.0	118.0	2.0	11.0	2
	5	●	1100S11H05	73.5	90.0	151.0	2.0	11.0	2
11.1	3	●	MDM 1110S12H03	42.9	59.5	124.0	2.0	12.0	2
	5	●	1110S12H05	77.4	94.0	160.0	2.0	12.0	2
11.2	3	●	MDM 1120S12H03	42.7	59.5	124.0	2.0	12.0	2
	5	●	1120S12H05	77.2	94.0	160.0	2.0	12.0	2
11.3	3	●	MDM 1130S12H03	42.7	59.6	124.1	2.1	12.0	2
	5	●	1130S12H05	77.2	94.1	160.1	2.1	12.0	2
11.4	3	●	MDM 1140S12H03	42.5	59.6	124.1	2.1	12.0	2
	5	●	1140S12H05	77.0	94.1	160.1	2.1	12.0	2
11.5	3	●	MDM 1150S12H03	42.4	59.6	124.1	2.1	12.0	2
	5	●	1150S12H05	76.9	94.1	160.1	2.1	12.0	2
11.6	3	●	MDM 1160S12H03	44.7	62.1	124.1	2.1	12.0	2
	5	●	1160S12H05	80.7	98.1	160.1	2.1	12.0	2
11.7	3	●	MDM 1170S12H03	44.6	62.1	124.1	2.1	12.0	2
	5	●	1170S12H05	80.6	98.1	160.1	2.1	12.0	2
11.8	3	●	MDM 1180S12H03	44.4	62.1	124.1	2.1	12.0	2
	5	●	1180S12H05	80.4	98.1	160.1	2.1	12.0	2
11.9	3	●	MDM 1190S12H03	44.4	62.2	124.2	2.2	12.0	2
	5	●	1190S12H05	80.4	98.2	160.2	2.2	12.0	2
12.0	3	●	MDM 1200S12H03	44.2	62.2	124.2	2.2	12.0	2
	5	●	1200S12H05	80.2	98.2	160.2	2.2	12.0	2
12.1	3	●	MDM 1210S13H03	46.6	64.7	130.2	2.2	13.0	2
	5	●	1210S13H05	84.1	102.2	169.2	2.2	13.0	2
12.2	3	●	MDM 1220S13H03	46.4	64.7	130.2	2.2	13.0	2
	5	●	1220S13H05	83.9	102.2	169.2	2.2	13.0	2
12.3	3	●	MDM 1230S13H03	46.3	64.7	130.2	2.2	13.0	2
	5	●	1230S13H05	83.8	102.2	169.2	2.2	13.0	2
12.4	3	●	MDM 1240S13H03	46.2	64.8	130.3	2.3	13.0	2
	5	●	1240S13H05	83.7	102.3	169.3	2.3	13.0	2
12.5	3	●	MDM 1250S13H03	46.1	64.8	130.3	2.3	13.0	2
	5	●	1250S13H05	83.6	102.3	169.3	2.3	13.0	2
12.6	3	●	MDM 1260S13H03	48.4	67.3	130.3	2.3	13.0	2
	5	●	1260S13H05	87.4	106.3	169.3	2.3	13.0	2
12.7	3	●	MDM 1270S13H03	48.3	67.3	130.3	2.3	13.0	2
	5	●	1270S13H05	87.3	106.3	169.3	2.3	13.0	2
12.8	3	●	MDM 1280S13H03	48.1	67.3	130.3	2.3	13.0	2
	5	●	1280S13H05	87.1	106.3	169.3	2.3	13.0	2
12.9	3	●	MDM 1290S13H03	48.0	67.3	130.3	2.3	13.0	2
	5	●	1290S13H05	87.0	106.3	169.3	2.3	13.0	2

材质 ACT70

刀体 刃径ø13.0～14.9mm

尺寸(mm)

刃径 DC	孔深 (L/D)	库存	型号	有效长度 LU	沟槽长度 LCF	全长 OAL	前端 PL	柄径 DCON	Fig
13.0	3	●	MDM 1300S13H03	47.9	67.4	130.4	2.4	13.0	2
	5	●	1300S13H05	86.9	106.4	169.4	2.4	13.0	2
13.1	3	●	MDM 1310S14H03	50.3	69.9	136.4	2.4	14.0	2
	5	●	1310S14H05	90.8	110.4	178.4	2.4	14.0	2
13.2	3	●	MDM 1320S14H03	50.1	69.9	136.4	2.4	14.0	2
	5	●	1320S14H05	90.6	110.4	178.4	2.4	14.0	2
13.3	3	●	MDM 1330S14H03	50.0	69.9	136.4	2.4	14.0	2
	5	●	1330S14H05	90.5	110.4	178.4	2.4	14.0	2
13.4	3	●	MDM 1340S14H03	49.8	69.9	136.4	2.4	14.0	2
	5	●	1340S14H05	90.3	110.4	178.4	2.4	14.0	2
13.5	3	●	MDM 1350S14H03	49.8	70.0	136.5	2.5	14.0	2
	5	●	1350S14H05	90.3	110.5	178.5	2.5	14.0	2
13.6	3	●	MDM 1360S14H03	52.1	72.5	136.5	2.5	14.0	2
	5	●	1360S14H05	94.1	114.5	178.5	2.5	14.0	2
13.7	3	●	MDM 1370S14H03	52.0	72.5	136.5	2.5	14.0	2
	5	●	1370S14H05	94.0	114.5	178.5	2.5	14.0	2
13.8	3	●	MDM 1380S14H03	51.8	72.5	136.5	2.5	14.0	2
	5	●	1380S14H05	93.8	114.5	178.5	2.5	14.0	2
13.9	3	●	MDM 1390S14H03	51.7	72.5	136.5	2.5	14.0	2
	5	●	1390S14H05	93.7	114.5	178.5	2.5	14.0	2
14.0	3	●	MDM 1400S14H03	51.5	72.5	136.5	2.5	14.0	2
	5	●	1400S14H05	93.5	114.5	178.5	2.5	14.0	2
14.1	3	●	MDM 1410S15H03	54.0	75.1	142.6	2.6	15.0	2
	5	●	1410S15H05	97.5	118.6	187.6	2.6	15.0	2
14.2	3	●	MDM 1420S15H03	53.8	75.1	142.6	2.6	15.0	2
	5	●	1420S15H05	97.3	118.6	187.6	2.6	15.0	2
14.3	3	●	MDM 1430S15H03	53.7	75.1	142.6	2.6	15.0	2
	5	●	1430S15H05	97.2	118.6	187.6	2.6	15.0	2
14.4	3	●	MDM 1440S15H03	53.5	75.1	142.6	2.6	15.0	2
	5	●	1440S15H05	97.0	118.6	187.6	2.6	15.0	2
14.5	3	●	MDM 1450S15H03	53.4	75.1	142.6	2.6	15.0	2
	5	●	1450S15H05	96.9	118.6	187.6	2.6	15.0	2
14.6	3	●	MDM 1460S15H03	55.8	77.7	142.7	2.7	15.0	2
	5	●	1460S15H05	100.8	122.7	187.7	2.7	15.0	2
14.7	3	●	MDM 1470S15H03	55.7	77.7	142.7	2.7	15.0	2
	5	●	1470S15H05	100.7	122.7	187.7	2.7	15.0	2
14.8	3	●	MDM 1480S15H03	55.5	77.7	142.7	2.7	15.0	2
	5	●	1480S15H05	100.5	122.7	187.7	2.7	15.0	2
14.9	3	●	MDM 1490S15H03	55.4	77.7	142.7	2.7	15.0	2
	5	●	1490S15H05	100.4	122.7	187.7	2.7	15.0	2

材质 ACT70

多用途钻头

MDM型(内冷式)

碳素钢,合金钢~0.28% | 碳素钢,合金钢0.29%~ | 不锈钢 | 钛合金 | 耐热钢 | 铸铁 | 球墨铸铁

NX 涂层 | 3D | 5D

※h6、h8公差参照N36

Fig 2 **Bean Jet Cooling**

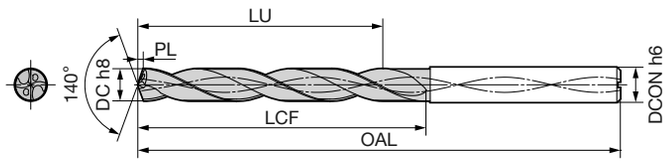

刀体　刃径ø15.0～16.0mm

尺寸(mm)

刃径 DC	孔深 (L/D)	库存	型　号	有效长度 LU	沟槽长度 LCF	全长 OAL	前端 PL	柄径 DCON	Fig
15.0	3	●	MDM 1500S15H03	55.2	77.7	142.7	2.7	15.0	2
	5	●	1500S15H05	100.2	122.7	187.7	2.7	15.0	2
15.1	3	●	MDM 1510S16H03	57.6	80.2	148.7	2.7	16.0	2
	5	●	1510S16H05	104.1	126.7	196.7	2.7	16.0	2
15.2	3	●	MDM 1520S16H03	57.5	80.3	148.8	2.8	16.0	2
	5	●	1520S16H05	104.0	126.8	196.8	2.8	16.0	2
15.3	3	●	MDM 1530S16H03	57.4	80.3	148.8	2.8	16.0	2
	5	●	1530S16H05	103.9	126.8	196.8	2.8	16.0	2
15.4	3	●	MDM 1540S16H03	57.2	80.3	148.8	2.8	16.0	2
	5	●	1540S16H05	103.7	126.8	196.8	2.8	16.0	2
15.5	3	●	MDM 1550S16H03	57.1	80.3	148.8	2.8	16.0	2
	5	●	1550S16H05	103.6	126.8	196.8	2.8	16.0	2
15.6	3	●	MDM 1560S16H03	59.4	82.8	148.8	2.8	16.0	2
	5	●	1560S16H05	107.4	130.8	196.8	2.8	16.0	2
15.7	3	●	MDM 1570S16H03	59.4	82.9	148.9	2.9	16.0	2
	5	●	1570S16H05	107.4	130.9	196.9	2.9	16.0	2
15.8	3	●	MDM 1580S16H03	59.2	82.9	148.9	2.9	16.0	2
	5	●	1580S16H05	107.2	130.9	196.9	2.9	16.0	2
15.9	3	●	MDM 1590S16H03	59.1	82.9	148.9	2.9	16.0	2
	5	●	1590S16H05	107.1	130.9	196.9	2.9	16.0	2
16.0	3	●	MDM 1600S16H03	58.9	82.9	148.9	2.9	16.0	2
	5	●	1600S16H05	106.9	130.9	196.9	2.9	16.0	2

材质 ACT70

金属材料记号对照表

被削材	硬度	日本工业标准 JIS	国际标准 ISO 15510	欧洲标准 EN	美国标准 AISI
铁素体、马氏体不锈钢	≤200HB	SUS405	X6CrAl13	1.4002	405
		SUS410	X12Cr13	1.4006	410
		SUS410S	X6Cr13	1.4000	—
		SUS430	X6Cr17	1.4016	430
		SUS434	X6CrMo17-1	1.4113	434
	＞200HB	SUS420J1	X20Cr13	1.4021	420
		SUS420J2	X30Cr13	1.4028	420
		SUS431	X17CrNi16-2	1.4057	431
奥氏体不锈钢	≤200HB	SUS304	X5CrNi18-10	1.4301	304
		SUS305	X6CrNi18-12	1.4303	305
		SUS303	X10CrNiS18-9	1.4305	303
		SUS304L	X2CrNi18-9	1.4307	304L
		SUS316	X5CrNiMo17-12-2	1.4401	316
		SUS316L	X2CrNiMo17-12-2	1.4404	316L
		SUS317L	X2CrNiMo19-14-4	1.4438	317L
		SUS321	X6CrNiTi18-10	1.4541	321
		SUS347	X6CrNiNb18-10	1.4550	347
		SUS316Ti	X6CrNiMoTi17-12-2	1.4571	—
		SUS309S	X6CrNi23-13	1.4950	309S
		SUS310S	X6CrNi25-20	1.4951	310S
	＞200HB	SUS304N1	X5CrNiN19-9	1.4315	304N
		SUS301	X5CrNi17-7	1.4319	301
		SUS301L	X2CrNiN18-7	1.4318	—
沉淀硬化系不锈钢	≤340HB	SUS630	X5CrNiCuNb16-4	1.4542	17-4PH (S17400)
		—	—	—	15-5PH (S15500)
		SUS631	X7CrNiAl17-7	1.4568	17-7PH (S17700)
双相类不锈钢	≤310HB	SUS329J1	X6CrNiMo26-4-2	—	329
		SUS329J3L	X2CrNiMoN22-5-3	1.4462	—
		SUS329J4L	X2CrNiMoN25-7-3	—	—

MDM型(内冷式)

推荐切削条件

1. 下述推荐切削条件表为使用水溶性切削油剂及内冷式时的值。
2. 使用非水溶性切削油剂时，切削速度请降低20～30%，并确保注油量充足。
3. 在夹头上安装钻头时，切刃前端外周部的跳动请控制在0.02mm以下。
4. 请避免沟槽进入夹头内。
5. 工件的咬合部为怪异形状(倾斜、断续等)时，咬合时请减小约一半的进给量。
   ＊这样仍无法确保加工稳定性时，建议使用平底多用途钻头MDF型对扁平面进行前加工。
6. 贯通的情况下变为断续加工时，与贯通前相比请减小约一半的进给量。

被削材	铁素体、马氏体不锈钢				奥氏体不锈钢			
	≤200HB		＞200HB		≤200HB		＞200HB	
切削速度	60～100m/min		40～80m/min		60～100m/min		40～80m/min	
刃径DC(mm)	转速(min^{-1})	进给量(mm/rev)	转速(min^{-1})	进给量(mm/rev)	转速(min^{-1})	进给量(mm/rev)	转速(min^{-1})	进给量(mm/rev)
ø3	8,500	0.06～0.12	6,400	0.06～0.12	8,500	0.06～0.12	6,400	0.06～0.12
ø4	6,400	0.08～0.17	4,800	0.08～0.17	6,400	0.08～0.17	4,800	0.08～0.17
ø5	5,100	0.08～0.20	3,900	0.08～0.20	5,100	0.08～0.20	3,900	0.08～0.20
ø6	4,300	0.10～0.20	3,200	0.10～0.20	4,300	0.10～0.20	3,200	0.10～0.20
ø7	3,700	0.12～0.23	2,800	0.12～0.23	3,700	0.12～0.23	2,800	0.12～0.23
ø8	3,200	0.15～0.25	2,400	0.15～0.25	3,200	0.15～0.25	2,400	0.15～0.25
ø9	2,900	0.17～0.25	2,200	0.17～0.25	2,900	0.17～0.25	2,200	0.17～0.25
ø10	2,600	0.18～0.28	2,000	0.18～0.28	2,600	0.18～0.28	2,000	0.18～0.28
ø11	2,400	0.20～0.30	1,800	0.20～0.30	2,400	0.20～0.30	1,800	0.20～0.30
ø12	2,200	0.20～0.30	1,600	0.20～0.30	2,200	0.20～0.30	1,600	0.20～0.30
ø13	2,000	0.20～0.30	1,500	0.20～0.30	2,000	0.20～0.30	1,500	0.20～0.30
ø14	1,900	0.20～0.30	1,400	0.20～0.30	1,900	0.20～0.30	1,400	0.20～0.30
ø15	1,700	0.20～0.30	1,300	0.20～0.30	1,700	0.20～0.30	1,300	0.20～0.30
ø16	1,600	0.20～0.30	1,200	0.20～0.30	1,600	0.20～0.30	1,200	0.20～0.30

被削材	沉淀硬化系不锈钢 ≤340HB		双相类不锈钢 ≤310HB		钛合金 260HB～340HB		Ni基耐热合金 (镍铬铁合金718) 38～45HRC	
切削速度	40～60m/min		40～60m/min		30～50m/min		10～30m/min	
刃径DC(mm)	转速(min^{-1})	进给量(mm/rev)	转速(min^{-1})	进给量(mm/rev)	转速(min^{-1})	进给量(mm/rev)	转速(min^{-1})	进给量(mm/rev)
ø3	5,300	0.06～0.12	5,300	0.06～0.12	4,200	0.06～0.12	2,100	0.05～0.08
ø4	4,000	0.08～0.17	4,000	0.08～0.17	3,200	0.08～0.17	1,600	0.06～0.10
ø5	3,200	0.08～0.20	3,200	0.08～0.20	2,500	0.08～0.20	1,250	0.07～0.12
ø6	2,700	0.10～0.20	2,700	0.10～0.20	2,100	0.10～0.20	1,050	0.08～0.15
ø7	2,300	0.12～0.23	2,300	0.12～0.23	1,800	0.12～0.23	900	0.08～0.15
ø8	2,000	0.15～0.25	2,000	0.15～0.25	1,600	0.15～0.25	800	0.10～0.18
ø9	1,800	0.17～0.25	1,800	0.17～0.25	1,400	0.17～0.25	700	0.12～0.18
ø10	1,600	0.18～0.28	1,600	0.18～0.28	1,300	0.18～0.28	650	0.12～0.18
ø11	1,400	0.20～0.30	1,400	0.20～0.30	1,200	0.20～0.30	600	0.15～0.20
ø12	1,300	0.20～0.30	1,300	0.20～0.30	1,100	0.20～0.30	550	0.15～0.20
ø13	1,200	0.20～0.30	1,200	0.20～0.30	1,000	0.20～0.30	500	0.15～0.20
ø14	1,100	0.20～0.30	1,100	0.20～0.30	900	0.20～0.30	450	0.15～0.20
ø15	1,050	0.20～0.30	1,050	0.20～0.30	850	0.20～0.30	420	0.15～0.20
ø16	1,000	0.20～0.30	1,000	0.20～0.30	800	0.20～0.30	400	0.15～0.20

MEMO

HX型

■ 概要

“强力多用途钻头HX型”是为了实现铸铁加工的稳定高效化，在减小切削阻力的同时提高了钻头强度的铸铁加工专用钻头。



■ 特长、用途

●可高效加工铸铁

采用厚芯和特殊双刃带，高效加工时也可稳定作业。
此外采用“RX横刃修薄”，大幅减小了切削阻力，实现了更稳定的高效加工。
可进行vf=1,000mm/min以上的高效加工。(ø10mm尺寸)

●长寿命

采用纳米涂层技术的钻头专用涂层“DEX涂层”，实现了以往涂层2倍以上的长寿命。通过优化刃带位置加强了导向功能，可防止孔弯曲所造成的折损。

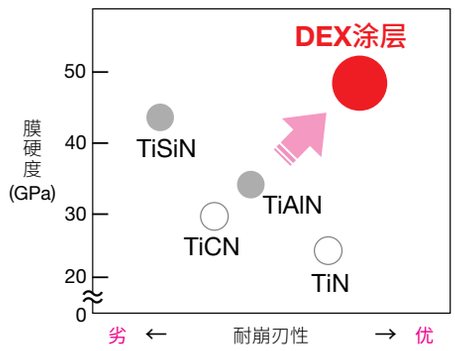

低阻力 排屑槽宽大，实现了低轴向阻力

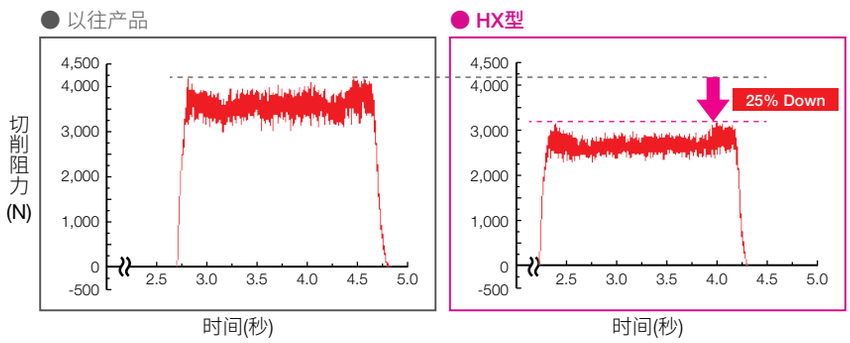

被 削 材 : FC250　使用刀具 : 以往产品, MDW 1250HX5(ø12.5mm 5D)
切削条件 : vc=100m/min, f =0.60mm/rev, H =50mm 内冷式(水溶性)

高刚性 粗大厚芯和宽刃带，可抑制振动

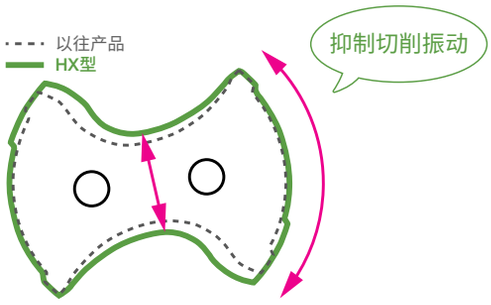

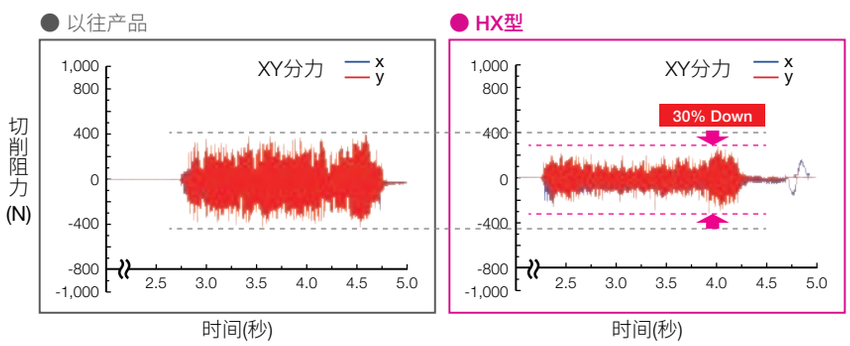

被 削 材 : FC250　使用刀具 : 以往产品, MDW 1250HX5(ø12.5mm 5D)
切削条件 : vc=100m/min, f =0.60mm/rev, H=50mm 内冷式(水溶性)

HX型

■ 系列构成

供油方法	型号	刃径范围 (mm)	孔深(L/D)	内 容
内冷	MDW□□□□HX3	ø3.0～ø20.0	～3	108型号库存
	MDW□□□□HX5	ø3.0～ø20.0	～5	108型号库存
	MDW□□□□HX8	ø3.0～ø18.0	～8	32型号库存

●灰口铸铁加工

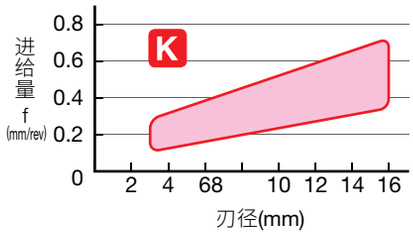

高精度 刃带前端位置的改善使得孔精度提高

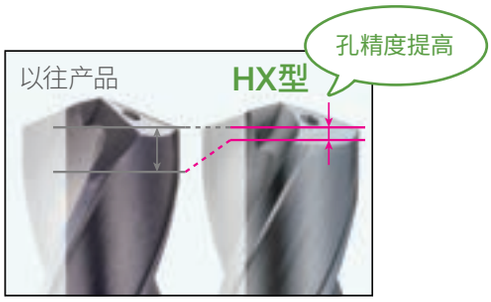

● 以往产品　　● HX型

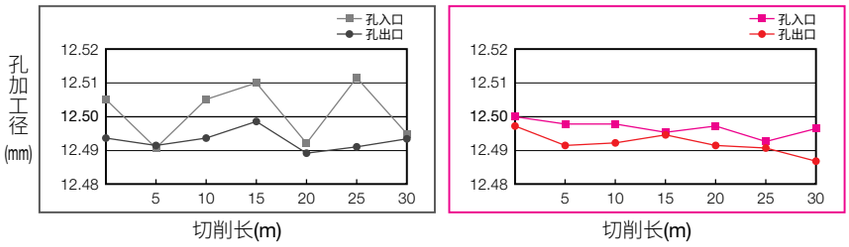

被 削 材 : FC250 使用刀具 : 以往产品, MDW 1250HX5(ø12.5mm 5D)
切削条件 : vc=100m/min, f =0.60mm/rev, H=50mm 内冷式(水溶性)

长寿命 通过高进给加工，减少刀尖擦过从而实现长寿命化
→ 兼顾更换频率(加工时间)的保持和高效化

●以往产品

切削条件 : f =0.30mm/rev 切削长 : 30m(加工时间39分钟)

●HX型

切削条件 : f =0.30mm/rev 切削长 : 30m(加工时间39分钟)



切削条件 : f =0.60mm/rev 切削长 : 60m(加工时间39分钟)

被削材 : FC250 使用刀具 : 以往产品, MDW 1250HX5(ø12.5mm 5D)
切削条件 : vc=100m/min, f =0.60mm/rev, H =50mm 内冷式(水溶性)

进给2倍

■ 使用实例

机械部品(FC250)

- 使用刀具 : MDW 1850HX5(ø18.5mm 5D)
- 钻孔加工距离 : 50m
- 切削条件 : vc=70m/min, f =0.9mm/rev
  H=27mm(盲孔)　内冷式(水溶性)

抑制超高效加工时的刀尖损伤！

定量加工后　刀尖前刀面损伤状态

其他公司高效钻头



HX型

设备零件(FCD450)

- 使用刀具 : MDW 0850HX5(ø8.5mm 5D)
- 钻孔加工距离 : 60m
- 切削条件 : vc=70m/min, f =0.30mm/rev, vf=786mm/min
  H=27mm(盲孔)　内冷式(水溶性)

达成以往产品2倍的高效加工！

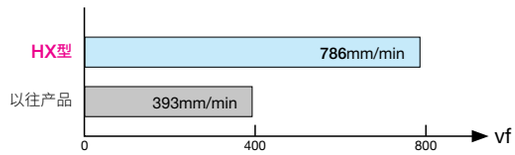

发动机零件(FCD700)

- 使用刀具 : MDW 1200HX3(ø12.0mm 3D)
- 钻孔加工距离 : 60m
- 切削条件 : 以往产品: vc=50m/min, f =0.22mm/rev, vf=291.7mm/min
  HX型: vc=50m/min, f =0.40mm/rev, vf =530.4mm/min
  H=28mm(盲孔)　内冷式(水溶性)

以往产品1.8倍的高效加工时也可稳定切削！

定量加工寿命后　刀尖损伤状态

以往产品(f =**0.22**mm/rev)



HX型 (f =**0.40**mm/rev)



机械部品(烧结材料)

- 使用刀具 : MDW 0570HX3
- 切削条件 : vc=70m/min, f =0.9mm/rev, H=27mm(盲孔)
  内冷式(水溶性)

与其他公司产品相比阻力低，可抑制小缺口的产生！

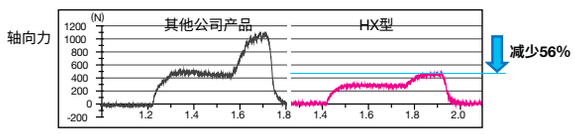

孔入口

其他公司产品

HX型

无小缺口

HX型(内冷式)

铸铁 球墨铸铁

DEX 涂层 | 有油孔 | 3D 5D 8D

※h6、h8公差参照N36

Fig 1

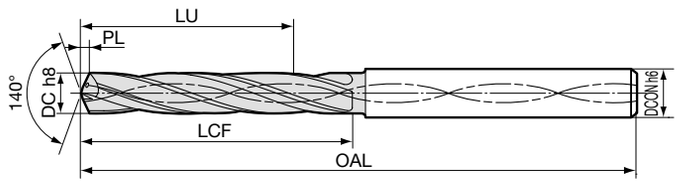

刀体 刃径ø3.0～4.7mm

尺寸(mm)

刃径 DC	孔深 (L/D)	库存	型号	有效长度 LU	沟槽长度 LCF	全长 OAL	前端 PL	柄径 DCON	Fig
3.0	3	●	MDW 0300HX3	13.5	18.0	68.5	0.5	3.0	1
	5	●	0300HX5	24.0	28.5	78.5	0.5	3.0	1
	8	●	0300HX8	29.0	33.5	81.5	0.5	3.0	1
3.1	3	●	MDW 0310HX3	16.0	20.6	72.6	0.6	4.0	1
	5	●	0310HX5	28.0	32.6	86.6	0.6	4.0	1
	8		0310HX8	34.5	39.1	92.6	0.6	4.0	1
3.2	3	●	MDW 0320HX3	15.8	20.6	72.6	0.6	4.0	1
	5	●	0320HX5	27.8	32.6	86.6	0.6	4.0	1
	8		0320HX8	34.3	39.1	92.6	0.6	4.0	1
3.3	3	●	MDW 0330HX3	15.7	20.6	72.6	0.6	4.0	1
	5	●	0330HX5	27.7	32.6	86.6	0.6	4.0	1
	8		0330HX8	34.2	39.1	92.6	0.6	4.0	1
3.4	3	●	MDW 0340HX3	15.5	20.6	72.6	0.6	4.0	1
	5	●	0340HX5	27.5	32.6	86.6	0.6	4.0	1
	8		0340HX8	34.0	39.1	92.6	0.6	4.0	1
3.5	3	●	MDW 0350HX3	15.4	20.6	72.6	0.6	4.0	1
	5	●	0350HX5	27.4	32.6	86.6	0.6	4.0	1
	8	●	0350HX8	33.9	39.1	92.6	0.6	4.0	1
3.6	3	●	MDW 0360HX3	17.8	23.2	72.7	0.7	4.0	1
	5	●	0360HX5	31.3	36.7	86.7	0.7	4.0	1
	8		0360HX8	39.3	44.7	92.7	0.7	4.0	1
3.7	3	●	MDW 0370HX3	17.7	23.2	72.7	0.7	4.0	1
	5	●	0370HX5	31.2	36.7	86.7	0.7	4.0	1
	8		0370HX8	39.2	44.7	92.7	0.7	4.0	1
3.8	3	●	MDW 0380HX3	17.5	23.2	72.7	0.7	4.0	1
	5	●	0380HX5	31.0	36.7	86.7	0.7	4.0	1
	8		0380HX8	39.0	44.7	92.7	0.7	4.0	1
3.9	3	●	MDW 0390HX3	17.4	23.2	72.7	0.7	4.0	1
	5	●	0390HX5	30.9	36.7	86.7	0.7	4.0	1
	8		0390HX8	38.9	44.7	92.7	0.7	4.0	1
4.0	3	●	MDW 0400HX3	17.2	23.2	72.7	0.7	4.0	1
	5	●	0400HX5	30.7	36.7	86.7	0.7	4.0	1
	8	●	0400HX8	38.7	44.7	92.7	0.7	4.0	1
4.1	3	●	MDW 0410HX3	19.6	25.7	80.7	0.7	5.0	1
	5	●	0410HX5	34.6	40.7	98.7	0.7	5.0	1
	8		0410HX8	44.1	50.2	105.7	0.7	5.0	1
4.2	3	●	MDW 0420HX3	19.5	25.8	80.8	0.8	5.0	1
	5	●	0420HX5	34.5	40.8	98.8	0.8	5.0	1
	8		0420HX8	44.0	50.3	105.8	0.8	5.0	1
4.3	3	●	MDW 0430HX3	19.4	25.8	80.8	0.8	5.0	1
	5	●	0430HX5	34.4	40.8	98.8	0.8	5.0	1
	8		0430HX8	43.9	50.3	105.8	0.8	5.0	1
4.4	3	●	MDW 0440HX3	19.2	25.8	80.8	0.8	5.0	1
	5	●	0440HX5	34.2	40.8	98.8	0.8	5.0	1
	8		0440HX8	43.7	50.3	105.8	0.8	5.0	1
4.5	3	●	MDW 0450HX3	19.1	25.8	80.8	0.8	5.0	1
	5	●	0450HX5	34.1	40.8	98.8	0.8	5.0	1
	8	●	0450HX8	43.6	50.3	105.8	0.8	5.0	1
4.6	3	●	MDW 0460HX3	21.4	28.3	80.8	0.8	5.0	1
	5	●	0460HX5	37.9	44.8	98.8	0.8	5.0	1
	8		0460HX8	48.9	55.8	105.8	0.8	5.0	1
4.7	3	●	MDW 0470HX3	21.4	28.4	80.9	0.9	5.0	1
	5	●	0470HX5	37.9	44.9	98.9	0.9	5.0	1
	8		0470HX8	48.9	55.9	105.9	0.9	5.0	1

材质 ACX70

刀体 刃径ø4.8～6.5mm

尺寸(mm)

刃径 DC	孔深 (L/D)	库存	型号	有效长度 LU	沟槽长度 LCF	全长 OAL	前端 PL	柄径 DCON	Fig
4.8	3	●	MDW 0480HX3	21.2	28.4	80.9	0.9	5.0	1
	5	●	0480HX5	37.7	44.9	98.9	0.9	5.0	1
	8		0480HX8	48.7	55.9	105.9	0.9	5.0	1
4.9	3	●	MDW 0490HX3	21.1	28.4	80.9	0.9	5.0	1
	5	●	0490HX5	37.6	44.9	98.9	0.9	5.0	1
	8		0490HX8	48.6	55.9	105.9	0.9	5.0	1
5.0	3	●	MDW 0500HX3	20.9	28.4	80.9	0.9	5.0	1
	5	●	0500HX5	37.4	44.9	98.9	0.9	5.0	1
	8	●	0500HX8	48.4	55.9	105.9	0.9	5.0	1
5.1	3	●	MDW 0510HX3	20.8	28.4	82.9	0.9	6.0	1
	5	●	0510HX5	37.3	44.9	100.9	0.9	6.0	1
	8	●	0510HX8	53.8	61.4	118.9	0.9	6.0	1
5.2	3	●	MDW 0520HX3	20.6	28.4	82.9	0.9	6.0	1
	5	●	0520HX5	37.1	44.9	100.9	0.9	6.0	1
	8		0520HX8	53.6	61.4	118.9	0.9	6.0	1
5.3	3	●	MDW 0530HX3	20.6	28.5	83.0	1.0	6.0	1
	5	●	0530HX5	37.1	45.0	101.0	1.0	6.0	1
	8		0530HX8	53.6	61.5	119.0	1.0	6.0	1
5.4	3	●	MDW 0540HX3	20.4	28.5	83.0	1.0	6.0	1
	5	●	0540HX5	36.9	45.0	101.0	1.0	6.0	1
	8		0540HX8	53.4	61.5	119.0	1.0	6.0	1
5.5	3	●	MDW 0550HX3	20.3	28.5	83.0	1.0	6.0	1
	5	●	0550HX5	36.8	45.0	101.0	1.0	6.0	1
	8	●	0550HX8	53.3	61.5	119.0	1.0	6.0	1
5.6	3	●	MDW 0560HX3	22.6	31.0	83.0	1.0	6.0	1
	5	●	0560HX5	40.6	49.0	101.0	1.0	6.0	1
	8		0560HX8	58.6	67.0	119.0	1.0	6.0	1
5.7	3	●	MDW 0570HX3	22.5	31.0	83.0	1.0	6.0	1
	5	●	0570HX5	40.5	49.0	101.0	1.0	6.0	1
	8		0570HX8	58.5	67.0	119.0	1.0	6.0	1
5.8	3	●	MDW 0580HX3	22.4	31.1	83.1	1.1	6.0	1
	5	●	0580HX5	40.4	49.1	101.1	1.1	6.0	1
	8	●	0580HX8	58.4	67.1	119.1	1.1	6.0	1
5.9	3	●	MDW 0590HX3	22.3	31.1	83.1	1.1	6.0	1
	5	●	0590HX5	40.3	49.1	101.1	1.1	6.0	1
	8	●	0590HX8	58.3	67.1	119.1	1.1	6.0	1
6.0	3	●	MDW 0600HX3	22.1	31.1	83.1	1.1	6.0	1
	5	●	0600HX5	40.1	49.1	101.1	1.1	6.0	1
	8	●	0600HX8	58.1	67.1	119.1	1.1	6.0	1
6.1	3	●	MDW 0610HX3	24.5	33.6	89.1	1.1	7.0	1
	5	●	0610HX5	44.0	53.1	110.1	1.1	7.0	1
	8		0610HX8	63.5	72.6	131.1	1.1	7.0	1
6.2	3	●	MDW 0620HX3	24.3	33.6	89.1	1.1	7.0	1
	5	●	0620HX5	43.8	53.1	110.1	1.1	7.0	1
	8		0620HX8	63.3	72.6	131.1	1.1	7.0	1
6.3	3	●	MDW 0630HX3	24.2	33.6	89.1	1.1	7.0	1
	5	●	0630HX5	43.7	53.1	110.1	1.1	7.0	1
	8		0630HX8	63.2	72.6	131.1	1.1	7.0	1
6.4	3	●	MDW 0640HX3	24.1	33.7	89.2	1.2	7.0	1
	5	●	0640HX5	43.6	53.2	110.2	1.2	7.0	1
	8		0640HX8	63.1	72.7	131.2	1.2	7.0	1
6.5	3	●	MDW 0650HX3	24.0	33.7	89.2	1.2	7.0	1
	5	●	0650HX5	43.5	53.2	110.2	1.2	7.0	1
	8	●	0650HX8	63.0	72.7	131.2	1.2	7.0	1

材质 ACX70

强力多用途钻头

HX型(内冷式)

铸铁 球墨铸铁

DEX 涂层 有油孔 3D 5D 8D

※h6、h8公差参照N36

Fig 1

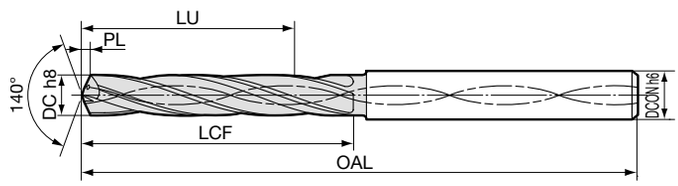

刀体 刃径ø6.6～8.3mm

尺寸(mm)

刃径 DC	孔深 (L/D)	库存	型号	有效长度 LU	沟槽长度 LCF	全长 OAL	前端 PL	柄径 DCON	Fig
6.6	3	●	MDW 0660HX3	26.3	36.2	89.2	1.2	7.0	1
	5	●	0660HX5	47.3	57.2	110.2	1.2	7.0	1
	8		0660HX8	68.3	78.2	131.2	1.2	7.0	1
6.7	3	●	MDW 0670HX3	26.2	36.2	89.2	1.2	7.0	1
	5	●	0670HX5	47.2	57.2	110.2	1.2	7.0	1
	8	●	0670HX8	68.2	78.2	131.2	1.2	7.0	1
6.8	3	●	MDW 0680HX3	26.0	36.2	89.2	1.2	7.0	1
	5	●	0680HX5	47.0	57.2	110.2	1.2	7.0	1
	8	●	0680HX8	68.0	78.2	131.2	1.2	7.0	1
6.9	3	●	MDW 0690HX3	26.0	36.3	89.3	1.3	7.0	1
	5	●	0690HX5	47.0	57.3	110.3	1.3	7.0	1
	8	●	0690HX8	68.0	78.3	131.3	1.3	7.0	1
7.0	3	●	MDW 0700HX3	25.8	36.3	89.3	1.3	7.0	1
	5	●	0700HX5	46.8	57.3	110.3	1.3	7.0	1
	8	●	0700HX8	67.8	78.3	131.3	1.3	7.0	1
7.1	3	●	MDW 0710HX3	28.2	38.8	95.3	1.3	8.0	1
	5	●	0710HX5	50.7	61.3	119.3	1.3	8.0	1
	8		0710HX8	73.2	83.8	143.3	1.3	8.0	1
7.2	3	●	MDW 0720HX3	28.0	38.8	95.3	1.3	8.0	1
	5	●	0720HX5	50.5	61.3	119.3	1.3	8.0	1
	8		0720HX8	73.0	83.8	143.3	1.3	8.0	1
7.3	3	●	MDW 0730HX3	27.9	38.8	95.3	1.3	8.0	1
	5	●	0730HX5	50.4	61.3	119.3	1.3	8.0	1
	8		0730HX8	72.9	83.8	143.3	1.3	8.0	1
7.4	3	●	MDW 0740HX3	27.7	38.8	95.3	1.3	8.0	1
	5	●	0740HX5	50.2	61.3	119.3	1.3	8.0	1
	8		0740HX8	72.7	83.8	143.3	1.3	8.0	1
7.5	3	●	MDW 0750HX3	27.7	38.9	95.4	1.4	8.0	1
	5	●	0750HX5	50.2	61.4	119.4	1.4	8.0	1
	8	●	0750HX8	72.7	83.9	143.4	1.4	8.0	1
7.6	3	●	MDW 0760HX3	30.0	41.4	95.4	1.4	8.0	1
	5	●	0760HX5	54.0	65.4	119.4	1.4	8.0	1
	8		0760HX8	78.0	89.4	143.4	1.4	8.0	1
7.7	3	●	MDW 0770HX3	29.9	41.4	95.4	1.4	8.0	1
	5	●	0770HX5	53.9	65.4	119.4	1.4	8.0	1
	8		0770HX8	77.9	89.4	143.4	1.4	8.0	1
7.8	3	●	MDW 0780HX3	29.7	41.4	95.4	1.4	8.0	1
	5	●	0780HX5	53.7	65.4	119.4	1.4	8.0	1
	8		0780HX8	77.7	89.4	143.4	1.4	8.0	1
7.9	3	●	MDW 0790HX3	29.6	41.4	95.4	1.4	8.0	1
	5	●	0790HX5	53.6	65.4	119.4	1.4	8.0	1
	8		0790HX8	77.6	89.4	143.4	1.4	8.0	1
8.0	3	●	MDW 0800HX3	29.5	41.5	95.5	1.5	8.0	1
	5	●	0800HX5	53.5	65.5	119.5	1.5	8.0	1
	8	●	0800HX8	77.5	89.5	143.5	1.5	8.0	1
8.1	3	●	MDW 0810HX3	31.9	44.0	101.5	1.5	9.0	1
	5	●	0810HX5	57.4	69.5	128.5	1.5	9.0	1
	8		0810HX8	82.9	95.0	155.5	1.5	9.0	1
8.2	3	●	MDW 0820HX3	31.7	44.0	101.5	1.5	9.0	1
	5	●	0820HX5	57.2	69.5	128.5	1.5	9.0	1
	8		0820HX8	82.7	95.0	155.5	1.5	9.0	1
8.3	3	●	MDW 0830HX3	31.6	44.0	101.5	1.5	9.0	1
	5	●	0830HX5	57.1	69.5	128.5	1.5	9.0	1
	8		0830HX8	82.6	95.0	155.5	1.5	9.0	1

材质 ACX70

刀体 刃径ø8.4～10.1mm

尺寸(mm)

刃径 DC	孔深 (L/D)	库存	型号	有效长度 LU	沟槽长度 LCF	全长 OAL	前端 PL	柄径 DCON	Fig
8.4	3	●	MDW 0840HX3	31.4	44.0	101.5	1.5	9.0	1
	5	●	0840HX5	56.9	69.5	128.5	1.5	9.0	1
	8		0840HX8	82.4	95.0	155.5	1.5	9.0	1
8.5	3	●	MDW 0850HX3	31.3	44.0	101.5	1.5	9.0	1
	5	●	0850HX5	56.8	69.5	128.5	1.5	9.0	1
	8	●	0850HX8	82.3	95.0	155.5	1.5	9.0	1
8.6	3	●	MDW 0860HX3	33.7	46.6	101.6	1.6	9.0	1
	5	●	0860HX5	60.7	73.6	128.6	1.6	9.0	1
	8		0860HX8	87.7	100.6	155.6	1.6	9.0	1
8.7	3	●	MDW 0870HX3	33.6	46.6	101.6	1.6	9.0	1
	5	●	0870HX5	60.6	73.6	128.6	1.6	9.0	1
	8		0870HX8	87.6	100.6	155.6	1.6	9.0	1
8.8	3	●	MDW 0880HX3	33.4	46.6	101.6	1.6	9.0	1
	5	●	0880HX5	60.4	73.6	128.6	1.6	9.0	1
	8	●	0880HX8	87.4	100.6	155.6	1.6	9.0	1
8.9	3	●	MDW 0890HX3	33.3	46.6	101.6	1.6	9.0	1
	5	●	0890HX5	60.3	73.6	128.6	1.6	9.0	1
	8		0890HX8	87.3	100.6	155.6	1.6	9.0	1
9.0	3	●	MDW 0900HX3	33.1	46.6	101.6	1.6	9.0	1
	5	●	0900HX5	60.1	73.6	128.6	1.6	9.0	1
	8	●	0900HX8	87.1	100.6	155.6	1.6	9.0	1
9.1	3	●	MDW 0910HX3	35.6	49.2	107.7	1.7	10.0	1
	5	●	0910HX5	64.1	77.7	137.7	1.7	10.0	1
	8		0910HX8	92.6	106.2	167.7	1.7	10.0	1
9.2	3	●	MDW 0920HX3	35.4	49.2	107.7	1.7	10.0	1
	5	●	0920HX5	63.9	77.7	137.7	1.7	10.0	1
	8		0920HX8	92.4	106.2	167.7	1.7	10.0	1
9.3	3	●	MDW 0930HX3	35.3	49.2	107.7	1.7	10.0	1
	5	●	0930HX5	63.8	77.7	137.7	1.7	10.0	1
	8		0930HX8	92.3	106.2	167.7	1.7	10.0	1
9.4	3	●	MDW 0940HX3	35.1	49.2	107.7	1.7	10.0	1
	5	●	0940HX5	63.6	77.7	137.7	1.7	10.0	1
	8		0940HX8	92.1	106.2	167.7	1.7	10.0	1
9.5	3	●	MDW 0950HX3	35.0	49.2	107.7	1.7	10.0	1
	5	●	0950HX5	63.5	77.7	137.7	1.7	10.0	1
	8	●	0950HX8	92.0	106.2	167.7	1.7	10.0	1
9.6	3	●	MDW 0960HX3	37.3	51.7	107.7	1.7	10.0	1
	5	●	0960HX5	67.3	81.7	137.7	1.7	10.0	1
	8		0960HX8	97.3	111.7	167.7	1.7	10.0	1
9.7	3	●	MDW 0970HX3	37.3	51.8	107.8	1.8	10.0	1
	5	●	0970HX5	67.3	81.8	137.8	1.8	10.0	1
	8		0970HX8	97.3	111.8	167.8	1.8	10.0	1
9.8	3	●	MDW 0980HX3	37.1	51.8	107.8	1.8	10.0	1
	5	●	0980HX5	67.1	81.8	137.8	1.8	10.0	1
	8		0980HX8	97.1	111.8	167.8	1.8	10.0	1
9.9	3	●	MDW 0990HX3	37.0	51.8	107.8	1.8	10.0	1
	5	●	0990HX5	67.0	81.8	137.8	1.8	10.0	1
	8		0990HX8	97.0	111.8	167.8	1.8	10.0	1
10.0	3	●	MDW 1000HX3	36.8	51.8	107.8	1.8	10.0	1
	5	●	1000HX5	66.8	81.8	137.8	1.8	10.0	1
	8	●	1000HX8	96.8	111.8	167.8	1.8	10.0	1
10.1	3	●	MDW 1010HX3	39.2	54.3	117.8	1.8	11.0	1
	5	●	1010HX5	70.7	85.8	150.8	1.8	11.0	1
	8		1010HX8	102.2	117.3	183.8	1.8	11.0	1

材质 ACX70

HX型(内冷式)

铸铁 球墨铸铁

DEX 涂层 有油孔 3D 5D 8D

※h6、h8公差参照N36

Fig 1

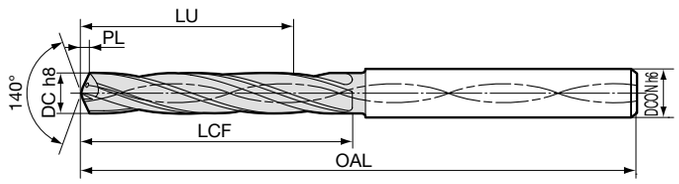

刀体 刃径ø10.2～11.9mm

尺寸(mm)

刃径 DC	孔深 (L/D)	库存	型号	有效长度 LU	沟槽长度 LCF	全长 OAL	前端 PL	柄径 DCON	Fig
10.2	3	●	MDW 1020HX3	39.1	54.4	117.9	1.9	11.0	1
	5	●	1020HX5	70.6	85.9	150.9	1.9	11.0	1
	8		1020HX8	102.1	117.4	183.9	1.9	11.0	1
10.3	3	●	MDW 1030HX3	39.0	54.4	117.9	1.9	11.0	1
	5	●	1030HX5	70.5	85.9	150.9	1.9	11.0	1
	8	●	1030HX8	102.0	117.4	183.9	1.9	11.0	1
10.4	3	●	MDW 1040HX3	38.8	54.4	117.9	1.9	11.0	1
	5	●	1040HX5	70.3	85.9	150.9	1.9	11.0	1
	8		1040HX8	101.8	117.4	183.9	1.9	11.0	1
10.5	3	●	MDW 1050HX3	38.7	54.4	117.9	1.9	11.0	1
	5	●	1050HX5	70.2	85.9	150.9	1.9	11.0	1
	8	●	1050HX8	101.7	117.4	183.9	1.9	11.0	1
10.6	3	●	MDW 1060HX3	41.0	56.9	117.9	1.9	11.0	1
	5	●	1060HX5	74.0	89.9	150.9	1.9	11.0	1
	8		1060HX8	107.0	122.9	183.9	1.9	11.0	1
10.7	3	●	MDW 1070HX3	40.9	56.9	117.9	1.9	11.0	1
	5	●	1070HX5	73.9	89.9	150.9	1.9	11.0	1
	8		1070HX8	106.9	122.9	183.9	1.9	11.0	1
10.8	3	●	MDW 1080HX3	40.8	57.0	118.0	2.0	11.0	1
	5	●	1080HX5	73.8	90.0	151.0	2.0	11.0	1
	8		1080HX8	106.8	123.0	184.0	2.0	11.0	1
10.9	3	●	MDW 1090HX3	40.7	57.0	118.0	2.0	11.0	1
	5	●	1090HX5	73.7	90.0	151.0	2.0	11.0	1
	8		1090HX8	106.7	123.0	184.0	2.0	11.0	1
11.0	3	●	MDW 1100HX3	40.5	57.0	118.0	2.0	11.0	1
	5	●	1100HX5	73.5	90.0	151.0	2.0	11.0	1
	8	●	1100HX8	106.5	123.0	184.0	2.0	11.0	1
11.1	3	●	MDW 1110HX3	42.9	59.5	124.0	2.0	12.0	1
	5	●	1110HX5	77.4	94.0	160.0	2.0	12.0	1
	8		1110HX8	111.9	128.5	196.0	2.0	12.0	1
11.2	3	●	MDW 1120HX3	42.7	59.5	124.0	2.0	12.0	1
	5	●	1120HX5	77.2	94.0	160.0	2.0	12.0	1
	8		1120HX8	111.7	128.5	196.0	2.0	12.0	1
11.3	3	●	MDW 1130HX3	42.7	59.6	124.1	2.1	12.0	1
	5	●	1130HX5	77.2	94.1	160.1	2.1	12.0	1
	8		1130HX8	111.7	128.6	196.1	2.1	12.0	1
11.4	3	●	MDW 1140HX3	42.5	59.6	124.1	2.1	12.0	1
	5	●	1140HX5	77.0	94.1	160.1	2.1	12.0	1
	8		1140HX8	111.5	128.6	196.1	2.1	12.0	1
11.5	3	●	MDW 1150HX3	42.4	59.6	124.1	2.1	12.0	1
	5	●	1150HX5	76.9	94.1	160.1	2.1	12.0	1
	8	●	1150HX8	111.4	128.6	196.1	2.1	12.0	1
11.6	3	●	MDW 1160HX3	44.7	62.1	124.1	2.1	12.0	1
	5	●	1160HX5	80.7	98.1	160.1	2.1	12.0	1
	8		1160HX8	116.7	134.1	196.1	2.1	12.0	1
11.7	3	●	MDW 1170HX3	44.6	62.1	124.1	2.1	12.0	1
	5	●	1170HX5	80.6	98.1	160.1	2.1	12.0	1
	8		1170HX8	116.6	134.1	196.1	2.1	12.0	1
11.8	3	●	MDW 1180HX3	44.4	62.1	124.1	2.1	12.0	1
	5	●	1180HX5	80.4	98.1	160.1	2.1	12.0	1
	8		1180HX8	116.4	134.1	196.1	2.1	12.0	1
11.9	3	●	MDW 1190HX3	44.4	62.2	124.2	2.2	12.0	1
	5	●	1190HX5	80.4	98.2	160.2	2.2	12.0	1
	8		1190HX8	116.4	134.2	196.2	2.2	12.0	1

材质 ACX70

刀体 刃径ø12.0～13.7mm

尺寸(mm)

刃径 DC	孔深 (L/D)	库存	型号	有效长度 LU	沟槽长度 LCF	全长 OAL	前端 PL	柄径 DCON	Fig
12.0	3	●	MDW 1200HX3	44.2	62.2	124.2	2.2	12.0	1
	5	●	1200HX5	80.2	98.2	160.2	2.2	12.0	1
	8	●	1200HX8	116.2	134.2	196.2	2.2	12.0	1
12.1	3		MDW 1210HX3	46.6	64.7	130.2	2.2	13.0	1
	5		1210HX5	84.1	102.2	169.2	2.2	13.0	1
	8		1210HX8	121.6	139.7	208.2	2.2	13.0	1
12.2	3		MDW 1220HX3	46.4	64.7	130.2	2.2	13.0	1
	5		1220HX5	83.9	102.2	169.2	2.2	13.0	1
	8		1220HX8	121.4	139.7	208.2	2.2	13.0	1
12.3	3		MDW 1230HX3	46.3	64.7	130.2	2.2	13.0	1
	5		1230HX5	83.8	102.2	169.2	2.2	13.0	1
	8		1230HX8	121.3	139.7	208.2	2.2	13.0	1
12.4	3		MDW 1240HX3	46.2	64.8	130.3	2.3	13.0	1
	5		1240HX5	83.7	102.3	169.3	2.3	13.0	1
	8		1240HX8	121.2	139.8	208.3	2.3	13.0	1
12.5	3	●	MDW 1250HX3	46.1	64.8	130.3	2.3	13.0	1
	5	●	1250HX5	83.6	102.3	169.3	2.3	13.0	1
	8	●	1250HX8	121.1	139.8	208.3	2.3	13.0	1
12.6	3		MDW 1260HX3	48.4	67.3	130.3	2.3	13.0	1
	5		1260HX5	87.4	106.3	169.3	2.3	13.0	1
	8		1260HX8	126.4	145.3	208.3	2.3	13.0	1
12.7	3		MDW 1270HX3	48.3	67.3	130.3	2.3	13.0	1
	5		1270HX5	87.3	106.3	169.3	2.3	13.0	1
	8		1270HX8	126.3	145.3	208.3	2.3	13.0	1
12.8	3		MDW 1280HX3	48.1	67.3	130.3	2.3	13.0	1
	5		1280HX5	87.1	106.3	169.3	2.3	13.0	1
	8		1280HX8	126.1	145.3	208.3	2.3	13.0	1
12.9	3		MDW 1290HX3	48.0	67.3	130.3	2.3	13.0	1
	5		1290HX5	87.0	106.3	169.3	2.3	13.0	1
	8		1290HX8	126.0	145.3	208.3	2.3	13.0	1
13.0	3	●	MDW 1300HX3	47.9	67.4	130.4	2.4	13.0	1
	5	●	1300HX5	86.9	106.4	169.4	2.4	13.0	1
	8	●	1300HX8	125.9	145.4	208.4	2.4	13.0	1
13.1	3		MDW 1310HX3	50.3	69.9	136.4	2.4	14.0	1
	5		1310HX5	90.8	110.4	178.4	2.4	14.0	1
	8		1310HX8	131.3	150.9	220.4	2.4	14.0	1
13.2	3		MDW 1320HX3	50.1	69.9	136.4	2.4	14.0	1
	5		1320HX5	90.6	110.4	178.4	2.4	14.0	1
	8		1320HX8	131.1	150.9	220.4	2.4	14.0	1
13.3	3		MDW 1330HX3	50.0	69.9	136.4	2.4	14.0	1
	5		1330HX5	90.5	110.4	178.4	2.4	14.0	1
	8		1330HX8	131.0	150.9	220.4	2.4	14.0	1
13.4	3		MDW 1340HX3	49.8	69.9	136.4	2.4	14.0	1
	5		1340HX5	90.3	110.4	178.4	2.4	14.0	1
	8		1340HX8	130.8	150.9	220.4	2.4	14.0	1
13.5	3	●	MDW 1350HX3	49.8	70.0	136.5	2.5	14.0	1
	5	●	1350HX5	90.3	110.5	178.5	2.5	14.0	1
	8	●	1350HX8	130.8	151.0	220.5	2.5	14.0	1
13.6	3		MDW 1360HX3	52.1	72.5	136.5	2.5	14.0	1
	5		1360HX5	94.1	114.5	178.5	2.5	14.0	1
	8		1360HX8	136.1	156.5	220.5	2.5	14.0	1
13.7	3		MDW 1370HX3	52.0	72.5	136.5	2.5	14.0	1
	5		1370HX5	94.0	114.5	178.5	2.5	14.0	1
	8		1370HX8	136.0	156.5	220.5	2.5	14.0	1

材质 ACX70

强力多用途钻头

HX型(内冷式)

铸铁 球墨铸铁

DEX 涂层 有油孔 3D 5D 8D

※h6、h8公差参照N36

Fig 1

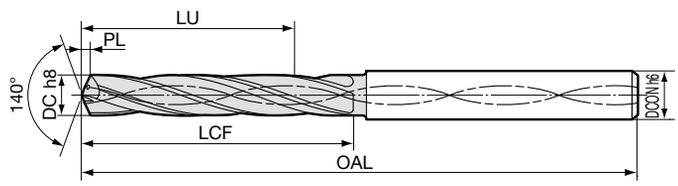

刀体 刃径ø13.8～15.5mm

尺寸(mm)

刃径 DC	孔深 (L/D)	库存	型号	有效长度 LU	沟槽长度 LCF	全长 OAL	前端 PL	柄径 DCON	Fig
13.8	3		MDW 1380HX3	51.8	72.5	136.5	2.5	14.0	1
	5		1380HX5	93.8	114.5	178.5	2.5	14.0	1
	8		1380HX8	135.8	156.5	220.5	2.5	14.0	1
13.9	3		MDW 1390HX3	51.7	72.5	136.5	2.5	14.0	1
	5		1390HX5	93.7	114.5	178.5	2.5	14.0	1
	8		1390HX8	135.7	156.5	220.5	2.5	14.0	1
14.0	3	●	MDW 1400HX3	51.5	72.5	136.5	2.5	14.0	1
	5	●	1400HX5	93.5	114.5	178.5	2.5	14.0	1
	8		1400HX8	135.5	156.5	220.5	2.5	14.0	1
14.1	3		MDW 1410HX3	54.0	75.1	142.6	2.6	15.0	1
	5		1410HX5	97.5	118.6	187.6	2.6	15.0	1
	8		1410HX8	141.0	162.1	232.6	2.6	15.0	1
14.2	3		MDW 1420HX3	53.8	75.1	142.6	2.6	15.0	1
	5		1420HX5	97.3	118.6	187.6	2.6	15.0	1
	8		1420HX8	140.8	162.1	232.6	2.6	15.0	1
14.3	3		MDW 1430HX3	53.7	75.1	142.6	2.6	15.0	1
	5		1430HX5	97.2	118.6	187.6	2.6	15.0	1
	8		1430HX8	140.7	162.1	232.6	2.6	15.0	1
14.4	3		MDW 1440HX3	53.5	75.1	142.6	2.6	15.0	1
	5		1440HX5	97.0	118.6	187.6	2.6	15.0	1
	8		1440HX8	140.5	162.1	232.6	2.6	15.0	1
14.5	3	●	MDW 1450HX3	53.4	75.1	142.6	2.6	15.0	1
	5	●	1450HX5	96.9	118.6	187.6	2.6	15.0	1
	8		1450HX8	140.4	162.1	232.6	2.6	15.0	1
14.6	3		MDW 1460HX3	55.8	77.7	142.7	2.7	15.0	1
	5		1460HX5	100.8	122.7	187.7	2.7	15.0	1
	8		1460HX8	145.8	167.7	232.7	2.7	15.0	1
14.7	3		MDW 1470HX3	55.7	77.7	142.7	2.7	15.0	1
	5		1470HX5	100.7	122.7	187.7	2.7	15.0	1
	8		1470HX8	145.7	167.7	232.7	2.7	15.0	1
14.8	3		MDW 1480HX3	55.5	77.7	142.7	2.7	15.0	1
	5		1480HX5	100.5	122.7	187.7	2.7	15.0	1
	8		1480HX8	145.5	167.7	232.7	2.7	15.0	1
14.9	3		MDW 1490HX3	55.4	77.7	142.7	2.7	15.0	1
	5		1490HX5	100.4	122.7	187.7	2.7	15.0	1
	8		1490HX8	145.4	167.7	232.7	2.7	15.0	1
15.0	3	●	MDW 1500HX3	55.2	77.7	142.7	2.7	15.0	1
	5	●	1500HX5	100.2	122.7	187.7	2.7	15.0	1
	8	●	1500HX8	145.2	167.7	232.7	2.7	15.0	1
15.1	3		MDW 1510HX3	57.6	80.2	148.7	2.7	16.0	1
	5		1510HX5	104.1	126.7	196.7	2.7	16.0	1
	8		1510HX8	150.6	173.2	244.7	2.7	16.0	1
15.2	3		MDW 1520HX3	57.5	80.3	148.8	2.8	16.0	1
	5		1520HX5	104.0	126.8	196.8	2.8	16.0	1
	8		1520HX8	150.5	173.3	244.8	2.8	16.0	1
15.3	3		MDW 1530HX3	57.4	80.3	148.8	2.8	16.0	1
	5		1530HX5	103.9	126.8	196.8	2.8	16.0	1
	8		1530HX8	150.4	173.3	244.8	2.8	16.0	1
15.4	3		MDW 1540HX3	57.2	80.3	148.8	2.8	16.0	1
	5		1540HX5	103.7	126.8	196.8	2.8	16.0	1
	8		1540HX8	150.2	173.3	244.8	2.8	16.0	1
15.5	3	●	MDW 1550HX3	57.1	80.3	148.8	2.8	16.0	1
	5	●	1550HX5	103.6	126.8	196.8	2.8	16.0	1
	8		1550HX8	150.1	173.3	244.8	2.8	16.0	1

材质 ACX70

刀体 刃径ø15.6～17.3mm

尺寸(mm)

刃径 DC	孔深 (L/D)	库存	型号	有效长度 LU	沟槽长度 LCF	全长 OAL	前端 PL	柄径 DCON	Fig
15.6	3		MDW 1560HX3	59.4	82.8	148.8	2.8	16.0	1
	5		1560HX5	107.4	130.8	196.8	2.8	16.0	1
	8		1560HX8	155.4	178.8	244.8	2.8	16.0	1
15.7	3		MDW 1570HX3	59.4	82.9	148.9	2.9	16.0	1
	5		1570HX5	107.4	130.9	196.9	2.9	16.0	1
	8		1570HX8	155.4	178.9	244.9	2.9	16.0	1
15.8	3		MDW 1580HX3	59.2	82.9	148.9	2.9	16.0	1
	5		1580HX5	107.2	130.9	196.9	2.9	16.0	1
	8		1580HX8	155.2	178.9	244.9	2.9	16.0	1
15.9	3		MDW 1590HX3	59.1	82.9	148.9	2.9	16.0	1
	5		1590HX5	107.1	130.9	196.9	2.9	16.0	1
	8		1590HX8	155.1	178.9	244.9	2.9	16.0	1
16.0	3	●	MDW 1600HX3	58.9	82.9	148.9	2.9	16.0	1
	5	●	1600HX5	106.9	130.9	196.9	2.9	16.0	1
	8		1600HX8	154.9	178.9	244.9	2.9	16.0	1
16.1	3		MDW 1610HX3	61.3	85.4	154.9	2.9	17.0	1
	5		1610HX5	110.8	134.9	205.9	2.9	17.0	1
	8		1610HX8	160.3	184.4	256.9	2.9	17.0	1
16.2	3		MDW 1620HX3	61.1	85.4	154.9	2.9	17.0	1
	5		1620HX5	110.6	134.9	205.9	2.9	17.0	1
	8		1620HX8	160.1	184.4	256.9	2.9	17.0	1
16.3	3		MDW 1630HX3	61.1	85.5	155.0	3.0	17.0	1
	5		1630HX5	110.6	135.0	206.0	3.0	17.0	1
	8		1630HX8	160.1	184.5	257.0	3.0	17.0	1
16.4	3		MDW 1640HX3	60.9	85.5	155.0	3.0	17.0	1
	5		1640HX5	110.4	135.0	206.0	3.0	17.0	1
	8		1640HX8	159.9	184.5	257.0	3.0	17.0	1
16.5	3	●	MDW 1650HX3	60.8	85.5	155.0	3.0	17.0	1
	5	●	1650HX5	110.3	135.0	206.0	3.0	17.0	1
	8		1650HX8	159.8	184.5	257.0	3.0	17.0	1
16.6	3		MDW 1660HX3	63.1	88.0	155.0	3.0	17.0	1
	5		1660HX5	114.1	139.0	206.0	3.0	17.0	1
	8		1660HX8	165.1	190.0	257.0	3.0	17.0	1
16.7	3		MDW 1670HX3	63.0	88.0	155.0	3.0	17.0	1
	5		1670HX5	114.0	139.0	206.0	3.0	17.0	1
	8		1670HX8	165.0	190.0	257.0	3.0	17.0	1
16.8	3		MDW 1680HX3	62.9	88.1	155.1	3.1	17.0	1
	5		1680HX5	113.9	139.1	206.1	3.1	17.0	1
	8		1680HX8	164.9	190.1	257.1	3.1	17.0	1
16.9	3		MDW 1690HX3	62.8	88.1	155.1	3.1	17.0	1
	5		1690HX5	113.8	139.1	206.1	3.1	17.0	1
	8		1690HX8	164.8	190.1	257.1	3.1	17.0	1
17.0	3	●	MDW 1700HX3	62.6	88.1	155.1	3.1	17.0	1
	5	●	1700HX5	113.6	139.1	206.1	3.1	17.0	1
	8		1700HX8	164.6	190.1	257.1	3.1	17.0	1
17.1	3	●	MDW 1710HX3	65.0	90.6	161.1	3.1	18.0	1
	5	●	1710HX5	117.5	143.1	217.1	3.1	18.0	1
	8	●	1710HX8	170.0	195.6	269.1	3.1	18.0	1
17.2	3		MDW 1720HX3	64.8	90.6	161.1	3.1	18.0	1
	5		1720HX5	117.3	143.1	217.1	3.1	18.0	1
	8		1720HX8	169.8	195.6	269.1	3.1	18.0	1
17.3	3		MDW 1730HX3	64.7	90.6	161.1	3.1	18.0	1
	5		1730HX5	117.2	143.1	217.1	3.1	18.0	1
	8		1730HX8	169.7	195.6	269.1	3.1	18.0	1

材质 ACX70

HX型(内冷式)

铸铁 球墨铸铁

DEX 涂层 | 有油孔 | 3D 5D 8D

※h6、h8公差参照N36

Fig 1

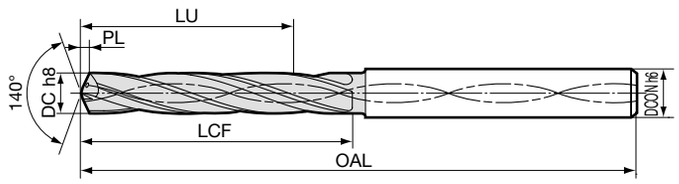

刀体　刃径ø17.4～18.3mm

尺寸(mm)

刃径 DC	孔深 (L/D)	库存	型　号	有效长度 LU	沟槽长度 LCF	全长 OAL	前端 PL	柄径 DCON	Fig
17.4	3		MDW 1740HX3	64.6	90.7	161.2	3.2	18.0	1
	5		1740HX5	117.1	143.2	217.2	3.2	18.0	1
	8		1740HX8	169.6	195.7	269.2	3.2	18.0	1
17.5	3	●	MDW 1750HX3	64.5	90.7	161.2	3.2	18.0	1
	5	●	1750HX5	117.0	143.2	217.2	3.2	18.0	1
	8		1750HX8	169.5	195.7	269.2	3.2	18.0	1
17.6	3		MDW 1760HX3	66.8	93.2	161.2	3.2	18.0	1
	5		1760HX5	120.8	147.2	217.2	3.2	18.0	1
	8		1760HX8	174.8	201.2	269.2	3.2	18.0	1
17.7	3		MDW 1770HX3	66.7	93.2	161.2	3.2	18.0	1
	5		1770HX5	120.7	147.2	217.2	3.2	18.0	1
	8		1770HX8	174.7	201.2	269.2	3.2	18.0	1
17.8	3		MDW 1780HX3	66.5	93.2	161.2	3.2	18.0	1
	5		1780HX5	120.5	147.2	217.2	3.2	18.0	1
	8		1780HX8	174.5	201.2	269.2	3.2	18.0	1
17.9	3		MDW 1790HX3	66.5	93.3	161.3	3.3	18.0	1
	5		1790HX5	120.5	147.3	217.3	3.3	18.0	1
	8		1790HX8	174.5	201.3	269.3	3.3	18.0	1
18.0	3	●	MDW 1800HX3	66.3	93.3	161.3	3.3	18.0	1
	5	●	1800HX5	120.3	147.3	217.3	3.3	18.0	1
	8		1800HX8	174.3	201.3	269.3	3.3	18.0	1
18.1	3		MDW 1810HX3	68.7	95.8	167.3	3.3	19.0	1
	5		1810HX5	124.2	151.3	224.3	3.3	19.0	1
18.2	3		MDW 1820HX3	68.5	95.8	167.3	3.3	19.0	1
	5		1820HX5	124.0	151.3	224.3	3.3	19.0	1
18.3	3		MDW 1830HX3	68.4	95.8	167.3	3.3	19.0	1
	5		1830HX5	123.9	151.3	224.3	3.3	19.0	1

材质 ACX70

刀体　刃径ø18.4～20.0mm

尺寸(mm)

刃径 DC	孔深 (L/D)	库存	型　号	有效长度 LU	沟槽长度 LCF	全长 OAL	前端 PL	柄径 DCON	Fig
18.4	3		MDW 1840HX3	68.2	95.8	167.3	3.3	19.0	1
	5		1840HX5	123.7	151.3	224.3	3.3	19.0	1
18.5	3	●	MDW 1850HX3	68.2	95.9	167.4	3.4	19.0	1
	5	●	1850HX5	123.7	151.4	224.4	3.4	19.0	1
18.6	3		MDW 1860HX3	70.5	98.4	167.4	3.4	19.0	1
	5		1860HX5	127.5	155.4	224.4	3.4	19.0	1
18.7	3		MDW 1870HX3	70.4	98.4	167.4	3.4	19.0	1
	5		1870HX5	127.4	155.4	224.4	3.4	19.0	1
18.8	3		MDW 1880HX3	70.2	98.4	167.4	3.4	19.0	1
	5		1880HX5	127.2	155.4	224.4	3.4	19.0	1
18.9	3		MDW 1890HX3	70.1	98.4	167.4	3.4	19.0	1
	5		1890HX5	127.1	155.4	224.4	3.4	19.0	1
19.0	3	●	MDW 1900HX3	70.0	98.5	167.5	3.5	19.0	1
	5	●	1900HX5	127.0	155.5	224.5	3.5	19.0	1
19.1	3		MDW 1910HX3	72.4	101.0	173.5	3.5	20.0	1
	5		1910HX5	130.9	159.5	233.5	3.5	20.0	1
19.2	3		MDW 1920HX3	72.2	101.0	173.5	3.5	20.0	1
	5		1920HX5	130.7	159.5	233.5	3.5	20.0	1
19.3	3		MDW 1930HX3	72.1	101.0	173.5	3.5	20.0	1
	5		1930HX5	130.6	159.5	233.5	3.5	20.0	1
19.4	3		MDW 1940HX3	71.9	101.0	173.5	3.5	20.0	1
	5		1940HX5	130.4	159.5	233.5	3.5	20.0	1
19.5	3	●	MDW 1950HX3	71.8	101.0	173.5	3.5	20.0	1
	5	●	1950HX5	130.3	159.5	233.5	3.5	20.0	1
19.6	3		MDW 1960HX3	74.2	103.6	173.6	3.6	20.0	1
	5		1960HX5	134.2	163.6	233.6	3.6	20.0	1
19.7	3		MDW 1970HX3	74.1	103.6	173.6	3.6	20.0	1
	5		1970HX5	134.1	163.6	233.6	3.6	20.0	1
19.8	3		MDW 1980HX3	73.9	103.6	173.6	3.6	20.0	1
	5		1980HX5	133.9	163.6	233.6	3.6	20.0	1
19.9	3		MDW 1990HX3	73.8	103.6	173.6	3.6	20.0	1
	5		1990HX5	133.8	163.6	233.6	3.6	20.0	1
20.0	3	●	MDW 2000HX3	73.6	103.6	173.6	3.6	20.0	1
	5	●	2000HX5	133.6	163.6	233.6	3.6	20.0	1

材质 ACX70

强力多用途钻头

HX型(内冷式)

铸铁 球墨铸铁

DEX 涂层 有油孔 3D 5D 8D

※h6、h8公差参照N36

Fig 1

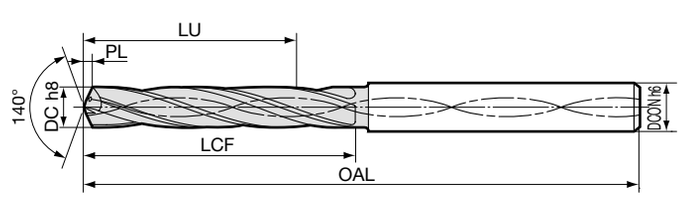

推荐切削条件

(n：转速min^{-1} vc：切削速度 m/min f：进给量 mm/rev)

刃径DC (mm)	切削条件	灰口铸铁 FC250	球墨铸铁 FCD450
ø3.0	n	7,400	5,300
	vc	50 - **70** - 90	40 - **50** - 80
	f	0.10 - **0.20** - 0.30	0.12 - **0.18** - 0.24
ø5.0	n	4,500	3,800
	vc	50 - **70** - 90	40 - **50** - 80
	f	0.15 - **0.25** - 0.35	0.15 - **0.22** - 0.30
ø10.0	n	2,500	1,900
	vc	60 - **80** - 100	50 - **60** - 90
	f	0.20 - **0.35** - 0.50	0.20 - **0.30** - 0.40
ø20.0	n	1,600	1,000
	vc	70 - **100** - 120	60 - **80** - 100
	f	0.25 - **0.50** - 0.70	0.25 - **0.45** - 0.60

下限值- **推荐值**- 上限值

HY型

■ 概要

“强力多用途钻头HY型”是为了实现钢和铸铁加工的稳定高效化，减小了每个刀刃的负载，可实现长寿命的3刃钻头。



■ 特长、用途

●可高效加工钢和铸铁

厚芯和采用3刃带设计，高效加工时可实现稳定的孔径精度。
此外采用“RY横刃修薄”，减小了切削阻力，可实现高效加工。
钢适用于vf=800mm/min以上的切削条件，铸铁适用于vf=1,000mm/min以上的切削条件。(ø10mm尺寸)

●长寿命

采用纳米涂层技术的钻头专用涂层“DEX涂层”，实现了以往涂层2倍以上的长寿命。
3刃带设计的高导向性能，实现了振动抑制和稳定长寿化。

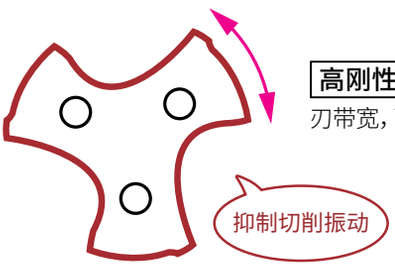

高刚性
刃带宽，可保持高刚性

排屑性能
切屑处理＋切屑排出量大幅提高

排屑性能提高

■ 系列构成

供油方法	型号	刃径范围 (mm)	孔深(L/D)	内 容
内冷	MDW□□□□HY3	ø5.0～ø16.0	～3	23型号库存
	MDW□□□□HY5		～5	23型号库存
	MDW□□□□HY8		～8	6型号库存

●一般钢、灰口铸铁加工

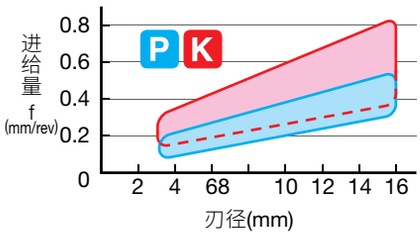

■ 使用实例

机械部品(SCM420)
・使用刀具：MDW 1250HY3(ø12.5mm 3D)
・切削条件：以往产品：vc=90m/min, f =0.25mm/rev, vf=573mm/min
HY型：vc=70m/min, f =0.40mm/rev, vf=713mm/min
H=12mm(通孔)　内冷式(水溶性)

达成了以往钻头1.25倍的高效加工和2.7倍的长寿命！

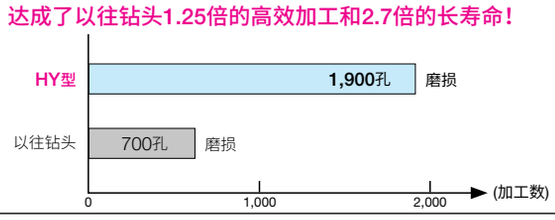

机械部品(FCD450)
・使用刀具：MDW 1020HY3(ø10.2mm 3D)
・切削条件：以往产品：vc=70m/min, f =0.28mm/rev, vf=610mm/min
HY型：vc=80m/min, f =0.60mm/rev, vf=1,500mm/min
H=28mm(盲孔)　内冷式(水溶性)

达成了以往钻头2.5倍的高效加工和+1.4倍的长寿命！(其他公司高效钻头寿命的1.2倍)

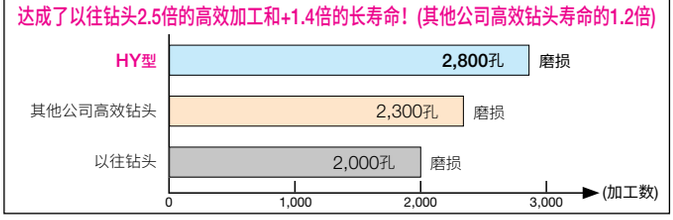

强力多用途钻头

HY型(内冷式)

碳素钢、合金钢 ~0.28% | 碳素钢、合金钢 0.29%~ | 铸铁 | 球墨铸铁

DEX 涂层 | 有油孔 | 3D 5D 8D

※h6、h8公差参照N36

Fig 1

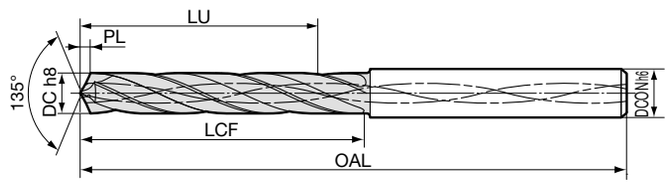

刀体　刃径ø5.0～9.5mm

尺寸(mm)

刃径 DC	孔深 (L/D)	库存	型　号	有效长度 LU	沟槽长度 LCF	全长 OAL	前端 PL	柄径 DCON	Fig
5.0	3	●	**MDW 0500HY3**	21.0	28.5	81.0	1.0	5.0	1
	5	●	**0500HY5**	37.5	45.0	99.0	1.0	5.0	1
	8	●	**0500HY8**	48.5	56.0	106.0	1.0	5.0	1
5.1	3	●	**MDW 0510HY3**	21.0	28.6	83.1	1.1	6.0	1
	5	●	**0510HY5**	37.5	45.1	101.1	1.1	6.0	1
	8		**0510HY8**	54.0	61.6	119.1	1.1	6.0	1
6.0	3	●	**MDW 0600HY3**	22.2	31.2	83.2	1.2	6.0	1
	5	●	**0600HY5**	40.2	49.2	101.2	1.2	6.0	1
	8	●	**0600HY8**	58.2	67.2	119.2	1.2	6.0	1
6.5	3	●	**MDW 0650HY3**	24.1	33.8	89.3	1.3	7.0	1
	5	●	**0650HY5**	43.6	53.3	110.3	1.3	7.0	1
	8		**0650HY8**	63.1	72.8	131.3	1.3	7.0	1
6.8	3	●	**MDW 0680HY3**	26.2	36.4	89.4	1.4	7.0	1
	5	●	**0680HY5**	47.2	57.4	110.4	1.4	7.0	1
	8	●	**0680HY8**	68.2	78.4	131.4	1.4	7.0	1
7.0	3	●	**MDW 0700HY3**	25.9	36.4	89.4	1.4	7.0	1
	5	●	**0700HY5**	46.9	57.4	110.4	1.4	7.0	1
	8		**0700HY8**	67.9	78.4	131.4	1.4	7.0	1
8.0	3	●	**MDW 0800HY3**	29.7	41.7	95.7	1.7	8.0	1
	5	●	**0800HY5**	53.7	65.7	119.7	1.7	8.0	1
	8		**0800HY8**	77.7	89.7	143.7	1.7	8.0	1
8.5	3	●	**MDW 0850HY3**	31.6	44.3	101.8	1.8	9.0	1
	5	●	**0850HY5**	57.1	69.8	128.8	1.8	9.0	1
	8	●	**0850HY8**	82.6	95.3	155.8	1.8	9.0	1
8.6	3	●	**MDW 0860HY3**	33.9	46.8	101.8	1.8	9.0	1
	5	●	**0860HY5**	60.9	73.8	128.8	1.8	9.0	1
	8		**0860HY8**	87.9	100.8	155.8	1.8	9.0	1
8.8	3	●	**MDW 0880HY3**	33.6	46.8	101.8	1.8	9.0	1
	5	●	**0880HY5**	60.6	73.8	128.8	1.8	9.0	1
	8		**0880HY8**	87.6	100.8	155.8	1.8	9.0	1
9.0	3	●	**MDW 0900HY3**	33.4	46.9	101.9	1.9	9.0	1
	5	●	**0900HY5**	60.4	73.9	128.9	1.9	9.0	1
	8		**0900HY8**	87.4	100.9	155.9	1.9	9.0	1
9.5	3	●	**MDW 0950HY3**	35.3	49.5	108.0	2.0	10.0	1
	5	●	**0950HY5**	63.8	78.0	138.0	2.0	10.0	1
	8		**0950HY8**	92.3	106.5	168.0	2.0	10.0	1

材质 ACX70

刀体　刃径ø10.0～16.0mm

尺寸(mm)

刃径 DC	孔深 (L/D)	库存	型　号	有效长度 LU	沟槽长度 LCF	全长 OAL	前端 PL	柄径 DCON	Fig
10.0	3	●	**MDW 1000HY3**	37.1	52.1	108.1	2.1	10.0	1
	5	●	**1000HY5**	67.1	82.1	138.1	2.1	10.0	1
	8		**1000HY8**	97.1	112.1	168.1	2.1	10.0	1
10.2	3	●	**MDW 1020HY3**	39.3	54.6	118.1	2.1	11.0	1
	5	●	**1020HY5**	70.8	86.1	151.1	2.1	11.0	1
	8		**1020HY8**	102.3	117.6	184.1	2.1	11.0	1
10.3	3	●	**MDW 1030HY3**	39.2	54.6	118.1	2.1	11.0	1
	5	●	**1030HY5**	70.7	86.1	151.1	2.1	11.0	1
	8	●	**1030HY8**	102.2	117.6	184.1	2.1	11.0	1
11.0	3	●	**MDW 1100HY3**	40.8	57.3	118.3	2.3	11.0	1
	5	●	**1100HY5**	73.8	90.3	151.3	2.3	11.0	1
	8		**1100HY8**	106.8	123.3	184.3	2.3	11.0	1
11.4	3	●	**MDW 1140HY3**	42.8	59.9	124.4	2.4	12.0	1
	5	●	**1140HY5**	77.3	94.4	160.4	2.4	12.0	1
	8		**1140HY8**	111.8	128.9	196.4	2.4	12.0	1
11.5	3	●	**MDW 1150HY3**	42.7	59.9	124.4	2.4	12.0	1
	5	●	**1150HY5**	77.2	94.4	160.4	2.4	12.0	1
	8		**1150HY8**	111.7	128.9	196.4	2.4	12.0	1
12.0	3	●	**MDW 1200HY3**	44.5	62.5	124.5	2.5	12.0	1
	5	●	**1200HY5**	80.5	98.5	160.5	2.5	12.0	1
	8		**1200HY8**	116.5	134.5	196.5	2.5	12.0	1
12.5	3	●	**MDW 1250HY3**	46.4	65.1	130.6	2.6	13.0	1
	5	●	**1250HY5**	83.9	102.6	169.6	2.6	13.0	1
	8	●	**1250HY8**	121.4	140.1	208.6	2.6	13.0	1
13.0	3	●	**MDW 1300HY3**	48.2	67.7	130.7	2.7	13.0	1
	5	●	**1300HY5**	87.2	106.7	169.7	2.7	13.0	1
	8		**1300HY8**	126.2	145.7	208.7	2.7	13.0	1
14.0	3	●	**MDW 1400HY3**	51.9	72.9	136.9	2.9	14.0	1
	5	●	**1400HY5**	93.9	114.9	178.9	2.9	14.0	1
	8		**1400HY8**	135.9	156.9	220.9	2.9	14.0	1
16.0	3	●	**MDW 1600HY3**	59.3	83.3	149.3	3.3	16.0	1
	5	●	**1600HY5**	107.3	131.3	197.3	3.3	16.0	1
	8		**1600HY8**	155.3	179.3	245.3	3.3	16.0	1

材质 ACX70

推荐切削条件

(n：转速min^{-1}　vc：切削速度 m/min　f：进给量 mm/rev)

刃径DC (mm)	切削条件	软钢/一般钢 (～300HB)	灰口铸铁 FC250	球墨铸铁 FCD450
ø5.0	n	2,600	1,900	1,900
	vc	50 - **80** - 120	50 - **70** - 90	40 - **50** - 80
	f	0.15 - **0.20** - 0.25	0.20 - **0.30** - 0.45	0.18 - **0.24** - 0.30
ø10.0	n	2,600	1,900	1,900
	vc	70 - **100** - 150	60 - **80** - 100	50 - **60** - 90
	f	0.20 - **0.30** - 0.40	0.30 - **0.45** - 0.60	0.30 - **0.40** - 0.50
ø16.0	n	2,000	1,600	1,200
	vc	80 - **120** - 160	70 - **100** - 120	60 - **80** - 100
	f	0.35 - **0.45** - 0.55	0.40 - **0.60** - 0.80	0.40 - **0.55** - 0.70

下限值- **推荐值**- 上限值

D型(外冷式/标准型)

高硬度钢 ~45 HRC | 高硬度钢 46HRC~ | 钛合金

ZX 涂层 | 3D

※h8公差参照N36

Fig 1 (ø1.9以下)

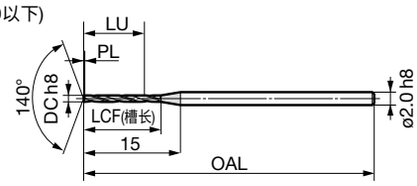

Fig 2 (ø2.0以上)

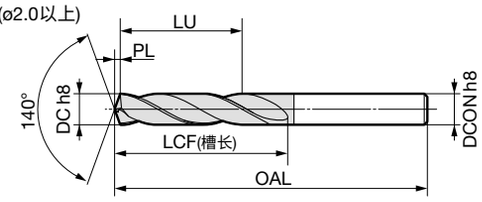

刀体　刃径ø1.0～6.5mm

尺寸(mm)

刃径 DC	孔深 (L/D)	库存	型　号	有效长度 LU	沟槽长度 LCF	全长 OAL	前端 PL	柄径 DCON	Fig
1.0	3		MDS 010MD	10.7	12.2	45.2	0.2	2.0	1
1.1			011MD	11.6	13.2	45.2	0.2	2.0	1
1.2			012MD	12.4	14.2	45.2	0.2	2.0	1
1.3			013MD	12.3	14.2	45.2	0.2	2.0	1
1.4	3		MDS 014MD	13.2	15.3	45.3	0.3	2.0	1
1.5			015MD	13.1	15.3	45.3	0.3	2.0	1
1.6			016MD	12.9	15.3	45.3	0.3	2.0	1
1.7			017MD	12.8	15.3	45.3	0.3	2.0	1
1.8			018MD	12.6	15.3	45.3	0.3	2.0	1
1.9			019MD	12.5	15.3	45.3	0.3	2.0	1
2.0	3		MDS 020MD	12.4	15.4	45.4	0.4	2.0	2
2.1			021MD	12.3	15.4	45.4	0.4	2.1	2
2.2			022MD	13.1	16.4	46.4	0.4	2.2	2
2.3			023MD	13.0	16.4	46.4	0.4	2.3	2
2.4			024MD	13.8	17.4	47.4	0.4	2.4	2
2.5	3		MDS 025MD	13.8	17.5	47.5	0.5	2.5	2
2.6			026MD	13.6	17.5	47.5	0.5	2.6	2
2.7			027MD	15.5	19.5	49.5	0.5	2.7	2
2.8			028MD	15.3	19.5	49.5	0.5	2.8	2
2.9			029MD	15.2	19.5	49.5	0.5	2.9	2
3.0			030MD	15.0	19.5	49.5	0.5	3.0	2
3.1	3		MDS 031MD	17.0	21.6	52.6	0.6	3.1	2
3.2			032MD	16.8	21.6	52.6	0.6	3.2	2
3.3			033MD	16.7	21.6	52.6	0.6	3.3	2
3.4			034MD	19.5	24.6	56.6	0.6	3.4	2
3.5			035MD	19.4	24.6	56.6	0.6	3.5	2
3.6	3		MDS 036MD	19.3	24.7	56.7	0.7	3.6	2
3.7			037MD	19.2	24.7	56.7	0.7	3.7	2
3.8			038MD	22.0	27.7	60.7	0.7	3.8	2
3.9			039MD	21.9	27.7	60.7	0.7	3.9	2
4.0			040MD	21.7	27.7	60.7	0.7	4.0	2
4.1			041MD	21.6	27.7	60.7	0.7	4.1	2
4.2	3		MDS 042MD	21.5	27.8	60.8	0.8	4.2	2
4.3			043MD	25.4	31.8	65.8	0.8	4.3	2
4.4			044MD	25.2	31.8	65.8	0.8	4.4	2
4.5			045MD	25.1	31.8	65.8	0.8	4.5	2
4.6			046MD	24.9	31.8	65.8	0.8	4.6	2
4.7	3		MDS 047MD	24.9	31.9	65.9	0.9	4.7	2
4.8			048MD	26.7	33.9	69.9	0.9	4.8	2
4.9			049MD	26.6	33.9	69.9	0.9	4.9	2
5.0			050MD	31.4	38.9	76.9	0.9	5.0	2
5.1			051MD	31.3	38.9	76.9	0.9	5.1	2
5.2			052MD	31.1	38.9	76.9	0.9	5.2	2
5.3	3		MDS 053MD	31.1	39.0	77.0	1.0	5.3	2
5.4			054MD	30.9	39.0	77.0	1.0	5.4	2
5.5			055MD	30.8	39.0	77.0	1.0	5.5	2
5.6			056MD	33.6	42.0	82.0	1.0	5.6	2
5.7			057MD	33.5	42.0	82.0	1.0	5.7	2
5.8	3		MDS 058MD	33.4	42.1	82.1	1.1	5.8	2
5.9			059MD	33.3	42.1	82.1	1.1	5.9	2
6.0			060MD	33.1	42.1	82.1	1.1	6.0	2
6.1			061MD	33.0	42.1	82.1	1.1	6.1	2
6.2			062MD	32.8	42.1	82.1	1.1	6.2	2
6.3			063MD	32.7	42.1	82.1	1.1	6.3	2
6.4	3		MDS 064MD	32.6	42.2	82.2	1.2	6.4	2
6.5			065MD	32.5	42.2	82.2	1.2	6.5	2

材质 ACZ51S

刀体　刃径ø6.6～12.1mm

尺寸(mm)

刃径 DC	孔深 (L/D)	库存	型　号	有效长度 LU	沟槽长度 LCF	全长 OAL	前端 PL	柄径 DCON	Fig
6.6	3		MDS 066MD	34.3	44.2	84.2	1.2	6.6	2
6.7			067MD	34.2	44.2	84.2	1.2	6.7	2
6.8			068MD	34.0	44.2	84.2	1.2	6.8	2
6.9	3		MDS 069MD	34.0	44.3	84.3	1.3	6.9	2
7.0			070MD	33.8	44.3	84.3	1.3	7.0	2
7.1			071MD	35.7	46.3	88.3	1.3	7.1	2
7.2			072MD	35.5	46.3	88.3	1.3	7.2	2
7.3			073MD	35.4	46.3	88.3	1.3	7.3	2
7.4			074MD	35.2	46.3	88.3	1.3	7.4	2
7.5	3		MDS 075MD	35.2	46.4	88.4	1.4	7.5	2
7.6			076MD	38.0	49.4	91.4	1.4	7.6	2
7.7			077MD	37.9	49.4	91.4	1.4	7.7	2
7.8			078MD	37.7	49.4	91.4	1.4	7.8	2
7.9			079MD	37.6	49.4	91.4	1.4	7.9	2
8.0	3		MDS 080MD	37.5	49.5	91.5	1.5	8.0	2
8.1			081MD	42.4	54.5	97.5	1.5	8.1	2
8.2			082MD	42.2	54.5	97.5	1.5	8.2	2
8.3			083MD	42.1	54.5	97.5	1.5	8.3	2
8.4			084MD	41.9	54.5	97.5	1.5	8.4	2
8.5			085MD	41.8	54.5	97.5	1.5	8.5	2
8.6	3		MDS 086MD	43.7	56.6	99.6	1.6	8.6	2
8.7			087MD	43.6	56.6	99.6	1.6	8.7	2
8.8			088MD	43.4	56.6	99.6	1.6	8.8	2
8.9			089MD	43.3	56.6	99.6	1.6	8.9	2
9.0			090MD	43.1	56.6	99.6	1.6	9.0	2
9.1	3		MDS 091MD	46.1	59.7	103.7	1.7	9.1	2
9.2			092MD	45.9	59.7	103.7	1.7	9.2	2
9.3			093MD	45.8	59.7	103.7	1.7	9.3	2
9.4			094MD	45.6	59.7	103.7	1.7	9.4	2
9.5			095MD	45.5	59.7	103.7	1.7	9.5	2
9.6			096MD	47.3	61.7	106.7	1.7	9.6	2
9.7	3		MDS 097MD	47.3	61.8	106.8	1.8	9.7	2
9.8			098MD	47.1	61.8	106.8	1.8	9.8	2
9.9			099MD	47.0	61.8	106.8	1.8	9.9	2
10.0			100MD	46.8	61.8	106.8	1.8	10.0	2
10.1			101MD	52.7	67.8	113.8	1.8	10.1	2
10.2	3		MDS 102MD	52.6	67.9	113.9	1.9	10.2	2
10.3			103MD	52.5	67.9	113.9	1.9	10.3	2
10.4			104MD	52.3	67.9	113.9	1.9	10.4	2
10.5			105MD	52.2	67.9	113.9	1.9	10.5	2
10.6			106MD	54.0	69.9	115.9	1.9	10.6	2
10.7			107MD	53.9	69.9	115.9	1.9	10.7	2
10.8	3		MDS 108MD	53.8	70.0	116.0	2.0	10.8	2
10.9			109MD	53.7	70.0	116.0	2.0	10.9	2
11.0			110MD	53.5	70.0	116.0	2.0	11.0	2
11.1			111MD	56.4	73.0	120.0	2.0	11.1	2
11.2			112MD	56.2	73.0	120.0	2.0	11.2	2
11.3	3		MDS 113MD	56.2	73.1	120.1	2.1	11.3	2
11.4			114MD	56.0	73.1	120.1	2.1	11.4	2
11.5			115MD	55.9	73.1	120.1	2.1	11.5	2
11.6			116MD	57.7	75.1	123.1	2.1	11.6	2
11.7			117MD	57.6	75.1	123.1	2.1	11.7	2
11.8			118MD	57.4	75.1	123.1	2.1	11.8	2
11.9	3		MDS 119MD	57.4	75.2	123.2	2.2	11.9	2
12.0			120MD	57.2	75.2	123.2	2.2	12.0	2
12.1			121MD	60.1	78.2	137.2	2.2	12.1	2

材质 ACZ51S

D型(外冷式/标准型)

高硬度钢 ~45 HRC | 高硬度钢 46HRC~ | 钛合金

ZX 涂层 | 3D

※h8公差参照N36

Fig 2 (ø2.0以上)

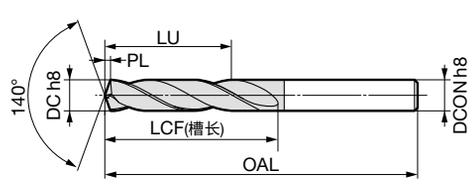

刀体　刃径ø12.2～16.1mm

尺寸(mm)

刃径 DC	孔深 (L/D)	库存	型　号	有效长度 LU	沟槽长度 LCF	全长 OAL	前端 PL	柄径 DCON	Fig
12.2	3		**MDS 122MD**	59.9	78.2	137.2	2.2	12.2	2
12.3			**123MD**	59.8	78.2	137.2	2.2	12.3	2
12.4	3		**MDS 124MD**	59.7	78.3	137.3	2.3	12.4	2
12.5			**125MD**	59.6	78.3	137.3	2.3	12.5	2
12.6			**126MD**	61.4	80.3	139.3	2.3	12.6	2
12.7			**127MD**	61.3	80.3	139.3	2.3	12.7	2
12.8			**128MD**	61.1	80.3	139.3	2.3	12.8	2
12.9			**129MD**	61.0	80.3	139.3	2.3	12.9	2
13.0	3		**MDS 130MD**	60.9	80.4	139.4	2.4	13.0	2
13.1			**131MD**	66.8	86.4	146.4	2.4	13.1	2
13.2			**132MD**	66.6	86.4	146.4	2.4	13.2	2
13.3			**133MD**	66.5	86.4	146.4	2.4	13.3	2
13.4			**134MD**	66.3	86.4	146.4	2.4	13.4	2
13.5	3		**MDS 135MD**	66.3	86.5	146.5	2.5	13.5	2
13.6			**136MD**	68.1	88.5	149.5	2.5	13.6	2
13.7			**137MD**	68.0	88.5	149.5	2.5	13.7	2
13.8			**138MD**	67.8	88.5	149.5	2.5	13.8	2
13.9			**139MD**	67.7	88.5	149.5	2.5	13.9	2
14.0			**140MD**	67.5	88.5	149.5	2.5	14.0	2
14.1	3		**MDS 141MD**	70.5	91.6	153.6	2.6	14.1	2
14.2			**142MD**	70.3	91.6	153.6	2.6	14.2	2
14.3			**143MD**	70.2	91.6	153.6	2.6	14.3	2
14.4			**144MD**	70.0	91.6	153.6	2.6	14.4	2
14.5			**145MD**	69.9	91.6	153.6	2.6	14.5	2
14.6	3		**MDS 146MD**	71.8	93.7	155.7	2.7	14.6	2
14.7			**147MD**	71.7	93.7	155.7	2.7	14.7	2
14.8			**148MD**	71.5	93.7	155.7	2.7	14.8	2
14.9			**149MD**	71.4	93.7	155.7	2.7	14.9	2
15.0			**150MD**	71.2	93.7	155.7	2.7	15.0	2
15.1			**151MD**	74.1	96.7	159.7	2.7	15.1	2
15.2	3		**MDS 152MD**	74.0	96.8	159.8	2.8	15.2	2
15.3			**153MD**	73.9	96.8	159.8	2.8	15.3	2
15.4			**154MD**	73.7	96.8	159.8	2.8	15.4	2
15.5			**155MD**	73.6	96.8	159.8	2.8	15.5	2
15.6			**156MD**	75.4	98.8	162.8	2.8	15.6	2
15.7	3		**MDS 157MD**	75.4	98.9	162.9	2.9	15.7	2
15.8			**158MD**	75.2	98.9	162.9	2.9	15.8	2
15.9			**159MD**	75.1	98.9	162.9	2.9	15.9	2
16.0			**160MD**	74.9	98.9	162.9	2.9	16.0	2
16.1			**161MD**	80.8	104.9	169.9	2.9	16.1	2

材质 ACZ51S

刀体　刃径ø16.2～20.0mm

尺寸(mm)

刃径 DC	孔深 (L/D)	库存	型　号	有效长度 LU	沟槽长度 LCF	全长 OAL	前端 PL	柄径 DCON	Fig
16.2	3		**MDS 162MD**	80.6	104.9	169.9	2.9	16.2	2
16.3	3		**MDS 163MD**	80.6	105.0	170.0	3.0	16.3	2
16.4			**164MD**	80.4	105.0	170.0	3.0	16.4	2
16.5			**165MD**	80.3	105.0	170.0	3.0	16.5	2
16.6			**166MD**	80.1	105.0	170.0	3.0	16.6	2
16.7			**167MD**	80.0	105.0	170.0	3.0	16.7	2
16.8	3		**MDS 168MD**	79.9	105.1	170.1	3.1	16.8	2
16.9			**169MD**	79.8	105.1	170.1	3.1	16.9	2
17.0			**170MD**	79.6	105.1	170.1	3.1	17.0	2
17.1			**171MD**	79.5	105.1	170.1	3.1	17.1	2
17.2			**172MD**	79.3	105.1	170.1	3.1	17.2	2
17.3			**173MD**	79.2	105.1	170.1	3.1	17.3	2
17.4	3		**MDS 174MD**	79.1	105.2	170.2	3.2	17.4	2
17.5			**175MD**	79.0	105.2	170.2	3.2	17.5	2
17.6			**176MD**	78.8	105.2	170.2	3.2	17.6	2
17.7			**177MD**	78.7	105.2	170.2	3.2	17.7	2
17.8			**178MD**	78.5	105.2	170.2	3.2	17.8	2
17.9	3		**MDS 179MD**	78.5	105.3	170.3	3.3	17.9	2
18.0			**180MD**	78.3	105.3	170.3	3.3	18.0	2
18.1			**181MD**	90.2	117.3	182.3	3.3	18.1	2
18.2			**182MD**	90.0	117.3	182.3	3.3	18.2	2
18.3			**183MD**	89.9	117.3	182.3	3.3	18.3	2
18.4			**184MD**	89.7	117.3	182.3	3.3	18.4	2
18.5	3		**MDS 185MD**	89.7	117.4	182.4	3.4	18.5	2
18.6			**186MD**	89.5	117.4	182.4	3.4	18.6	2
18.7			**187MD**	89.4	117.4	182.4	3.4	18.7	2
18.8			**188MD**	89.2	117.4	182.4	3.4	18.8	2
18.9			**189MD**	89.1	117.4	182.4	3.4	18.9	2
19.0	3		**MDS 190MD**	89.0	117.5	182.5	3.5	19.0	2
19.1			**191MD**	88.9	117.5	182.5	3.5	19.1	2
19.2			**192MD**	88.7	117.5	182.5	3.5	19.2	2
19.3			**193MD**	88.6	117.5	182.5	3.5	19.3	2
19.4			**194MD**	88.4	117.5	182.5	3.5	19.4	2
19.5			**195MD**	88.3	117.5	182.5	3.5	19.5	2
19.6	3		**MDS 196MD**	88.2	117.6	182.6	3.6	19.6	2
19.7			**197MD**	88.1	117.6	182.6	3.6	19.7	2
19.8			**198MD**	87.9	117.6	182.6	3.6	19.8	2
19.9			**199MD**	87.8	117.6	182.6	3.6	19.9	2
20.0			**200MD**	87.6	117.6	182.6	3.6	20.0	2

材质 ACZ51S

推荐切削条件(D型)

(n：转速min⁻¹　vc：切削速度 m/min　f：进给量 mm/rev)

刃径DC (mm)	切削条件	高硬度材 (～45HRC)	高硬度材 (～60HRC)	钛合金 6Al-4V-Ti
ø3.0	n	3,200	1,600	3,200
	vc	20 - **30** - 40	10 - **15** - 20	5 - **10** - 25
	f	0.06 - **0.07** - 0.08	0.05 - **0.06** - 0.08	0.05 - **0.06** - 0.08
ø5.0	n	2,400	1,200	2,400
	vc	20 - **30** - 40	10 - **15** - 20	5 - **10** - 25
	f	0.08 - **0.09** - 0.10	0.05 - **0.06** - 0.08	0.05 - **0.06** - 0.08
ø10.0	n	1,000	500	950
	vc	20 - **30** - 40	10 - **15** - 20	10 - **15** - 30
	f	0.10 - **0.12** - 0.15	0.06 - **0.08** - 0.10	0.07 - **0.09** - 0.10
ø16.0	n	600	300	600
	vc	20 - **30** - 40	10 - **15** - 20	10 - **15** - 30
	f	0.10 - **0.13** - 0.15	0.08 - **0.10** - 0.12	0.07 - **0.09** - 0.10
ø20.0	n	500	250	500
	vc	20 - **30** - 40	10 - **15** - 20	10 - **15** - 30
	f	0.10 - **0.13** - 0.15	0.08 - **0.10** - 0.12	0.07 - **0.09** - 0.10

下限值- **推荐值**- 上限值

SGS型

■ 概要

耐热合金用钻头SGS型采用锋利的切刃形状，以此抑制加工时的发热(减小切削阻力)，从而实现稳定的长寿命。

■ 特长、用途

●稳定长寿命

- 通过最佳刃型与专用材质的组合，大幅减小磨损。
- 通过采用微小倒圆(刃尖处理)与独创的横刃修薄形状，减小切削阻力。抑制切刃崩损。
- 最适用于加工Ni基耐热合金(镍铬铁合金、瓦斯帕洛伊合金、哈斯特洛依合金)。

■ 系列构成

型号	刃径范围 (mm)	孔深(L/D)
MDW□□□□SGS3	ø3.0～12.0	～3

■ 性能

切削阻力(轴向力)比较

低阻力【减小对切刃的负载】

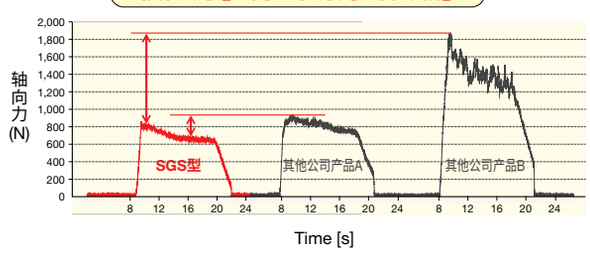

刀具直径：ø6.0
被 削 材：Inconel718
切削条件：vc=10m/min, f=0.08mm/rev, H=8mm(通孔)
外冷式

寿命比较

长寿命【无折损、崩损】

刀具	SGS型	其他公司产品A	其他公司产品B
加工数	可持续加工50孔	30孔崩损	5孔折损
照片			

刀具直径：ø6.0
被 削 材：Inconel718
切削条件：vc=10m/min, f=0.08mm/rev, H=16mm(盲孔)
外冷式

■ 使用实例

加工30孔后刀尖损伤比较

大幅减少后刀面磨损

SGS型



以往产品



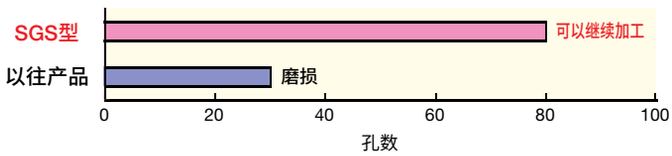

刀　　具：MDW 0600SGS3
被 削 材：Inconel718 (航空零部件)
切削条件：vc=10m/min, f=0.06mm/rev, H=3mm(通孔)
外冷式

耐热合金用钻头

SGS型(外冷式)

不锈钢 钛合金 耐热钢

PVD 涂层 3D

※h6、h8公差参照N36

Fig 1

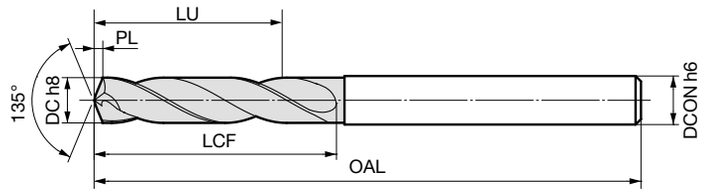

刀体　刃径ø3.0～12.0mm

尺寸(mm)

刃径 DC	孔深 (L/D)	库存	型　号	有效长度 LU	沟槽长度 LCF	全长 OAL	前端 PL	柄径 DCON	Fig
3.0	3	●	**MDW 0300SGS3**	13.6	18.1	49.6	0.6	3.0	1
3.5	3	●	**MDW 0350SGS3**	15.5	20.7	60.7	0.7	4.0	1
4.0	3	●	**0400SGS3**	17.3	23.3	60.8	0.8	4.0	1
4.5	3	●	**MDW 0450SGS3**	19.2	25.9	76.9	0.9	5.0	1
5.0	3	●	**0500SGS3**	21.0	28.5	77.0	1.0	5.0	1
5.5	3	●	**MDW 0550SGS3**	20.4	28.6	82.1	1.1	6.0	1
6.0	3	●	**0600SGS3**	22.2	31.2	82.2	1.2	6.0	1
6.5	3	●	**MDW 0650SGS3**	24.1	33.8	84.3	1.3	7.0	1
7.0	3	●	**0700SGS3**	25.9	36.4	84.4	1.4	7.0	1
7.5	3	●	**MDW 0750SGS3**	27.9	39.1	91.6	1.6	8.0	1
8.0	3	●	**0800SGS3**	29.7	41.7	91.7	1.7	8.0	1
8.5	3	●	**MDW 0850SGS3**	31.6	44.3	99.8	1.8	9.0	1
9.0	3	●	**0900SGS3**	33.4	46.9	99.9	1.9	9.0	1
9.5	3	●	**MDW 0950SGS3**	35.3	49.5	107.0	2.0	10.0	1
10.0	3	●	**1000SGS3**	37.1	52.1	107.1	2.1	10.0	1
10.5	3	●	**MDW 1050SGS3**	39.0	54.7	116.2	2.2	11.0	1
11.0	3	●	**1100SGS3**	40.8	57.3	116.3	2.3	11.0	1
11.5	3	●	**MDW 1150SGS3**	42.7	59.9	123.4	2.4	12.0	1
12.0	3	●	**1200SGS3**	44.5	62.5	123.5	2.5	12.0	1

材质 ACW52S

推荐切削条件

(n：转速min^{-1}　vc：切削速度 m/min　f：进给量 mm/rev)

刃径DC (mm)	切削条件	钛合金 Ti	耐热合金 Inconel
ø6.0	n	1,100	800
	vc	10 - **20** - 30	10 - **15** - 30
	f	0.05 - **0.08** - 0.10	0.05 - **0.08** - 0.10
ø10.0	n	600	500
	vc	10 - **20** - 30	10 - **15** - 30
	f	0.07 - **0.10** - 0.12	0.07 - **0.10** - 0.12
ø12.0	n	500	500
	vc	10 - **20** - 30	15 - **20** - 30
	f	0.07 - **0.10** - 0.12	0.07 - **0.10** - 0.12

下限值- **推荐值**- 上限值

XHGS型/PHT型

■ 概要

“超级多用途钻头XHGS型”可进一步提高深孔加工效率，因此是具有高钻头强度和可稳定排出切屑的新一代超深孔加工用钻头。

■ 特长

●深孔加工

- 采用深孔加工时切屑处理性更稳定的排屑槽形状J型沟槽
- 可以vf=1,000mm/min以上的高效率加工刃径20倍的深孔(刃径ø5　相当于S48C)
- 采用特殊横刃修薄形状(RX横刃修薄)，减小了高效加工时的切削阻力

●长寿命

- 采用专用涂层“DEX涂层”，对多种被削材实现了长寿命
- 提高了切屑排出性，从而可减小主轴负载变动，实现稳定长寿命

●环境保护

- 适用于MQL(Minimal Quantity Lubrication：最小量润滑)
- 适用于双液喷雾(同时排放油、水)

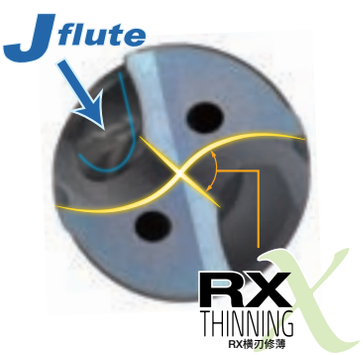

■ 系列构成

用 途	型号	刃径范围(mm)	孔深(L/D)	内 容
深孔用	MDW□□□□XHGS10	ø2.1～16.0	～10	76型号库存
	MDW□□□□XHGS12	ø2.5～16.0	～12	28型号库存
	MDW□□□□XHGS15	ø2.1～16.0	～15	76型号库存
	MDW□□□□XHGS20	ø2.1～14.0	～20	72型号库存
	MDW□□□□XHGS25	ø2.1～12.0	～25	68型号库存
	MDW□□□□XHGS30	ø2.1～10.0	～30	64型号库存
导孔用	MDW□□□□PHT	ø2.1～16.0	～2	76型号库存

■ 使用实例

●汽车零件(S38C同等材料)

使用刀具：ø5.0×115mm(PHT型)、ø5.0×170mm(XHGS型)
设　　备：卧式1轴NC
供　　油：MQL供油(原气压 0.5MPa　排放量 约4cc/h)
切削条件：vc=80m/min, f=0.28mm/rev, H=85mm/孔(3孔/台)
寿　　命：500台(113m)

●汽车零件(S43C同等材料)

使用刀具：ø6.0×170mm(PHT型)、ø6.0×230mm(XHGS型)
设　　备：卧式1轴NC
供　　油：MQL供油(原气压 0.5MPa　排放量 约40cc/h)
切削条件：vc=80m/min, f=0.18mm/rev, H=110mm/孔(4孔/台)
寿　　命：150根(113m)

●汽车零件(FCD700同等材料)

使用刀具：ø5.0×105mm(PHT型)、ø5.0×155mm(XHGS型)
设　　备：卧式1轴NC
供　　油：MQL供油(原气压 0.4MPa　排放量 约4cc/h)
切削条件：vc=50m/min, f=0.18mm/rev, H=60mm/孔(5孔/台)
寿　　命：400台(120m)

●机械部品(S45C同等材料)

使用刀具：ø6.0×90mm(PHT型)、ø6.0×145mm(XHGS型)
设　　备：卧式1轴NC
供　　油：MQL供油(原气压 0.5MPa　排放量 约60cc/h)
切削条件：vc=80m/min, f=0.20mm/rev, H=62mm/孔(3孔/台)
寿　　命：550台(104m)

■ 推荐加工方法

①使用导孔专用PHT型进行导孔加工

●导孔加工用钻头PHT型请使用与深孔加工用钻头XHGS型相同的公称直径。
(导向刃径比加长钻头刃径大＋0.02mm～＋0.05mm)

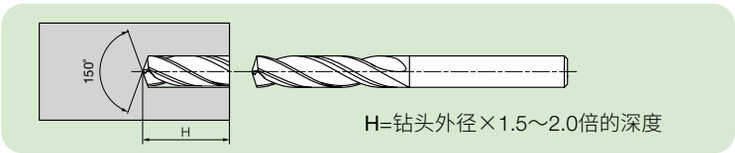

②以低转速将深孔钻头XHGS型插入导孔

●转速：500min^{-1}
●进给速度：1,000～2,000mm/min

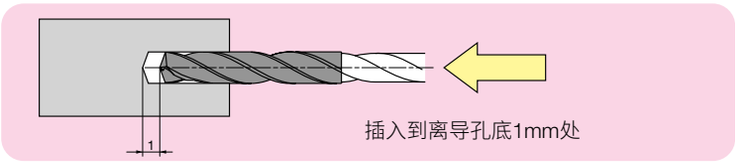

＊以设定切削速度插入导孔时，可能会因钻头外周跳动而造成钻头肩部损伤。

③将转速提高至设定切削速度，然后进行切削进给

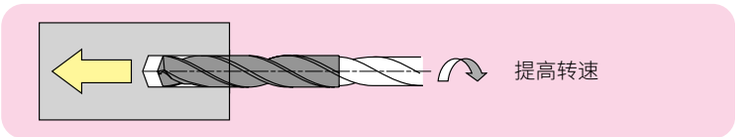

＊使用NC机时在达到设定转速前可能会发出切削进给指示，因此在指示切削进给前建议加入停留指示。

④加工后降低转速，将钻头从被削材中拔出

●转速：500min^{-1}进给速度：1,000～2,000mm/min

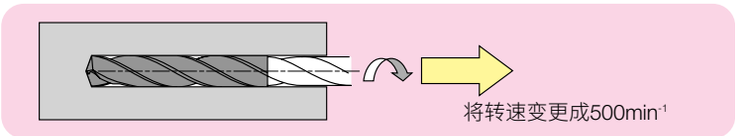

＊以高速旋转将钻头从被削材上拔出时，钻头跳动可能会导致折损，因此存在危险。

⑤其它注意事项

●入口侧非平面(倾斜面、圆柱面等)时，需事先进行平面加工。

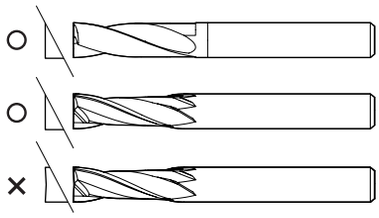

使用立铣刀或平底多用途钻头MDF型(J26页)进行锪孔加工

不可使用凹形状的立铣刀

●出口侧非平面时，为了抑制钻头崩损和出口侧毛刺，在贯穿前请将进给速度下降至f＝0.05mm/rev进行加工。

■ 关于切削油

①内冷式

●请使用相当于JIS A1类 1号(乳化液)的油剂。
●泵的原压力 钢：1.5～2.0MPa(高压下冷却效果更强，但会影响切屑和磨损)
铸铁、铝合金：4.0～6.0MPa(重视冷却性)

②内部MQL

●气压　　：0.5MPa以上
●排放量　　：建议设定使用装置的最大排放量。
＊用于铝合金时请咨询制造商。

③内部双液喷雾

●气压　　：0.5MPa以上
●排放量　　：建议以使用装置的最佳值进行加工。

XHGS型/PHT型(内冷式)

碳素钢、合金钢 ~0.28% | 碳素钢、合金钢 0.29%~ | 调质钢 | 高硬度钢 ~45 HRC | 不锈钢 | 铸铁 | 球墨铸铁

DEX 涂层 | 有油孔 | 10D | 12D | 15D | 20D | 25D | 30D | Pilot 3D

※h6、h8、e8公差参照N36

Fig 1 (PHT型)

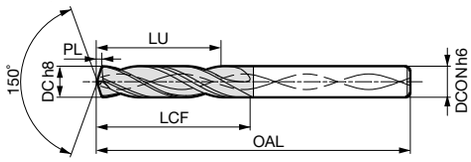

Fig 2 (XHGS型)

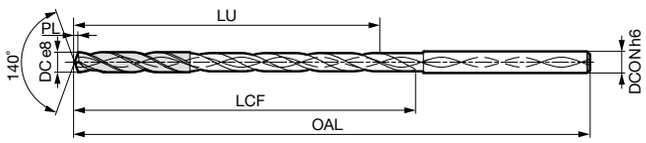

刀体　刃径ø2.1～2.8mm

尺寸(mm)

刃径 DC	孔深 (L/D)	库存	型　号	有效长度 LU	沟槽长度 LCF	全长 OAL	前端 PL	柄径 DCON	Fig
2.1	3	●	MDW 0210PHT	12.2	15.3	68.3	0.3	3.0	1
	10	●	0210XHGS10	35.3	38.4	88.4	0.4	3.0	2
	15	●	0210XHGS15	45.3	48.4	98.4	0.4	3.0	2
	20	●	0210XHGS20	58.3	61.4	111.4	0.4	3.0	2
	25	●	0210XHGS25	70.3	73.4	123.4	0.4	3.0	2
	30	●	0210XHGS30	83.3	86.4	136.4	0.4	3.0	2
2.2	3	●	MDW 0220PHT	12.0	15.3	68.3	0.3	3.0	1
	10	●	0220XHGS10	35.1	38.4	88.4	0.4	3.0	2
	15	●	0220XHGS15	45.1	48.4	98.4	0.4	3.0	2
	20	●	0220XHGS20	58.1	61.4	111.4	0.4	3.0	2
	25	●	0220XHGS25	70.1	73.4	123.4	0.4	3.0	2
	30	●	0220XHGS30	83.1	86.4	136.4	0.4	3.0	2
2.3	3	●	MDW 0230PHT	11.9	15.3	68.3	0.3	3.0	1
	10	●	0230XHGS10	35.0	38.4	88.4	0.4	3.0	2
	15	●	0230XHGS15	45.0	48.4	98.4	0.4	3.0	2
	20	●	0230XHGS20	58.0	61.4	111.4	0.4	3.0	2
	25	●	0230XHGS25	70.0	73.4	123.4	0.4	3.0	2
	30	●	0230XHGS30	83.0	86.4	136.4	0.4	3.0	2
2.4	3	●	MDW 0240PHT	11.7	15.3	68.3	0.3	3.0	1
	10	●	0240XHGS10	34.8	38.4	88.4	0.4	3.0	2
	15	●	0240XHGS15	44.8	48.4	98.4	0.4	3.0	2
	20	●	0240XHGS20	57.8	61.4	111.4	0.4	3.0	2
	25	●	0240XHGS25	69.8	73.4	123.4	0.4	3.0	2
	30	●	0240XHGS30	82.8	86.4	136.4	0.4	3.0	2
2.5	3	●	MDW 0250PHT	11.6	15.3	68.3	0.3	3.0	1
	10	●	0250XHGS10	34.8	38.5	88.5	0.5	3.0	2
	12	●	0250XHGS12	37.8	41.5	91.5	0.5	3.0	2
	15	●	0250XHGS15	44.8	48.5	98.5	0.5	3.0	2
	20	●	0250XHGS20	57.8	61.5	111.5	0.5	3.0	2
	25	●	0250XHGS25	69.8	73.5	123.5	0.5	3.0	2
	30	●	0250XHGS30	82.8	86.5	136.5	0.5	3.0	2
2.6	3	●	MDW 0260PHT	13.9	17.8	68.3	0.3	3.0	1
	10	●	0260XHGS10	41.6	45.5	93.5	0.5	3.0	2
	12		0260XHGS12	47.6	51.5	99.5	0.5	3.0	2
	15	●	0260XHGS15	56.6	60.5	108.5	0.5	3.0	2
	20	●	0260XHGS20	71.6	75.5	123.5	0.5	3.0	2
	25	●	0260XHGS25	86.6	90.5	138.5	0.5	3.0	2
	30	●	0260XHGS30	101.6	105.5	153.5	0.5	3.0	2
2.7	3	●	MDW 0270PHT	13.9	17.9	68.4	0.4	3.0	1
	10	●	0270XHGS10	41.5	45.5	93.5	0.5	3.0	2
	12		0270XHGS12	47.5	51.5	99.5	0.5	3.0	2
	15	●	0270XHGS15	56.5	60.5	108.5	0.5	3.0	2
	20	●	0270XHGS20	71.5	75.5	123.5	0.5	3.0	2
	25	●	0270XHGS25	86.5	90.5	138.5	0.5	3.0	2
	30	●	0270XHGS30	101.5	105.5	153.5	0.5	3.0	2
2.8	3	●	MDW 0280PHT	13.7	17.9	68.4	0.4	3.0	1
	10	●	0280XHGS10	41.3	45.5	93.5	0.5	3.0	2
	12		0280XHGS12	47.3	51.5	99.5	0.5	3.0	2
	15	●	0280XHGS15	56.3	60.5	108.5	0.5	3.0	2
	20	●	0280XHGS20	71.3	75.5	123.5	0.5	3.0	2
	25	●	0280XHGS25	86.3	90.5	138.5	0.5	3.0	2
	30	●	0280XHGS30	101.3	105.5	153.5	0.5	3.0	2

型号末尾PHT:导孔用
材质 XHGS型 ACX70 / PHT型 ACX20

刀体　刃径ø2.9～3.6mm

尺寸(mm)

刃径 DC	孔深 (L/D)	库存	型　号	有效长度 LU	沟槽长度 LCF	全长 OAL	前端 PL	柄径 DCON	Fig
2.9	3	●	MDW 0290PHT	13.6	17.9	68.4	0.4	3.0	1
	10	●	0290XHGS10	41.2	45.5	93.5	0.5	3.0	2
	12		0290XHGS12	47.2	51.5	99.5	0.5	3.0	2
	15	●	0290XHGS15	56.2	60.5	108.5	0.5	3.0	2
	20	●	0290XHGS20	71.2	75.5	123.5	0.5	3.0	2
	25	●	0290XHGS25	86.2	90.5	138.5	0.5	3.0	2
	30	●	0290XHGS30	101.2	105.5	153.5	0.5	3.0	2
3.0	3	●	MDW 0300PHT	13.4	17.9	68.4	0.4	3.0	1
	10	●	0300XHGS10	41.0	45.5	93.5	0.5	3.0	2
	12	●	0300XHGS12	47.0	51.5	99.5	0.5	3.0	2
	15	●	0300XHGS15	56.0	60.5	108.5	0.5	3.0	2
	20	●	0300XHGS20	71.0	75.5	123.5	0.5	3.0	2
	25	●	0300XHGS25	86.0	90.5	138.5	0.5	3.0	2
	30	●	0300XHGS30	101.0	105.5	153.5	0.5	3.0	2
3.1	3	●	MDW 0310PHT	15.8	20.4	72.4	0.4	4.0	1
	10	●	0310XHGS10	49.0	53.6	103.6	0.6	4.0	2
	12		0310XHGS12	54.0	58.6	108.6	0.6	4.0	2
	15	●	0310XHGS15	64.0	68.6	118.6	0.6	4.0	2
	20	●	0310XHGS20	82.0	86.6	136.6	0.6	4.0	2
	25	●	0310XHGS25	99.0	103.6	153.6	0.6	4.0	2
	30	●	0310XHGS30	117.0	121.6	171.6	0.6	4.0	2
3.2	3	●	MDW 0320PHT	15.6	20.4	72.4	0.4	4.0	1
	10	●	0320XHGS10	48.8	53.6	103.6	0.6	4.0	2
	12		0320XHGS12	53.8	58.6	108.6	0.6	4.0	2
	15	●	0320XHGS15	63.8	68.6	118.6	0.6	4.0	2
	20	●	0320XHGS20	81.8	86.6	136.6	0.6	4.0	2
	25	●	0320XHGS25	98.8	103.6	153.6	0.6	4.0	2
	30	●	0320XHGS30	116.8	121.6	171.6	0.6	4.0	2
3.3	3	●	MDW 0330PHT	15.5	20.4	72.4	0.4	4.0	1
	10	●	0330XHGS10	48.7	53.6	103.6	0.6	4.0	2
	12		0330XHGS12	53.7	58.6	108.6	0.6	4.0	2
	15	●	0330XHGS15	63.7	68.6	118.6	0.6	4.0	2
	20	●	0330XHGS20	81.7	86.6	136.6	0.6	4.0	2
	25	●	0330XHGS25	98.7	103.6	153.6	0.6	4.0	2
	30	●	0330XHGS30	116.7	121.6	171.6	0.6	4.0	2
3.4	3	●	MDW 0340PHT	15.4	20.5	72.5	0.5	4.0	1
	10	●	0340XHGS10	48.5	53.6	103.6	0.6	4.0	2
	12		0340XHGS12	53.5	58.6	108.6	0.6	4.0	2
	15	●	0340XHGS15	63.5	68.6	118.6	0.6	4.0	2
	20	●	0340XHGS20	81.5	86.6	136.6	0.6	4.0	2
	25	●	0340XHGS25	98.5	103.6	153.6	0.6	4.0	2
	30	●	0340XHGS30	116.5	121.6	171.6	0.6	4.0	2
3.5	3	●	MDW 0350PHT	15.3	20.5	72.5	0.5	4.0	1
	10	●	0350XHGS10	48.4	53.6	103.6	0.6	4.0	2
	12	●	0350XHGS12	53.4	58.6	108.6	0.6	4.0	2
	15	●	0350XHGS15	63.4	68.6	118.6	0.6	4.0	2
	20	●	0350XHGS20	81.4	86.6	136.6	0.6	4.0	2
	25	●	0350XHGS25	98.4	103.6	153.6	0.6	4.0	2
	30	●	0350XHGS30	116.4	121.6	171.6	0.6	4.0	2
3.6	3	●	MDW 0360PHT	17.6	23.0	72.5	0.5	4.0	1
	10	●	0360XHGS10	55.3	60.7	108.7	0.7	4.0	2
	12		0360XHGS12	63.3	68.7	116.7	0.7	4.0	2
	15	●	0360XHGS15	75.3	80.7	128.7	0.7	4.0	2
	20	●	0360XHGS20	95.3	100.7	148.7	0.7	4.0	2
	25	●	0360XHGS25	115.3	120.7	168.7	0.7	4.0	2
	30	●	0360XHGS30	135.3	140.7	188.7	0.7	4.0	2

型号末尾PHT:导孔用
材质 XHGS型 ACX70 / PHT型 ACX20

XHGS型/PHT型(内冷式)

碳素钢,合金钢~0.28% | 碳素钢,合金钢0.29%~ | 调质钢 | 高硬度钢~45 HRC | 不锈钢 | 铸铁 | 球墨铸铁

DEX 涂层 | 有油孔 | 10D | 12D | 15D | 20D | 25D | 30D | Pilot 3D

※h6、h8、e8公差参照N36

Fig 1 (PHT型)

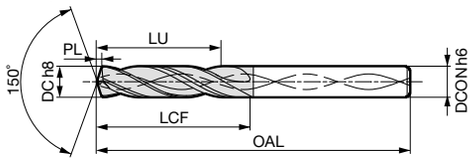

Fig 2 (XHGS型)

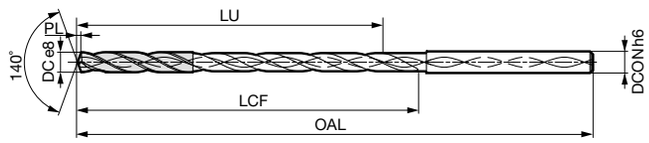

刀体　刃径ø3.7～4.4mm

尺寸(mm)

刃径 DC	孔深 (L/D)	库存	型　号	有效长度 LU	沟槽长度 LCF	全长 OAL	前端 PL	柄径 DCON	Fig
3.7	3	●	MDW 0370PHT	17.5	23.0	72.5	0.5	4.0	1
	10	●	0370XHGS10	55.2	60.7	108.7	0.7	4.0	2
	12		0370XHGS12	63.2	68.7	116.7	0.7	4.0	2
	15	●	0370XHGS15	75.2	80.7	128.7	0.7	4.0	2
	20	●	0370XHGS20	95.2	100.7	148.7	0.7	4.0	2
	25	●	0370XHGS25	115.2	120.7	168.7	0.7	4.0	2
	30	●	0370XHGS30	135.2	140.7	188.7	0.7	4.0	2
3.8	3	●	MDW 0380PHT	17.3	23.0	72.5	0.5	4.0	1
	10	●	0380XHGS10	55.0	60.7	108.7	0.7	4.0	2
	12		0380XHGS12	63.0	68.7	116.7	0.7	4.0	2
	15	●	0380XHGS15	75.0	80.7	128.7	0.7	4.0	2
	20	●	0380XHGS20	95.0	100.7	148.7	0.7	4.0	2
	25	●	0380XHGS25	115.0	120.7	168.7	0.7	4.0	2
	30	●	0380XHGS30	135.0	140.7	188.7	0.7	4.0	2
3.9	3	●	MDW 0390PHT	17.2	23.0	72.5	0.5	4.0	1
	10	●	0390XHGS10	54.9	60.7	108.7	0.7	4.0	2
	12		0390XHGS12	62.9	68.7	116.7	0.7	4.0	2
	15	●	0390XHGS15	74.9	80.7	128.7	0.7	4.0	2
	20	●	0390XHGS20	94.9	100.7	148.7	0.7	4.0	2
	25	●	0390XHGS25	114.9	120.7	168.7	0.7	4.0	2
	30	●	0390XHGS30	134.9	140.7	188.7	0.7	4.0	2
4.0	3	●	MDW 0400PHT	17.0	23.0	72.5	0.5	4.0	1
	10	●	0400XHGS10	54.7	60.7	108.7	0.7	4.0	2
	12	●	0400XHGS12	62.7	68.7	116.7	0.7	4.0	2
	15	●	0400XHGS15	74.7	80.7	128.7	0.7	4.0	2
	20	●	0400XHGS20	94.7	100.7	148.7	0.7	4.0	2
	25	●	0400XHGS25	114.7	120.7	168.7	0.7	4.0	2
	30	●	0400XHGS30	134.7	140.7	188.7	0.7	4.0	2
4.1	3	●	MDW 0410PHT	19.4	25.5	80.5	0.5	5.0	1
	10	●	0410XHGS10	62.6	68.7	120.7	0.7	5.0	2
	12		0410XHGS12	69.6	75.7	127.7	0.7	5.0	2
	15	●	0410XHGS15	82.6	88.7	140.7	0.7	5.0	2
	20	●	0410XHGS20	105.6	111.7	163.7	0.7	5.0	2
	25	●	0410XHGS25	127.6	133.7	185.7	0.7	5.0	2
	30	●	0410XHGS30	150.6	156.7	208.7	0.7	5.0	2
4.2	3	●	MDW 0420PHT	19.3	25.6	80.6	0.6	5.0	1
	10	●	0420XHGS10	62.5	68.8	120.8	0.8	5.0	2
	12		0420XHGS12	69.5	75.8	127.8	0.8	5.0	2
	15	●	0420XHGS15	82.5	88.8	140.8	0.8	5.0	2
	20	●	0420XHGS20	105.5	111.8	163.8	0.8	5.0	2
	25	●	0420XHGS25	127.5	133.8	185.8	0.8	5.0	2
	30	●	0420XHGS30	150.5	156.8	208.8	0.8	5.0	2
4.3	3	●	MDW 0430PHT	19.2	25.6	80.6	0.6	5.0	1
	10	●	0430XHGS10	62.4	68.8	120.8	0.8	5.0	2
	12		0430XHGS12	69.4	75.8	127.8	0.8	5.0	2
	15	●	0430XHGS15	82.4	88.8	140.8	0.8	5.0	2
	20	●	0430XHGS20	105.4	111.8	163.8	0.8	5.0	2
	25	●	0430XHGS25	127.4	133.8	185.8	0.8	5.0	2
	30	●	0430XHGS30	150.4	156.8	208.8	0.8	5.0	2
4.4	3	●	MDW 0440PHT	19.0	25.6	80.6	0.6	5.0	1
	10	●	0440XHGS10	62.2	68.8	120.8	0.8	5.0	2
	12		0440XHGS12	69.2	75.8	127.8	0.8	5.0	2
	15	●	0440XHGS15	82.2	88.8	140.8	0.8	5.0	2
	20	●	0440XHGS20	105.2	111.8	163.8	0.8	5.0	2
	25	●	0440XHGS25	127.2	133.8	185.8	0.8	5.0	2
	30	●	0440XHGS30	150.2	156.8	208.8	0.8	5.0	2

型号末尾PHT:导孔用
材质 XHGS型 ACX70 / PHT型 ACX20

刀体　刃径ø4.5～5.2mm

尺寸(mm)

刃径 DC	孔深 (L/D)	库存	型　号	有效长度 LU	沟槽长度 LCF	全长 OAL	前端 PL	柄径 DCON	Fig
4.5	3	●	MDW 0450PHT	18.9	25.6	80.6	0.6	5.0	1
	10	●	0450XHGS10	62.1	68.8	120.8	0.8	5.0	2
	12	●	0450XHGS12	69.1	75.8	127.8	0.8	5.0	2
	15	●	0450XHGS15	82.1	88.8	140.8	0.8	5.0	2
	20	●	0450XHGS20	105.1	111.8	163.8	0.8	5.0	2
	25	●	0450XHGS25	127.1	133.8	185.8	0.8	5.0	2
	30	●	0450XHGS30	150.1	156.8	208.8	0.8	5.0	2
4.6	3	●	MDW 0460PHT	21.2	28.1	80.6	0.6	5.0	1
	10	●	0460XHGS10	68.9	75.8	125.8	0.8	5.0	2
	12		0460XHGS12	78.9	85.8	135.8	0.8	5.0	2
	15	●	0460XHGS15	93.9	100.8	150.8	0.8	5.0	2
	20	●	0460XHGS20	118.9	125.8	175.8	0.8	5.0	2
	25	●	0460XHGS25	143.9	150.8	200.8	0.8	5.0	2
	30	●	0460XHGS30	168.9	175.8	225.8	0.8	5.0	2
4.7	3	●	MDW 0470PHT	21.1	28.1	80.6	0.6	5.0	1
	10	●	0470XHGS10	68.9	75.9	125.9	0.9	5.0	2
	12		0470XHGS12	78.9	85.9	135.9	0.9	5.0	2
	15	●	0470XHGS15	93.9	100.9	150.9	0.9	5.0	2
	20	●	0470XHGS20	118.9	125.9	175.9	0.9	5.0	2
	25	●	0470XHGS25	143.9	150.9	200.9	0.9	5.0	2
	30	●	0470XHGS30	168.9	175.9	225.9	0.9	5.0	2
4.8	3	●	MDW 0480PHT	20.9	28.1	80.6	0.6	5.0	1
	10	●	0480XHGS10	68.7	75.9	125.9	0.9	5.0	2
	12		0480XHGS12	78.7	85.9	135.9	0.9	5.0	2
	15	●	0480XHGS15	93.7	100.9	150.9	0.9	5.0	2
	20	●	0480XHGS20	118.7	125.9	175.9	0.9	5.0	2
	25	●	0480XHGS25	143.7	150.9	200.9	0.9	5.0	2
	30	●	0480XHGS30	168.7	175.9	225.9	0.9	5.0	2
4.9	3	●	MDW 0490PHT	20.9	28.2	80.7	0.7	5.0	1
	10	●	0490XHGS10	68.6	75.9	125.9	0.9	5.0	2
	12		0490XHGS12	78.6	85.9	135.9	0.9	5.0	2
	15	●	0490XHGS15	93.6	100.9	150.9	0.9	5.0	2
	20	●	0490XHGS20	118.6	125.9	175.9	0.9	5.0	2
	25	●	0490XHGS25	143.6	150.9	200.9	0.9	5.0	2
	30	●	0490XHGS30	168.6	175.9	225.9	0.9	5.0	2
5.0	3	●	MDW 0500PHT	20.7	28.2	80.7	0.7	5.0	1
	10	●	0500XHGS10	68.4	75.9	125.9	0.9	5.0	2
	12	●	0500XHGS12	78.4	85.9	135.9	0.9	5.0	2
	15	●	0500XHGS15	93.4	100.9	150.9	0.9	5.0	2
	20	●	0500XHGS20	118.4	125.9	175.9	0.9	5.0	2
	25	●	0500XHGS25	143.4	150.9	200.9	0.9	5.0	2
	30	●	0500XHGS30	168.4	175.9	225.9	0.9	5.0	2
5.1	3	●	MDW 0510PHT	20.6	28.2	82.7	0.7	6.0	1
	10	●	0510XHGS10	76.3	83.9	137.9	0.9	6.0	2
	12		0510XHGS12	85.3	92.9	146.9	0.9	6.0	2
	15	●	0510XHGS15	101.3	108.9	162.9	0.9	6.0	2
	20	●	0510XHGS20	131.3	138.9	192.9	0.9	6.0	2
	25	●	0510XHGS25	156.3	163.9	217.9	0.9	6.0	2
	30	●	0510XHGS30	184.3	191.9	245.9	0.9	6.0	2
5.2	3	●	MDW 0520PHT	20.4	28.2	82.7	0.7	6.0	1
	10	●	0520XHGS10	76.1	83.9	137.9	0.9	6.0	2
	12		0520XHGS12	85.1	92.9	146.9	0.9	6.0	2
	15	●	0520XHGS15	101.1	108.9	162.9	0.9	6.0	2
	20	●	0520XHGS20	131.1	138.9	192.9	0.9	6.0	2
	25	●	0520XHGS25	156.1	163.9	217.9	0.9	6.0	2
	30	●	0520XHGS30	184.1	191.9	245.9	0.9	6.0	2

型号末尾PHT:导孔用
材质 XHGS型 ACX70 / PHT型 ACX20

XHGS型/PHT型(内冷式)

碳素钢、合金钢 ~0.28% | 碳素钢、合金钢 0.29%~ | 调质钢 | 高硬度钢 ~45 HRC | 不锈钢 | 铸铁 | 球墨铸铁

DEX 涂层 | 有油孔 | 10D | 12D | 15D | 20D | 25D | 30D | Pilot 3D

※h6、h8、e8公差参照N36

Fig 1 (PHT型)

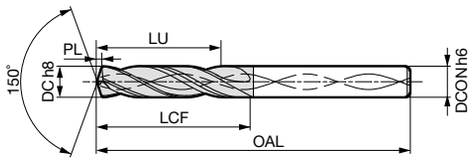

Fig 2 (XHGS型)

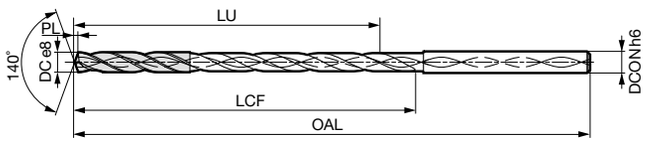

刀体　刃径ø5.3～5.9mm

尺寸(mm)

刃径 DC	孔深 (L/D)	库存	型　号	有效长度 LU	沟槽长度 LCF	全长 OAL	前端 PL	柄径 DCON	Fig
5.3	3	●	MDW 0530PHT	20.3	28.2	82.7	0.7	6.0	1
	10	●	0530XHGS10	76.1	84.0	138.0	1.0	6.0	2
	12		0530XHGS12	85.1	93.0	147.0	1.0	6.0	2
	15	●	0530XHGS15	101.1	109.0	163.0	1.0	6.0	2
	20	●	0530XHGS20	131.1	139.0	193.0	1.0	6.0	2
	25	●	0530XHGS25	156.1	164.0	218.0	1.0	6.0	2
	30	●	0530XHGS30	184.1	192.0	246.0	1.0	6.0	2
5.4	3	●	MDW 0540PHT	20.1	28.2	82.7	0.7	6.0	1
	10	●	0540XHGS10	75.9	84.0	138.0	1.0	6.0	2
	12		0540XHGS12	84.9	93.0	147.0	1.0	6.0	2
	15	●	0540XHGS15	100.9	109.0	163.0	1.0	6.0	2
	20	●	0540XHGS20	130.9	139.0	193.0	1.0	6.0	2
	25	●	0540XHGS25	155.9	164.0	218.0	1.0	6.0	2
	30	●	0540XHGS30	183.9	192.0	246.0	1.0	6.0	2
5.5	3	●	MDW 0550PHT	20.0	28.2	82.7	0.7	6.0	1
	10	●	0550XHGS10	75.8	84.0	138.0	1.0	6.0	2
	12	●	0550XHGS12	84.8	93.0	147.0	1.0	6.0	2
	15	●	0550XHGS15	100.8	109.0	163.0	1.0	6.0	2
	20	●	0550XHGS20	130.8	139.0	193.0	1.0	6.0	2
	25	●	0550XHGS25	155.8	164.0	218.0	1.0	6.0	2
	30	●	0550XHGS30	183.8	192.0	246.0	1.0	6.0	2
5.6	3	●	MDW 0560PHT	22.4	30.8	82.8	0.8	6.0	1
	10	●	0560XHGS10	82.6	91.0	143.0	1.0	6.0	2
	12		0560XHGS12	94.6	103.0	155.0	1.0	6.0	2
	15	●	0560XHGS15	112.6	121.0	173.0	1.0	6.0	2
	20	●	0560XHGS20	142.6	151.0	203.0	1.0	6.0	2
	25	●	0560XHGS25	172.6	181.0	233.0	1.0	6.0	2
	30	●	0560XHGS30	202.6	211.0	263.0	1.0	6.0	2
5.7	3	●	MDW 0570PHT	22.3	30.8	82.8	0.8	6.0	1
	10	●	0570XHGS10	82.5	91.0	143.0	1.0	6.0	2
	12		0570XHGS12	94.5	103.0	155.0	1.0	6.0	2
	15	●	0570XHGS15	112.5	121.0	173.0	1.0	6.0	2
	20	●	0570XHGS20	142.5	151.0	203.0	1.0	6.0	2
	25	●	0570XHGS25	172.5	181.0	233.0	1.0	6.0	2
	30	●	0570XHGS30	202.5	211.0	263.0	1.0	6.0	2
5.8	3	●	MDW 0580PHT	22.1	30.8	82.8	0.8	6.0	1
	10	●	0580XHGS10	82.4	91.1	143.1	1.1	6.0	2
	12		0580XHGS12	94.4	103.1	155.1	1.1	6.0	2
	15	●	0580XHGS15	112.4	121.1	173.1	1.1	6.0	2
	20	●	0580XHGS20	142.4	151.1	203.1	1.1	6.0	2
	25	●	0580XHGS25	172.4	181.1	233.1	1.1	6.0	2
	30	●	0580XHGS30	202.4	211.1	263.1	1.1	6.0	2
5.9	3	●	MDW 0590PHT	22.0	30.8	82.8	0.8	6.0	1
	10	●	0590XHGS10	82.3	91.1	143.1	1.1	6.0	2
	12		0590XHGS12	94.3	103.1	155.1	1.1	6.0	2
	15	●	0590XHGS15	112.3	121.1	173.1	1.1	6.0	2
	20	●	0590XHGS20	142.3	151.1	203.1	1.1	6.0	2
	25	●	0590XHGS25	172.3	181.1	233.1	1.1	6.0	2
	30	●	0590XHGS30	202.3	211.1	263.1	1.1	6.0	2

型号末尾PHT:导孔用
材质 XHGS型 ACX70 / PHT型 ACX20

刀体　刃径ø6.0～6.6mm

尺寸(mm)

刃径 DC	孔深 (L/D)	库存	型　号	有效长度 LU	沟槽长度 LCF	全长 OAL	前端 PL	柄径 DCON	Fig
6.0	3	●	MDW 0600PHT	21.8	30.8	82.8	0.8	6.0	1
	10	●	0600XHGS10	82.1	91.1	143.1	1.1	6.0	2
	12	●	0600XHGS12	94.1	103.1	155.1	1.1	6.0	2
	15	●	0600XHGS15	112.1	121.1	173.1	1.1	6.0	2
	20	●	0600XHGS20	142.1	151.1	203.1	1.1	6.0	2
	25	●	0600XHGS25	172.1	181.1	233.1	1.1	6.0	2
	30	●	0600XHGS30	202.1	211.1	263.1	1.1	6.0	2
6.1	3	●	MDW 0610PHT	24.2	33.3	88.8	0.8	7.0	1
	10	●	0610XHGS10	90.0	99.1	154.1	1.1	7.0	2
	12		0610XHGS12	101.0	110.1	165.1	1.1	7.0	2
	15	●	0610XHGS15	120.0	129.1	184.1	1.1	7.0	2
	20	●	0610XHGS20	153.0	162.1	217.1	1.1	7.0	2
	25	●	0610XHGS25	185.0	194.1	249.1	1.1	7.0	2
	30	●	0610XHGS30	218.0	227.1	282.1	1.1	7.0	2
6.2	3	●	MDW 0620PHT	24.0	33.3	88.8	0.8	7.0	1
	10	●	0620XHGS10	89.8	99.1	154.1	1.1	7.0	2
	12		0620XHGS12	100.8	110.1	165.1	1.1	7.0	2
	15	●	0620XHGS15	119.8	129.1	184.1	1.1	7.0	2
	20	●	0620XHGS20	152.8	162.1	217.1	1.1	7.0	2
	25	●	0620XHGS25	184.8	194.1	249.1	1.1	7.0	2
	30	●	0620XHGS30	217.8	227.1	282.1	1.1	7.0	2
6.3	3	●	MDW 0630PHT	23.9	33.3	88.8	0.8	7.0	1
	10	●	0630XHGS10	89.7	99.1	154.1	1.1	7.0	2
	12		0630XHGS12	100.7	110.1	165.1	1.1	7.0	2
	15	●	0630XHGS15	119.7	129.1	184.1	1.1	7.0	2
	20	●	0630XHGS20	152.7	162.1	217.1	1.1	7.0	2
	25	●	0630XHGS25	184.7	194.1	249.1	1.1	7.0	2
	30	●	0630XHGS30	217.7	227.1	282.1	1.1	7.0	2
6.4	3	●	MDW 0640PHT	23.8	33.4	88.9	0.9	7.0	1
	10	●	0640XHGS10	89.6	99.2	154.2	1.2	7.0	2
	12		0640XHGS12	100.6	110.2	165.2	1.2	7.0	2
	15	●	0640XHGS15	119.6	129.2	184.2	1.2	7.0	2
	20	●	0640XHGS20	152.6	162.2	217.2	1.2	7.0	2
	25	●	0640XHGS25	184.6	194.2	249.2	1.2	7.0	2
	30	●	0640XHGS30	217.6	227.2	282.2	1.2	7.0	2
6.5	3	●	MDW 0650PHT	23.7	33.4	88.9	0.9	7.0	1
	10	●	0650XHGS10	89.5	99.2	154.2	1.2	7.0	2
	12	●	0650XHGS12	100.5	110.2	165.2	1.2	7.0	2
	15	●	0650XHGS15	119.5	129.2	184.2	1.2	7.0	2
	20	●	0650XHGS20	152.5	162.2	217.2	1.2	7.0	2
	25	●	0650XHGS25	184.5	194.2	249.2	1.2	7.0	2
	30	●	0650XHGS30	217.5	227.2	282.2	1.2	7.0	2
6.6	3	●	MDW 0660PHT	26.0	35.9	88.9	0.9	7.0	1
	10	●	0660XHGS10	96.3	106.2	159.2	1.2	7.0	2
	12		0660XHGS12	110.3	120.2	173.2	1.2	7.0	2
	15	●	0660XHGS15	131.3	141.2	194.2	1.2	7.0	2
	20	●	0660XHGS20	166.3	176.2	229.2	1.2	7.0	2
	25	●	0660XHGS25	201.3	211.2	264.2	1.2	7.0	2
	30	●	0660XHGS30	236.3	246.2	299.2	1.2	7.0	2

型号末尾PHT:导孔用
材质 XHGS型 ACX70 / PHT型 ACX20

超级多用途钻头

XHGS型/PHT型(内冷式)

碳素钢,合金钢~0.28% | 碳素钢,合金钢0.29%~ | 调质钢 | 高硬度钢~45 HRC | 不锈钢 | 铸铁 | 球墨铸铁

DEX 涂层 | 有油孔 | 10D | 12D | 15D | 20D | 25D | 30D | Pilot 3D

※h6、h8、e8公差参照N36

Fig 1 (PHT型)

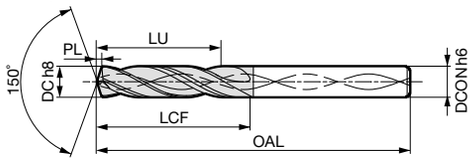

Fig 2 (XHGS型)

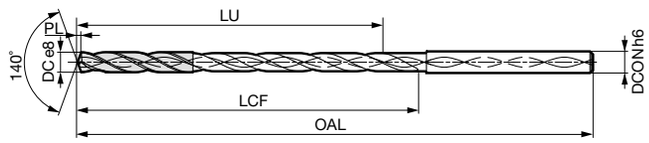

刀体　刃径ø6.7～7.3mm

尺寸(mm)

刃径 DC	孔深 (L/D)	库存	型　号	有效长度 LU	沟槽长度 LCF	全长 OAL	前端 PL	柄径 DCON	Fig
6.7	3	●	MDW 0670PHT	25.9	35.9	88.9	0.9	7.0	1
	10	●	0670XHGS10	96.2	106.2	159.2	1.2	7.0	2
	12		0670XHGS12	110.2	120.2	173.2	1.2	7.0	2
	15	●	0670XHGS15	131.2	141.2	194.2	1.2	7.0	2
	20	●	0670XHGS20	166.2	176.2	229.2	1.2	7.0	2
	25	●	0670XHGS25	201.2	211.2	264.2	1.2	7.0	2
	30	●	0670XHGS30	236.2	246.2	299.2	1.2	7.0	2
6.8	3	●	MDW 0680PHT	25.7	35.9	88.9	0.9	7.0	1
	10	●	0680XHGS10	96.0	106.2	159.2	1.2	7.0	2
	12		0680XHGS12	110.0	120.2	173.2	1.2	7.0	2
	15	●	0680XHGS15	131.0	141.2	194.2	1.2	7.0	2
	20	●	0680XHGS20	166.0	176.2	229.2	1.2	7.0	2
	25	●	0680XHGS25	201.0	211.2	264.2	1.2	7.0	2
	30	●	0680XHGS30	236.0	246.2	299.2	1.2	7.0	2
6.9	3	●	MDW 0690PHT	25.6	35.9	88.9	0.9	7.0	1
	10	●	0690XHGS10	96.0	106.3	159.3	1.3	7.0	2
	12		0690XHGS12	110.0	120.3	173.3	1.3	7.0	2
	15	●	0690XHGS15	131.0	141.3	194.3	1.3	7.0	2
	20	●	0690XHGS20	166.0	176.3	229.3	1.3	7.0	2
	25	●	0690XHGS25	201.0	211.3	264.3	1.3	7.0	2
	30	●	0690XHGS30	236.0	246.3	299.3	1.3	7.0	2
7.0	3	●	MDW 0700PHT	25.4	35.9	88.9	0.9	7.0	1
	10	●	0700XHGS10	95.8	106.3	159.3	1.3	7.0	2
	12	●	0700XHGS12	109.8	120.3	173.3	1.3	7.0	2
	15	●	0700XHGS15	130.8	141.3	194.3	1.3	7.0	2
	20	●	0700XHGS20	165.8	176.3	229.3	1.3	7.0	2
	25	●	0700XHGS25	200.8	211.3	264.3	1.3	7.0	2
	30	●	0700XHGS30	235.8	246.3	299.3	1.3	7.0	2
7.1	3	●	MDW 0710PHT	27.9	38.5	95.0	1.0	8.0	1
	10	●	0710XHGS10	103.7	114.3	170.3	1.3	8.0	2
	12		0710XHGS12	116.7	127.3	183.3	1.3	8.0	2
	15	●	0710XHGS15	138.7	149.3	205.3	1.3	8.0	2
	20	●	0710XHGS20	176.7	187.3	243.3	1.3	8.0	2
	25	●	0710XHGS25	213.7	224.3	280.3	1.3	8.0	2
	30	●	0710XHGS30	251.7	262.3	318.3	1.3	8.0	2
7.2	3	●	MDW 0720PHT	27.7	38.5	95.0	1.0	8.0	1
	10	●	0720XHGS10	103.5	114.3	170.3	1.3	8.0	2
	12		0720XHGS12	116.5	127.3	183.3	1.3	8.0	2
	15	●	0720XHGS15	138.5	149.3	205.3	1.3	8.0	2
	20	●	0720XHGS20	176.5	187.3	243.3	1.3	8.0	2
	25	●	0720XHGS25	213.5	224.3	280.3	1.3	8.0	2
	30	●	0720XHGS30	251.5	262.3	318.3	1.3	8.0	2
7.3	3	●	MDW 0730PHT	27.6	38.5	95.0	1.0	8.0	1
	10	●	0730XHGS10	103.4	114.3	170.3	1.3	8.0	2
	12		0730XHGS12	116.4	127.3	183.3	1.3	8.0	2
	15	●	0730XHGS15	138.4	149.3	205.3	1.3	8.0	2
	20	●	0730XHGS20	176.4	187.3	243.3	1.3	8.0	2
	25	●	0730XHGS25	213.4	224.3	280.3	1.3	8.0	2
	30	●	0730XHGS30	251.4	262.3	318.3	1.3	8.0	2

型号末尾PHT:导孔用
材质 XHGS型 ACX70 / PHT型 ACX20

刀体　刃径ø7.4～8.0mm

尺寸(mm)

刃径 DC	孔深 (L/D)	库存	型　号	有效长度 LU	沟槽长度 LCF	全长 OAL	前端 PL	柄径 DCON	Fig
7.4	3	●	MDW 0740PHT	27.4	38.5	95.0	1.0	8.0	1
	10	●	0740XHGS10	103.2	114.3	170.3	1.3	8.0	2
	12		0740XHGS12	116.2	127.3	183.3	1.3	8.0	2
	15	●	0740XHGS15	138.2	149.3	205.3	1.3	8.0	2
	20	●	0740XHGS20	176.2	187.3	243.3	1.3	8.0	2
	25	●	0740XHGS25	213.2	224.3	280.3	1.3	8.0	2
	30	●	0740XHGS30	251.2	262.3	318.3	1.3	8.0	2
7.5	3	●	MDW 0750PHT	27.3	38.5	95.0	1.0	8.0	1
	10	●	0750XHGS10	103.2	114.4	170.4	1.4	8.0	2
	12	●	0750XHGS12	116.2	127.4	183.4	1.4	8.0	2
	15	●	0750XHGS15	138.2	149.4	205.4	1.4	8.0	2
	20	●	0750XHGS20	176.2	187.4	243.4	1.4	8.0	2
	25	●	0750XHGS25	213.2	224.4	280.4	1.4	8.0	2
	30	●	0750XHGS30	251.2	262.4	318.4	1.4	8.0	2
7.6	3	●	MDW 0760PHT	29.6	41.0	95.0	1.0	8.0	1
	10	●	0760XHGS10	110.0	121.4	175.4	1.4	8.0	2
	12		0760XHGS12	126.0	137.4	191.4	1.4	8.0	2
	15	●	0760XHGS15	150.0	161.4	215.4	1.4	8.0	2
	20	●	0760XHGS20	190.0	201.4	255.4	1.4	8.0	2
	25	●	0760XHGS25	230.0	241.4	295.4	1.4	8.0	2
	30	●	0760XHGS30	270.0	281.4	335.4	1.4	8.0	2
7.7	3	●	MDW 0770PHT	29.5	41.0	95.0	1.0	8.0	1
	10	●	0770XHGS10	109.9	121.4	175.4	1.4	8.0	2
	12		0770XHGS12	125.9	137.4	191.4	1.4	8.0	2
	15	●	0770XHGS15	149.9	161.4	215.4	1.4	8.0	2
	20	●	0770XHGS20	189.9	201.4	255.4	1.4	8.0	2
	25	●	0770XHGS25	229.9	241.4	295.4	1.4	8.0	2
	30	●	0770XHGS30	269.9	281.4	335.4	1.4	8.0	2
7.8	3	●	MDW 0780PHT	29.3	41.0	95.0	1.0	8.0	1
	10	●	0780XHGS10	109.7	121.4	175.4	1.4	8.0	2
	12		0780XHGS12	125.7	137.4	191.4	1.4	8.0	2
	15	●	0780XHGS15	149.7	161.4	215.4	1.4	8.0	2
	20	●	0780XHGS20	189.7	201.4	255.4	1.4	8.0	2
	25	●	0780XHGS25	229.7	241.4	295.4	1.4	8.0	2
	30	●	0780XHGS30	269.7	281.4	335.4	1.4	8.0	2
7.9	3	●	MDW 0790PHT	29.3	41.1	95.1	1.1	8.0	1
	10	●	0790XHGS10	109.6	121.4	175.4	1.4	8.0	2
	12		0790XHGS12	125.6	137.4	191.4	1.4	8.0	2
	15	●	0790XHGS15	149.6	161.4	215.4	1.4	8.0	2
	20	●	0790XHGS20	189.6	201.4	255.4	1.4	8.0	2
	25	●	0790XHGS25	229.6	241.4	295.4	1.4	8.0	2
	30	●	0790XHGS30	269.6	281.4	335.4	1.4	8.0	2
8.0	3	●	MDW 0800PHT	29.1	41.1	95.1	1.1	8.0	1
	10	●	0800XHGS10	109.5	121.5	175.5	1.5	8.0	2
	12	●	0800XHGS12	125.5	137.5	191.5	1.5	8.0	2
	15	●	0800XHGS15	149.5	161.5	215.5	1.5	8.0	2
	20	●	0800XHGS20	189.5	201.5	255.5	1.5	8.0	2
	25	●	0800XHGS25	229.5	241.5	295.5	1.5	8.0	2
	30	●	0800XHGS30	269.5	281.5	335.5	1.5	8.0	2

型号末尾PHT:导孔用
材质 XHGS型 ACX70 / PHT型 ACX20

XHGS型/PHT型(内冷式)

碳素钢、合金钢 ~0.28% | 碳素钢、合金钢 0.29%~ | 调质钢 | 高硬度钢 ~45 HRC | 不锈钢 | 铸铁 | 球墨铸铁

DEX 涂层 | 有油孔 | 10D | 12D | 15D | 20D | 25D | 30D | Pilot 3D

※h6、h8、e8公差参照N36

Fig 1 (PHT型)

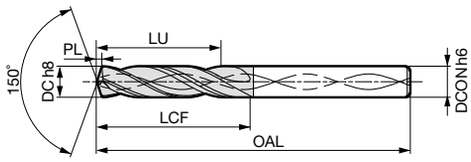

Fig 2 (XHGS型)

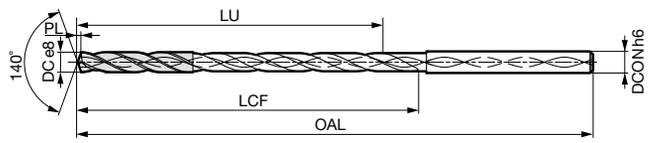

刀体　刃径ø8.5～11.5mm

尺寸(mm)

刃径 DC	孔深 (L/D)	库存	型　号	有效长度 LU	沟槽长度 LCF	全长 OAL	前端 PL	柄径 DCON	Fig
8.5	3	●	MDW 0850PHT	30.9	43.6	101.1	1.1	9.0	1
	10	●	0850XHGS10	116.8	129.5	186.5	1.5	9.0	2
	12	●	0850XHGS12	131.8	144.5	201.5	1.5	9.0	2
	15	●	0850XHGS15	156.8	169.5	226.5	1.5	9.0	2
	20	●	0850XHGS20	199.8	212.5	269.5	1.5	9.0	2
	25	●	0850XHGS25	241.8	254.5	311.5	1.5	9.0	2
	30	●	0850XHGS30	284.8	297.5	354.5	1.5	9.0	2
9.0	3	●	MDW 0900PHT	32.7	46.2	101.2	1.2	9.0	1
	10	●	0900XHGS10	123.1	136.6	191.6	1.6	9.0	2
	12	●	0900XHGS12	141.1	154.6	209.6	1.6	9.0	2
	15	●	0900XHGS15	168.1	181.6	236.6	1.6	9.0	2
	20	●	0900XHGS20	213.1	226.6	281.6	1.6	9.0	2
	25	●	0900XHGS25	258.1	271.6	326.6	1.6	9.0	2
	30	●	0900XHGS30	303.1	316.6	371.6	1.6	9.0	2
9.5	3	●	MDW 0950PHT	34.6	48.8	107.3	1.3	10.0	1
	10	●	0950XHGS10	130.5	144.7	202.7	1.7	10.0	2
	12	●	0950XHGS12	147.5	161.7	219.7	1.7	10.0	2
	15	●	0950XHGS15	175.5	189.7	247.7	1.7	10.0	2
	20	●	0950XHGS20	223.5	237.7	295.7	1.7	10.0	2
	25	●	0950XHGS25	270.5	284.7	342.7	1.7	10.0	2
	30	●	0950XHGS30	318.5	332.7	390.7	1.7	10.0	2
10.0	3	●	MDW 1000PHT	36.3	51.3	107.3	1.3	10.0	1
	10	●	1000XHGS10	136.8	151.8	207.8	1.8	10.0	2
	12	●	1000XHGS12	156.8	171.8	227.8	1.8	10.0	2
	15	●	1000XHGS15	186.8	201.8	257.8	1.8	10.0	2
	20	●	1000XHGS20	236.8	251.8	307.8	1.8	10.0	2
	25	●	1000XHGS25	286.8	301.8	357.8	1.8	10.0	2
	30	●	1000XHGS30	336.8	351.8	407.8	1.8	10.0	2
10.5	3	●	MDW 1050PHT	38.2	53.9	117.4	1.4	11.0	1
	10	●	1050XHGS10	144.2	159.9	222.9	1.9	11.0	2
	12	●	1050XHGS12	163.2	178.9	241.9	1.9	11.0	2
	15	●	1050XHGS15	194.2	209.9	272.9	1.9	11.0	2
	20	●	1050XHGS20	247.2	262.9	325.9	1.9	11.0	2
	25	●	1050XHGS25	299.2	314.9	377.9	1.9	11.0	2
11.0	3	●	MDW 1100PHT	40.0	56.5	117.5	1.5	11.0	1
	10	●	1100XHGS10	150.5	167.0	228.0	2.0	11.0	2
	12	●	1100XHGS12	172.5	189.0	250.0	2.0	11.0	2
	15	●	1100XHGS15	205.5	222.0	283.0	2.0	11.0	2
	20	●	1100XHGS20	260.5	277.0	338.0	2.0	11.0	2
	25	●	1100XHGS25	315.5	332.0	393.0	2.0	11.0	2
11.5	3	●	MDW 1150PHT	41.8	59.0	123.5	1.5	12.0	1
	10	●	1150XHGS10	157.9	175.1	239.1	2.1	12.0	2
	12	●	1150XHGS12	178.9	196.1	260.1	2.1	12.0	2
	15	●	1150XHGS15	212.9	230.1	294.1	2.1	12.0	2
	20	●	1150XHGS20	270.9	288.1	352.1	2.1	12.0	2
	25	●	1150XHGS25	327.9	345.1	409.1	2.1	12.0	2

型号末尾PHT:导孔用
材质 XHGS型 ACX70 / PHT型 ACX20

刀体　刃径ø12.0～16.0mm

尺寸(mm)

刃径 DC	孔深 (L/D)	库存	型　号	有效长度 LU	沟槽长度 LCF	全长 OAL	前端 PL	柄径 DCON	Fig
12.0	3	●	MDW 1200PHT	43.6	61.6	123.6	1.6	12.0	1
	10	●	1200XHGS10	164.2	182.2	244.2	2.2	12.0	2
	12	●	1200XHGS12	188.2	206.2	268.2	2.2	12.0	2
	15	●	1200XHGS15	224.2	242.2	304.2	2.2	12.0	2
	20	●	1200XHGS20	284.2	302.2	364.2	2.2	12.0	2
	25	●	1200XHGS25	344.2	362.2	424.2	2.2	12.0	2
12.5	3	●	MDW 1250PHT	45.5	64.2	129.7	1.7	13.0	1
	10	●	1250XHGS10	171.6	190.3	255.3	2.3	13.0	2
	12	●	1250XHGS12	194.6	213.3	278.3	2.3	13.0	2
	15	●	1250XHGS15	231.6	250.3	315.3	2.3	13.0	2
	20	●	1250XHGS20	294.6	313.3	378.3	2.3	13.0	2
13.0	3	●	MDW 1300PHT	47.2	66.7	129.7	1.7	13.0	1
	10	●	1300XHGS10	177.9	197.4	260.4	2.4	13.0	2
	12	●	1300XHGS12	203.9	223.4	286.4	2.4	13.0	2
	15	●	1300XHGS15	242.9	262.4	325.4	2.4	13.0	2
	20	●	1300XHGS20	307.9	327.4	390.4	2.4	13.0	2
13.5	3	●	MDW 1350PHT	49.1	69.3	135.8	1.8	14.0	1
	10	●	1350XHGS10	185.3	205.5	271.5	2.5	14.0	2
	12	●	1350XHGS12	210.3	230.5	296.5	2.5	14.0	2
	15	●	1350XHGS15	250.3	270.5	336.5	2.5	14.0	2
	20	●	1350XHGS20	318.3	338.5	404.5	2.5	14.0	2
14.0	3	●	MDW 1400PHT	50.9	71.9	135.9	1.9	14.0	1
	10	●	1400XHGS10	191.5	212.5	276.5	2.5	14.0	2
	12	●	1400XHGS12	219.5	240.5	304.5	2.5	14.0	2
	15	●	1400XHGS15	261.5	282.5	346.5	2.5	14.0	2
	20	●	1400XHGS20	331.5	352.5	416.5	2.5	14.0	2
14.5	3	●	MDW 1450PHT	52.7	74.4	141.9	1.9	15.0	1
	10	●	1450XHGS10	198.9	220.6	287.6	2.6	15.0	2
	12	●	1450XHGS12	225.9	247.6	314.6	2.6	15.0	2
	15	●	1450XHGS15	268.9	290.6	357.6	2.6	15.0	2
15.0	3	●	MDW 1500PHT	54.5	77.0	142.0	2.0	15.0	1
	10	●	1500XHGS10	205.2	227.7	292.7	2.7	15.0	2
	12	●	1500XHGS12	235.2	257.7	322.7	2.7	15.0	2
	15	●	1500XHGS15	280.2	302.7	367.7	2.7	15.0	2
15.5	3	●	MDW 1550PHT	56.4	79.6	148.1	2.1	16.0	1
	10	●	1550XHGS10	212.6	235.8	303.8	2.8	16.0	2
	12	●	1550XHGS12	241.6	264.8	332.8	2.8	16.0	2
	15	●	1550XHGS15	287.6	310.8	378.8	2.8	16.0	2
16.0	3	●	MDW 1600PHT	58.1	82.1	148.1	2.1	16.0	1
	10	●	1600XHGS10	218.9	242.9	308.9	2.9	16.0	2
	12	●	1600XHGS12	248.9	272.9	340.9	2.9	16.0	2
	15	●	1600XHGS15	298.9	322.9	388.9	2.9	16.0	2

型号末尾PHT:导孔用
材质 XHGS型 ACX70 / PHT型 ACX20

超级多用途钻头

XHGS型/PHT型(内冷式)

碳素钢,合金钢~0.28% | 碳素钢,合金钢0.29%~ | 调质钢 | 高硬度钢~45 HRC | 不锈钢 | 铸铁 | 球墨铸铁

DEX 涂层 | 有油孔 | 10D | 12D | 15D | 20D | 25D | 30D | Pilot 3D

※h6、h8、e8公差参照N36

Fig 1 (PHT型)

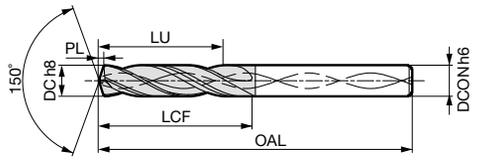

Fig 2 (XHGS型)

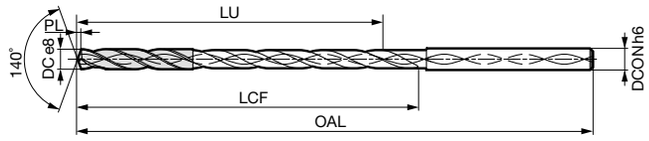

支持接单生产 如需制造左述尺寸和库存一览以外的刃径和长度，请另行咨询。

推荐切削条件

(n：转速min^{-1}　vc：切削速度 m/min　f：进给量 mm/rev)

刃径DC (mm)	切削条件	软钢 (～200HB)	一般钢 (～250HB)	合金钢 (～300HB)	高硬度材 (～40HRC)	灰口铸铁 球墨铸铁
ø3.0	n	6,400	8,500	5,800	4,200	5,800
	vc	50 - **60** - 80	60 - **80** - 100	40 - **55** - 70	30 - **40** - 50	40 - **55** - 70
	f	0.12 - **0.15** - 0.20	0.12 - **0.15** - 0.20	0.10 - **0.13** - 0.16	0.06 - **0.08** - 0.12	0.15 - **0.18** - 0.23
ø5.0	n	3,800	5,100	3,800	2,900	3,800
	vc	50 - **60** - 80	60 - **80** - 100	50 - **60** - 70	30 - **45** - 55	50 - **60** - 70
	f	0.15 - **0.20** - 0.25	0.15 - **0.23** - 0.30	0.12 - **0.15** - 0.20	0.08 - **0.10** - 0.14	0.17 - **0.25** - 0.35
ø10.0	n	2,200	2,500	2,100	1,600	2,100
	vc	50 - **70** - 90	60 - **80** - 110	50 - **65** - 80	30 - **50** - 60	50 - **65** - 80
	f	0.20 - **0.25** - 0.30	0.20 - **0.25** - 0.32	0.15 - **0.20** - 0.25	0.10 - **0.15** - 0.20	0.25 - **0.28** - 0.35
ø16.0	n	1,600	1,800	1,300	1,100	1,300
	vc	60 - **80** - 100	60 - **90** - 120	50 - **65** - 80	40 - **55** - 70	50 - **65** - 80
	f	0.25 - **0.30** - 0.35	0.25 - **0.30** - 0.35	0.15 - **0.23** - 0.27	0.12 - **0.15** - 0.23	0.25 - **0.30** - 0.35

注：MQL供油时请在低速侧使用，内冷式和双液喷雾时请在高速侧使用。

下限值- **推荐值**- 上限值

MDA型

New

■ 特长

● 在铝合金加工的新领域
实现高精度加工到高效加工的广泛使用领域

● 采用新DLC涂层“极光涂层X”

RD横刃修薄

凭借特殊横刃修薄效果，
求芯性出众！



宽幅双刃带 *刃径：3.1mm～

采用高导向性的宽幅双刃带，
孔精度更高！

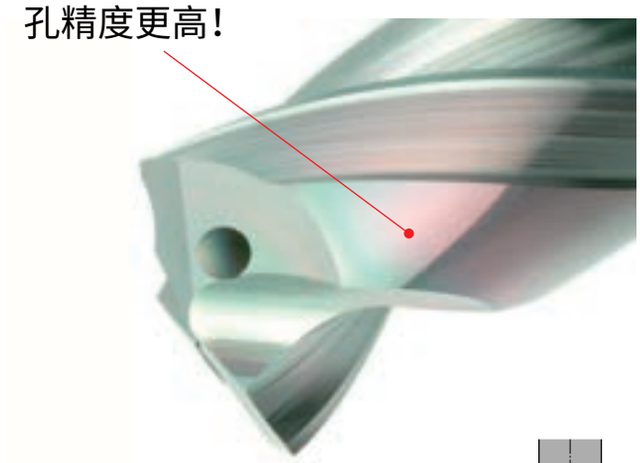

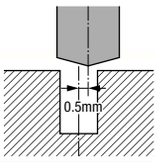

铸件通孔偏移：0.5mm

■ 孔位置精度

无底孔加工

切削速度	vc=180m/min	
进给量	MDA型	其他公司产品
f=0.6mm/rev	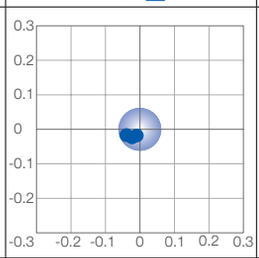	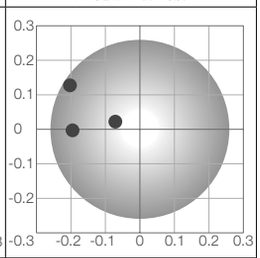
f=1.2mm/rev	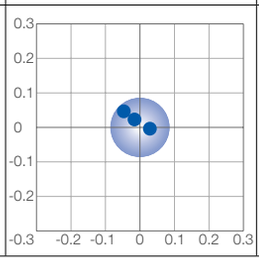	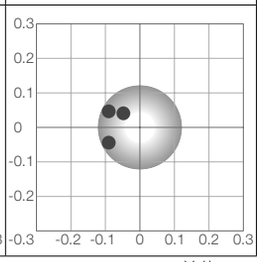

单位(mm)

被削材：ADC12 使用刀具：MDA0600S06H05(ø6mm×5D)Wet

在高效率条件下仍可保持稳定的孔位置

铸件通孔加工

切削速度	vc=180m/min	
进给量	MDA型	其他公司产品
f=0.4mm/rev	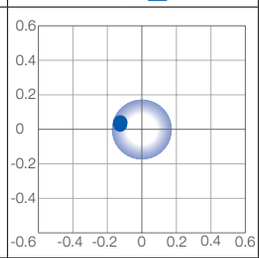	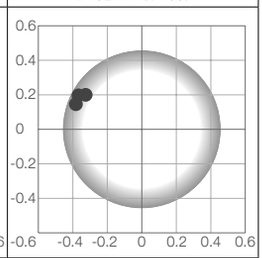
f=1.2mm/rev	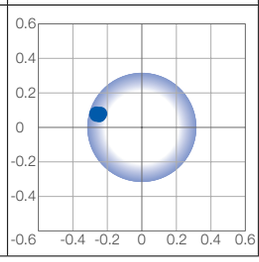	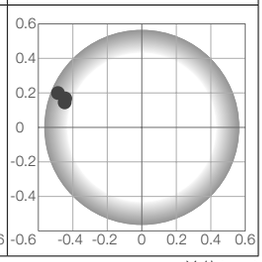

单位(mm)

被削材：ADC12 使用刀具：MDA0600S06H05(ø6mm×5D)Wet

大幅降低铸件通孔位置偏移的影响

极光涂层X DLC涂层

● 涂层表面性状 (SEM照片)



极光涂层X

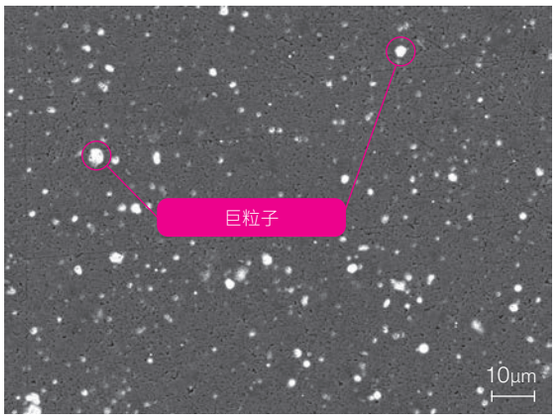

以往DLC涂层

新技术大幅提高了平滑性

● 切削阻力

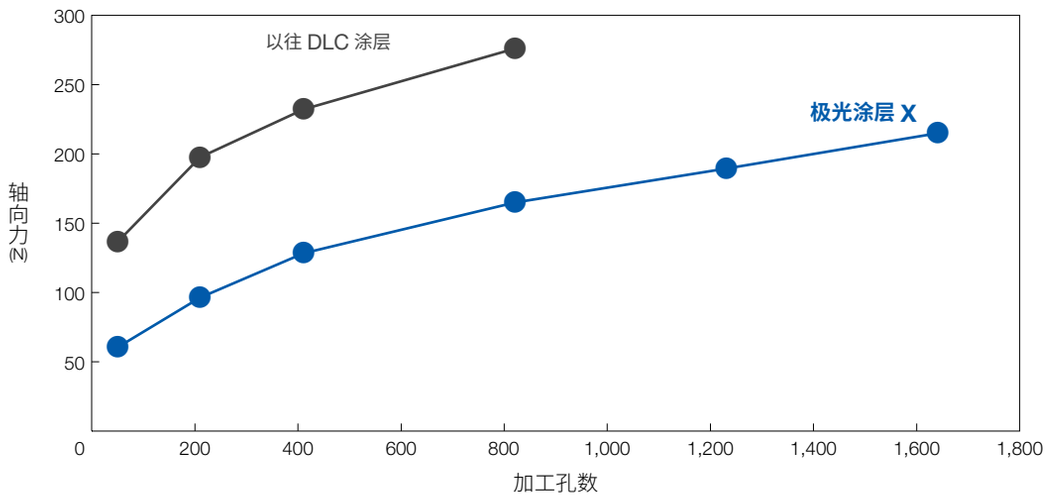

被 削 材：ADC12 设备：立式M/C BT30
使用刀具：MDA0600S06H05(ø6mm×5D)
切削条件：vc=180m/min f=0.2mm/rev 内冷式(水溶性)

由于涂层表面的平滑性提高，因此从初期开始阻力就低且阻力上升缓慢，使用寿命长

● 耐熔着性

极光涂层X

以往DLC涂层



被 削 材：ADC12 设备：立式M/C BT30
使用刀具：MDA0600S06H05(ø6mm×5D)
切削条件：vc=180m/min f=0.2mm/rev 内冷式(水溶性)

平滑性优异，粘屑大幅减少

MDA型

铝合金 铜合金

New 极光涂层X DLC 3D 5D 10D 15D 20D

※h6公差参照N36

Fig 1 L/D=3・5D 单刃带

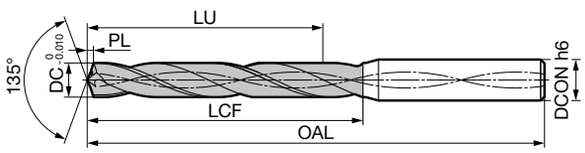

Fig 2 L/D=10・15・20D 单刃带

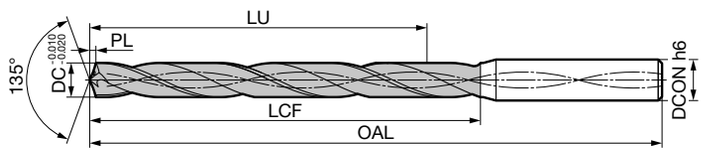

刀体 刃径 ø1.0～2.0mm

尺寸(mm)

刃径 DC	孔深 (L/D)	库存	型号	有效长度 LU	沟槽长度 LCF	全长 OAL	前端 PL	柄径 DCON	Fig
1.0	3	●	MDA 0100S03H03	4.5	6.0	45.0	0.2	3.0	1
	5	●	0100S03H05	8.5	10.0	50.0	0.2	3.0	1
	10	●	0100S03H10	12.5	14.0	55.0	0.2	3.0	2
	15	●	0100S03H15	17.5	19.0	60.0	0.2	3.0	2
	20	●	0100S03H20	22.5	24.0	65.0	0.2	3.0	2
1.1	3	●	MDA 0110S03H03	6.4	8.0	45.0	0.2	3.0	1
	5	●	0110S03H05	10.4	12.0	50.0	0.2	3.0	1
	10	●	0110S03H10	16.4	18.0	55.0	0.2	3.0	2
	15	●	0110S03H15	19.4	21.0	65.0	0.2	3.0	2
	20	●	0110S03H20	24.4	26.0	70.0	0.2	3.0	2
1.2	3	●	MDA 0120S03H03	6.2	8.0	48.0	0.2	3.0	1
	5	●	0120S03H05	10.2	12.0	55.0	0.2	3.0	1
	10	●	0120S03H10	16.2	18.0	60.0	0.2	3.0	2
	15	●	0120S03H15	21.2	23.0	65.0	0.2	3.0	2
	20	●	0120S03H20	27.2	29.0	70.0	0.2	3.0	2
1.3	3	●	MDA 0130S03H03	6.1	8.0	48.0	0.3	3.0	1
	5	●	0130S03H05	12.1	14.0	55.0	0.3	3.0	1
	10	●	0130S03H10	18.1	20.0	60.0	0.3	3.0	2
	15	●	0130S03H15	23.1	25.0	65.0	0.3	3.0	2
	20	●	0130S03H20	29.1	31.0	75.0	0.3	3.0	2
1.4	3	●	MDA 0140S03H03	5.9	8.0	48.0	0.3	3.0	1
	5	●	0140S03H05	11.9	14.0	55.0	0.3	3.0	1
	10	●	0140S03H10	17.9	20.0	60.0	0.3	3.0	2
	15	●	0140S03H15	25.9	28.0	70.0	0.3	3.0	2
	20	●	0140S03H20	31.9	34.0	75.0	0.3	3.0	2
1.5	3	●	MDA 0150S03H03	5.8	8.0	48.0	0.3	3.0	1
	5	●	0150S03H05	13.8	16.0	55.0	0.3	3.0	1
	10	●	0150S03H10	20.8	23.0	65.0	0.3	3.0	2
	15	●	0150S03H15	25.8	28.0	70.0	0.3	3.0	2
	20	●	0150S03H20	33.8	36.0	75.0	0.3	3.0	2
1.6	3	●	MDA 0160S03H03	7.6	10.0	50.0	0.3	3.0	1
	5	●	0160S03H05	13.6	16.0	55.0	0.3	3.0	1
	10	●	0160S03H10	22.6	25.0	65.0	0.3	3.0	2
	15	●	0160S03H15	29.6	32.0	75.0	0.3	3.0	2
	20	●	0160S03H20	35.6	38.0	80.0	0.3	3.0	2
1.7	3	●	MDA 0170S03H03	7.5	10.0	50.0	0.4	3.0	1
	5	●	0170S03H05	15.5	18.0	60.0	0.4	3.0	1
	10	●	0170S03H10	22.5	25.0	65.0	0.4	3.0	2
	15	●	0170S03H15	29.5	32.0	75.0	0.4	3.0	2
	20	●	0170S03H20	38.5	41.0	80.0	0.4	3.0	2
1.8	3	●	MDA 0180S03H03	7.3	10.0	50.0	0.4	3.0	1
	5	●	0180S03H05	15.3	18.0	60.0	0.4	3.0	1
	10	●	0180S03H10	25.3	28.0	70.0	0.4	3.0	2
	15	●	0180S03H15	32.3	35.0	75.0	0.4	3.0	2
	20	●	0180S03H20	40.3	43.0	85.0	0.4	3.0	2
1.9	3	●	MDA 0190S03H03	7.2	10.0	50.0	0.4	3.0	1
	5	●	0190S03H05	17.2	20.0	60.0	0.4	3.0	1
	10	●	0190S03H10	25.2	28.0	70.0	0.4	3.0	2
	15	●	0190S03H15	32.2	35.0	75.0	0.4	3.0	2
	20	●	0190S03H20	43.2	46.0	85.0	0.4	3.0	2
2.0	3	●	MDA 0200S03H03	7.0	10.0	50.0	0.4	3.0	1
	5	●	0200S03H05	17.0	20.0	60.0	0.4	3.0	1
	10	●	0200S03H10	27.0	30.0	70.0	0.4	3.0	2
	15	●	0200S03H15	37.0	40.0	80.0	0.4	3.0	2
	20	●	0200S03H20	45.0	48.0	90.0	0.4	3.0	2

材质 DLX1700

刀体 刃径 ø2.1～3.0mm

尺寸(mm)

刃径 DC	孔深 (L/D)	库存	型号	有效长度 LU	沟槽长度 LCF	全长 OAL	前端 PL	柄径 DCON	Fig
2.1	3	●	MDA 0210S03H03	9.9	13.0	55.0	0.4	3.0	1
	5	●	0210S03H05	18.9	22.0	65.0	0.4	3.0	1
	10	●	0210S03H10	26.9	30.0	70.0	0.4	3.0	2
	15	●	0210S03H15	36.9	40.0	80.0	0.4	3.0	2
	20	●	0210S03H20	46.9	50.0	95.0	0.4	3.0	2
2.2	3	●	MDA 0220S03H03	9.7	13.0	55.0	0.5	3.0	1
	5	●	0220S03H05	18.7	22.0	65.0	0.5	3.0	1
	10	●	0220S03H10	28.7	32.0	75.0	0.5	3.0	2
	15	●	0220S03H15	38.7	42.0	85.0	0.5	3.0	2
	20	●	0220S03H20	47.7	51.0	95.0	0.5	3.0	2
2.3	3	●	MDA 0230S03H03	9.6	13.0	55.0	0.5	3.0	1
	5	●	0230S03H05	20.6	24.0	65.0	0.5	3.0	1
	10	●	0230S03H10	28.6	32.0	75.0	0.5	3.0	2
	15	●	0230S03H15	41.6	45.0	85.0	0.5	3.0	2
	20	●	0230S03H20	49.6	53.0	100.0	0.5	3.0	2
2.4	3	●	MDA 0240S03H03	9.4	13.0	55.0	0.5	3.0	1
	5	●	0240S03H05	20.4	24.0	65.0	0.5	3.0	1
	10	●	0240S03H10	31.4	35.0	75.0	0.5	3.0	2
	15	●	0240S03H15	41.4	45.0	85.0	0.5	3.0	2
	20	●	0240S03H20	52.4	56.0	100.0	0.5	3.0	2
2.5	3	●	MDA 0250S03H03	9.3	13.0	55.0	0.5	3.0	1
	5	●	0250S03H05	22.3	26.0	65.0	0.5	3.0	1
	10	●	0250S03H10	31.3	35.0	75.0	0.5	3.0	2
	15	●	0250S03H15	41.3	45.0	85.0	0.5	3.0	2
	20	●	0250S03H20	56.3	60.0	105.0	0.5	3.0	2
2.6	3	●	MDA 0260S03H03	11.1	15.0	60.0	0.5	3.0	1
	5	●	0260S03H05	22.1	26.0	70.0	0.5	3.0	1
	10	●	0260S03H10	34.1	38.0	80.0	0.5	3.0	2
	15	●	0260S03H15	46.1	50.0	90.0	0.5	3.0	2
	20	●	0260S03H20	57.1	61.0	105.0	0.5	3.0	2
2.7	3	●	MDA 0270S03H03	11.0	15.0	60.0	0.6	3.0	1
	5	●	0270S03H05	24.0	28.0	70.0	0.6	3.0	1
	10	●	0270S03H10	34.0	38.0	80.0	0.6	3.0	2
	15	●	0270S03H15	46.0	50.0	90.0	0.6	3.0	2
	20	●	0270S03H20	59.0	63.0	105.0	0.6	3.0	2
2.8	3	●	MDA 0280S03H03	10.8	15.0	60.0	0.6	3.0	1
	5	●	0280S03H05	23.8	28.0	70.0	0.6	3.0	1
	10	●	0280S03H10	35.8	40.0	80.0	0.6	3.0	2
	15	●	0280S03H15	50.8	55.0	95.0	0.6	3.0	2
	20	●	0280S03H20	60.8	65.0	110.0	0.6	3.0	2
2.9	3	●	MDA 0290S03H03	10.7	15.0	60.0	0.6	3.0	1
	5	●	0290S03H05	25.7	30.0	70.0	0.6	3.0	1
	10	●	0290S03H10	35.7	40.0	80.0	0.6	3.0	2
	15	●	0290S03H15	50.7	55.0	95.0	0.6	3.0	2
	20	●	0290S03H20	62.7	67.0	110.0	0.6	3.0	2
3.0	3	●	MDA 0300S03H03	10.5	15.0	60.0	0.6	3.0	1
	5	●	0300S03H05	25.5	30.0	70.0	0.6	3.0	1
	10	●	0300S03H10	37.5	42.0	82.0	0.6	3.0	2
	15	●	0300S03H15	53.5	58.0	98.0	0.6	3.0	2
	20	●	0300S03H20	64.5	69.0	110.0	0.6	3.0	2

材质 DLX1700

●记号：标准库存品(新产品、扩充品)

MDA型

铝合金 铜合金

New 极光涂层X DLC 3D 5D 10D

※h6公差参照N36

Fig 1 L/D=3・5D 双刃带

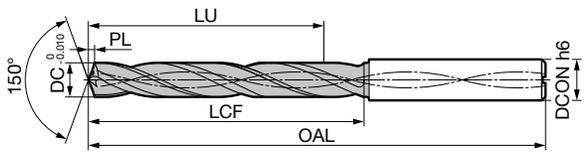

Fig 2 L/D=10D 双刃带

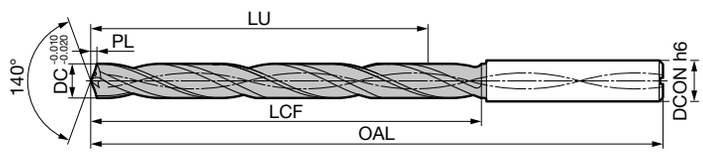

刀体 刃径ø3.1～4.5mm

尺寸(mm)

刃径 DC	孔深 (L/D)	库存	型号	有效长度 LU	沟槽长度 LCF	全长 OAL	前端 PL	柄径 DCON	Fig
3.1	3	●	MDA 0310S04H03	15.8	20.4	72.4	0.4	4.0	1
	5	●	0310S04H05	27.8	32.4	86.4	0.4	4.0	1
	10	●	0310S04H10	44.9	49.6	106.6	0.6	4.0	2
3.2	3	●	MDA 0320S04H03	15.6	20.4	72.4	0.4	4.0	1
	5	●	0320S04H05	27.6	32.4	86.4	0.4	4.0	1
	10	●	0320S04H10	44.8	49.6	106.6	0.6	4.0	2
3.3	3	●	MDA 0330S04H03	15.5	20.4	72.4	0.4	4.0	1
	5	●	0330S04H05	27.5	32.4	86.4	0.4	4.0	1
	10		0330S04H10	44.7	49.6	106.6	0.6	4.0	2
3.4	3		MDA 0340S04H03	15.4	20.5	72.5	0.5	4.0	1
	5	●	0340S04H05	27.4	32.5	86.5	0.5	4.0	1
	10	●	0340S04H10	44.5	49.6	106.6	0.6	4.0	2
3.5	3	●	MDA 0350S04H03	15.2	20.5	72.5	0.5	4.0	1
	5	●	0350S04H05	27.2	32.5	86.5	0.5	4.0	1
	10	●	0350S04H10	44.4	49.6	106.6	0.6	4.0	2
3.6	3		MDA 0360S04H03	17.6	23.0	72.5	0.5	4.0	1
	5	●	0360S04H05	31.1	36.5	86.5	0.5	4.0	1
	10	●	0360S04H10	51.3	56.7	106.7	0.7	4.0	2
3.65	3	●	MDA 0365S04H03	17.4	23.0	72.5	0.5	4.0	1
	5	●	0365S04H05	30.9	36.5	86.5	0.5	4.0	1
3.66	5	●	MDA 0366S04H05	30.9	36.5	86.5	0.5	4.0	1
3.7	3		MDA 0370S04H03	17.4	23.0	72.5	0.5	4.0	1
	5	●	0370S04H05	30.9	36.5	86.5	0.5	4.0	1
	10		0370S04H10	51.1	56.7	106.7	0.7	4.0	2
3.8	3		MDA 0380S04H03	17.3	23.0	72.5	0.5	4.0	1
	5	●	0380S04H05	30.8	36.5	86.5	0.5	4.0	1
	10		0380S04H10	51.0	56.7	106.7	0.7	4.0	2
3.9	3		MDA 0390S04H03	17.2	23.0	72.5	0.5	4.0	1
	5	●	0390S04H05	30.7	36.5	86.5	0.5	4.0	1
	10		0390S04H10	50.9	56.7	106.7	0.7	4.0	2
4.0	3	●	MDA 0400S04H03	17.0	23.0	72.5	0.5	4.0	1
	5	●	0400S04H05	30.5	36.5	86.5	0.5	4.0	1
	10	●	0400S04H10	50.7	56.7	106.7	0.7	4.0	2
4.1	3	●	MDA 0410S06H03	19.4	25.5	80.5	0.5	6.0	1
	5	●	0410S06H05	34.4	40.5	98.5	0.5	6.0	1
	10		0410S06H10	57.6	63.7	121.7	0.7	6.0	2
4.2	3	●	MDA 0420S06H03	19.3	25.6	80.6	0.6	6.0	1
	5	●	0420S06H05	34.3	40.6	98.6	0.6	6.0	1
	10		0420S06H10	57.5	63.8	121.8	0.8	6.0	2
4.3	3		MDA 0430S06H03	19.1	25.6	80.6	0.6	6.0	1
	5	●	0430S06H05	34.1	40.6	98.6	0.6	6.0	1
	10		0430S06H10	57.3	63.8	121.8	0.8	6.0	2
4.4	3		MDA 0440S06H03	19.0	25.6	80.6	0.6	6.0	1
	5	●	0440S06H05	34.0	40.6	98.6	0.6	6.0	1
	10		0440S06H10	57.2	63.8	121.8	0.8	6.0	2
4.5	3	●	MDA 0450S06H03	18.9	25.6	80.6	0.6	6.0	1
	5	●	0450S06H05	33.9	40.6	98.6	0.6	6.0	1
	10	●	0450S06H10	57.1	63.8	121.8	0.8	6.0	2

材质 DLX1700

刀体 刃径ø4.6～6.0mm

尺寸(mm)

刃径 DC	孔深 (L/D)	库存	型号	有效长度 LU	沟槽长度 LCF	全长 OAL	前端 PL	柄径 DCON	Fig
4.6	3	●	MDA 0460S06H03	20.7	27.6	80.6	0.6	6.0	1
	5	●	0460S06H05	37.7	44.6	98.6	0.6	6.0	1
	10		0460S06H10	61.9	68.8	121.8	0.8	6.0	2
4.7	3		MDA 0470S06H03	20.6	27.6	80.6	0.6	6.0	1
	5	●	0470S06H05	37.6	44.6	98.6	0.6	6.0	1
	10		0470S06H10	61.8	68.9	121.9	0.9	6.0	2
4.8	3		MDA 0480S06H03	20.4	27.6	80.6	0.6	6.0	1
	5	●	0480S06H05	37.4	44.6	98.6	0.6	6.0	1
	10	●	0480S06H10	61.7	68.9	121.9	0.9	6.0	2
4.9	3		MDA 0490S06H03	20.5	27.7	80.7	0.7	6.0	1
	5	●	0490S06H05	37.5	44.7	98.7	0.7	6.0	1
	10	●	0490S06H10	61.7	68.9	121.9	0.9	6.0	2
5.0	3	●	MDA 0500S06H03	20.2	27.7	80.7	0.7	6.0	1
	5	●	0500S06H05	37.2	44.7	98.7	0.7	6.0	1
	10	●	0500S06H10	61.4	68.9	121.9	0.9	6.0	2
5.1	3		MDA 0510S06H03	20.5	28.2	82.7	0.7	6.0	1
	5	●	0510S06H05	37.0	44.7	100.7	0.7	6.0	1
	10	●	0510S06H10	70.3	77.9	136.9	0.9	6.0	2
5.2	3	●	MDA 0520S06H03	20.4	28.2	82.7	0.7	6.0	1
	5	●	0520S06H05	36.9	44.7	100.7	0.7	6.0	1
	10		0520S06H10	70.1	77.9	136.9	0.9	6.0	2
5.3	3	●	MDA 0530S06H03	20.3	28.2	82.7	0.7	6.0	1
	5	●	0530S06H05	36.8	44.7	100.7	0.7	6.0	1
	10		0530S06H10	70.0	78.0	137.0	1.0	6.0	2
5.4	3		MDA 0540S06H03	20.1	28.2	82.7	0.7	6.0	1
	5	●	0540S06H05	36.6	44.7	100.7	0.7	6.0	1
	10		0540S06H10	69.9	78.0	137.0	1.0	6.0	2
5.5	3	●	MDA 0550S06H03	20.0	28.2	82.7	0.7	6.0	1
	5	●	0550S06H05	36.5	44.7	100.7	0.7	6.0	1
	10	●	0550S06H10	69.8	78.0	137.0	1.0	6.0	2
5.6	3		MDA 0560S06H03	22.3	30.7	82.7	0.8	6.0	1
	5	●	0560S06H05	40.3	48.7	100.7	0.8	6.0	1
	10	●	0560S06H10	76.6	85.0	137.0	1.0	6.0	2
5.7	3		MDA 0570S06H03	22.2	30.8	82.8	0.8	6.0	1
	5	●	0570S06H05	40.2	48.8	100.8	0.8	6.0	1
	10		0570S06H10	76.5	85.0	137.0	1.0	6.0	2
5.8	3		MDA 0580S06H03	22.1	30.8	82.8	0.8	6.0	1
	5	●	0580S06H05	40.1	48.8	100.8	0.8	6.0	1
	10	●	0580S06H10	76.4	85.1	137.1	1.1	6.0	2
5.9	3	●	MDA 0590S06H03	21.9	30.8	82.8	0.8	6.0	1
	5	●	0590S06H05	39.9	48.8	100.8	0.8	6.0	1
	10	●	0590S06H10	76.2	85.1	137.1	1.1	6.0	2
6.0	3	●	MDA 0600S06H03	21.8	30.8	82.8	0.8	6.0	1
	5	●	0600S06H05	39.8	48.8	100.8	0.8	6.0	1
	10	●	0600S06H10	76.1	85.1	137.1	1.1	6.0	2

材质 DLX1700

MDA型

铝合金 铜合金

New 极光涂层X DLC 3D 5D 10D

※h6公差参照N36

Fig 1 L/D=3・5D 双刃带

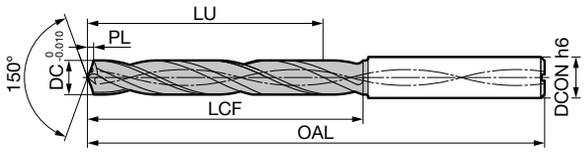

Fig 2 L/D=10D 双刃带

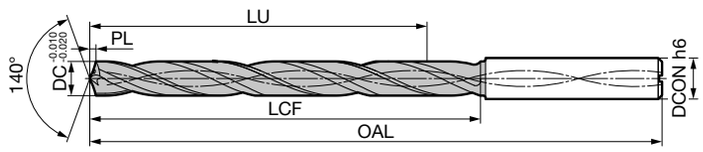

刀体 刃径 ø6.1～7.5mm

尺寸(mm)

刃径 DC	孔深 (L/D)	库存	型号	有效长度 LU	沟槽长度 LCF	全长 OAL	前端 PL	柄径 DCON	Fig
6.1	3		MDA 0610S08H03	24.2	33.3	88.8	0.8	8.0	1
	5	●	0610S08H05	43.7	52.8	109.8	0.8	8.0	1
	10	●	0610S08H10	83.0	92.1	152.1	1.1	8.0	2
6.2	3		MDA 0620S08H03	24.0	33.3	88.8	0.8	8.0	1
	5	●	0620S08H05	43.5	52.8	109.8	0.8	8.0	1
	10		0620S08H10	82.8	92.1	152.1	1.1	8.0	2
6.3	3		MDA 0630S08H03	23.9	33.3	88.8	0.8	8.0	1
	5	●	0630S08H05	43.4	52.8	109.8	0.8	8.0	1
	10		0630S08H10	82.7	92.1	152.1	1.1	8.0	2
6.4	3		MDA 0640S08H03	23.8	33.4	88.9	0.9	8.0	1
	5	●	0640S08H05	43.3	52.9	109.9	0.9	8.0	1
	10		0640S08H10	82.6	92.2	152.2	1.2	8.0	2
6.5	3	●	MDA 0650S08H03	23.6	33.4	88.9	0.9	8.0	1
	5	●	0650S08H05	43.1	52.9	109.9	0.9	8.0	1
	10	●	0650S08H10	82.4	92.2	152.2	1.2	8.0	2
6.6	3		MDA 0660S08H03	24.0	33.9	88.9	0.9	8.0	1
	5	●	0660S08H05	45.0	54.9	109.9	0.9	8.0	1
	10		0660S08H10	87.3	97.2	152.2	1.2	8.0	2
6.7	3	●	MDA 0670S08H03	24.0	33.9	88.9	0.9	8.0	1
	5	●	0670S08H05	45.0	54.9	109.9	0.9	8.0	1
	10		0670S08H10	87.3	97.2	152.2	1.2	8.0	2
6.8	3	●	MDA 0680S08H03	23.7	33.9	88.9	0.9	8.0	1
	5	●	0680S08H05	44.7	54.9	109.9	0.9	8.0	1
	10	●	0680S08H10	87.0	97.2	152.2	1.2	8.0	2
6.9	3		MDA 0690S08H03	23.6	33.9	88.9	0.9	8.0	1
	5		0690S08H05	44.6	54.9	109.9	0.9	8.0	1
	10		0690S08H10	86.9	97.3	152.3	1.3	8.0	2
7.0	3	●	MDA 0700S08H03	23.4	33.9	88.9	0.9	8.0	1
	5	●	0700S08H05	44.4	54.9	109.9	0.9	8.0	1
	10	●	0700S08H10	86.8	97.3	152.3	1.3	8.0	2
7.1	3		MDA 0710S08H03	27.8	38.4	94.9	1.0	8.0	1
	5	●	0710S08H05	50.3	60.9	118.9	1.0	8.0	1
	10		0710S08H10	95.6	106.3	167.3	1.3	8.0	2
7.2	3		MDA 0720S08H03	27.7	38.5	95.0	1.0	8.0	1
	5	●	0720S08H05	50.2	61.0	119.0	1.0	8.0	1
	10		0720S08H10	95.5	106.3	167.3	1.3	8.0	2
7.3	3		MDA 0730S08H03	27.5	38.5	95.0	1.0	8.0	1
	5	●	0730S08H05	50.0	61.0	119.0	1.0	8.0	1
	10		0730S08H10	95.4	106.3	167.3	1.3	8.0	2
7.35	3	●	MDA 0735S08H03	27.4	38.5	95.0	1.0	8.0	1
	5	●	0735S08H05	49.9	61.0	119.0	1.0	8.0	1
7.4	3	●	MDA 0740S08H03	27.4	38.5	95.0	1.0	8.0	1
	5	●	0740S08H05	49.9	61.0	119.0	1.0	8.0	1
	10		0740S08H10	95.2	106.3	167.3	1.3	8.0	2
7.5	3	●	MDA 0750S08H03	27.3	38.5	95.0	1.0	8.0	1
	5	●	0750S08H05	49.8	61.0	119.0	1.0	8.0	1
	10	●	0750S08H10	95.1	106.4	167.4	1.4	8.0	2

材质 DLX1700

刀体 刃径 ø7.6～9.0mm

尺寸(mm)

刃径 DC	孔深 (L/D)	库存	型号	有效长度 LU	沟槽长度 LCF	全长 OAL	前端 PL	柄径 DCON	Fig
7.6	3		MDA 0760S08H03	29.6	41.0	95.0	1.0	8.0	1
	5	●	0760S08H05	53.6	65.0	119.0	1.0	8.0	1
	10		0760S08H10	102.0	113.4	167.4	1.4	8.0	2
7.7	3		MDA 0770S08H03	29.5	41.0	95.0	1.0	8.0	1
	5	●	0770S08H05	53.5	65.0	119.0	1.0	8.0	1
	10		0770S08H10	101.9	113.4	167.4	1.4	8.0	2
7.8	3	●	MDA 0780S08H03	29.3	41.0	95.0	1.0	8.0	1
	5	●	0780S08H05	53.3	65.0	119.0	1.0	8.0	1
	10	●	0780S08H10	101.7	113.4	167.4	1.4	8.0	2
7.9	3		MDA 0790S08H03	29.2	41.1	95.1	1.1	8.0	1
	5	●	0790S08H05	53.2	65.1	119.1	1.1	8.0	1
	10		0790S08H10	101.6	113.4	167.4	1.4	8.0	2
8.0	3	●	MDA 0800S08H03	29.1	41.1	95.1	1.1	8.0	1
	5	●	0800S08H05	53.1	65.1	119.1	1.1	8.0	1
	10	●	0800S08H10	101.5	113.5	167.5	1.5	8.0	2
8.1	3		MDA 0810S10H03	31.4	43.6	101.1	1.1	10.0	1
	5	●	0810S10H05	56.9	69.1	128.1	1.1	10.0	1
	10	●	0810S10H10	108.3	120.5	182.5	1.5	10.0	2
8.2	3		MDA 0820S10H03	31.3	43.6	101.1	1.1	10.0	1
	5	●	0820S10H05	56.8	69.1	128.1	1.1	10.0	1
	10	●	0820S10H10	108.2	120.5	182.5	1.5	10.0	2
8.3	3		MDA 0830S10H03	31.2	43.6	101.1	1.1	10.0	1
	5	●	0830S10H05	56.7	69.1	128.1	1.1	10.0	1
	10		0830S10H10	108.1	120.5	182.5	1.5	10.0	2
8.4	3		MDA 0840S10H03	31.0	43.6	101.1	1.1	10.0	1
	5	●	0840S10H05	56.5	69.1	128.1	1.1	10.0	1
	10		0840S10H10	107.9	120.5	182.5	1.5	10.0	2
8.5	3	●	MDA 0850S10H03	31.0	43.6	101.1	1.1	10.0	1
	5	●	0850S10H05	56.5	69.1	128.1	1.1	10.0	1
	10	●	0850S10H10	107.9	120.5	182.5	1.5	10.0	2
8.6	3	●	MDA 0860S10H03	31.2	44.1	101.1	1.2	10.0	1
	5	●	0860S10H05	58.2	71.1	128.1	1.2	10.0	1
	10		0860S10H10	112.7	125.6	182.6	1.6	10.0	2
8.7	3		MDA 0870S10H03	31.1	44.2	101.2	1.2	10.0	1
	5	●	0870S10H05	58.1	71.2	128.2	1.2	10.0	1
	10		0870S10H10	112.5	125.6	182.6	1.6	10.0	2
8.8	3	●	MDA 0880S10H03	31.0	44.2	101.2	1.2	10.0	1
	5	●	0880S10H05	58.0	71.2	128.2	1.2	10.0	1
	10		0880S10H10	112.4	125.6	182.6	1.6	10.0	2
8.9	3		MDA 0890S10H03	30.8	44.2	101.2	1.2	10.0	1
	5	●	0890S10H05	57.8	71.2	128.2	1.2	10.0	1
	10		0890S10H10	112.3	125.6	182.6	1.6	10.0	2
9.0	3	●	MDA 0900S10H03	30.7	44.2	101.2	1.2	10.0	1
	5	●	0900S10H05	57.7	71.2	128.2	1.2	10.0	1
	10	●	0900S10H10	112.1	125.6	182.6	1.6	10.0	2

材质 DLX1700

●记号：标准库存品(新产品、扩充品)

MDA型

铝合金 铜合金

New 极光涂层X DLC 3D 5D 10D

※h6公差参照N36

Fig 1 L/D=3・5D 双刃带

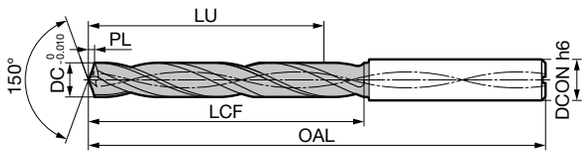

Fig 2 L/D=10D 双刃带

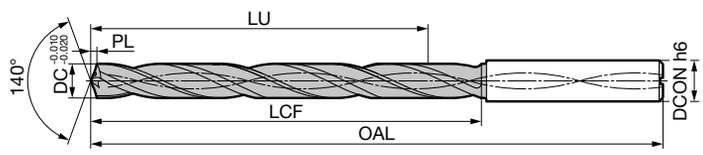

刀体 刃径ø9.1～10.5mm

尺寸(mm)

刃径 DC	孔深 (L/D)	库存	型号	有效长度 LU	沟槽长度 LCF	全长 OAL	前端 PL	柄径 DCON	Fig
9.1	3		MDA 0910S10H03	35.1	48.7	107.2	1.2	10.0	1
	5	●	0910S10H05	63.6	77.2	137.2	1.2	10.0	1
	10		0910S10H10	121.0	134.7	197.7	1.7	10.0	2
9.2	3		MDA 0920S10H03	34.9	48.7	107.2	1.2	10.0	1
	5	●	0920S10H05	63.4	77.2	137.2	1.2	10.0	1
	10		0920S10H10	120.9	134.7	197.7	1.7	10.0	2
9.21	5	●	MDA 0921S10H05	63.3	77.2	137.2	1.2	10.0	1
9.3	3		MDA 0930S10H03	34.8	48.7	107.2	1.2	10.0	1
	5	●	0930S10H05	63.3	77.2	137.2	1.2	10.0	1
	10	●	0930S10H10	120.7	134.7	197.7	1.7	10.0	2
9.4	3	●	MDA 0940S10H03	34.7	48.8	107.3	1.3	10.0	1
	5	●	0940S10H05	63.2	77.3	137.3	1.3	10.0	1
	10		0940S10H10	120.6	134.7	197.7	1.7	10.0	2
9.5	3	●	MDA 0950S10H03	34.5	48.8	107.3	1.3	10.0	1
	5	●	0950S10H05	63.0	77.3	137.3	1.3	10.0	1
	10	●	0950S10H10	120.5	134.7	197.7	1.7	10.0	2
9.6	3	●	MDA 0960S10H03	36.9	51.3	107.3	1.3	10.0	1
	5	●	0960S10H05	66.9	81.3	137.3	1.3	10.0	1
	10		0960S10H10	127.3	141.7	197.7	1.7	10.0	2
9.7	3		MDA 0970S10H03	36.7	51.3	107.3	1.3	10.0	1
	5		0970S10H05	66.7	81.3	137.3	1.3	10.0	1
	10		0970S10H10	127.2	141.8	197.8	1.8	10.0	2
9.8	3		MDA 0980S10H03	36.6	51.3	107.3	1.3	10.0	1
	5	●	0980S10H05	66.6	81.3	137.3	1.3	10.0	1
	10	●	0980S10H10	127.1	141.8	197.8	1.8	10.0	2
9.9	3		MDA 0990S10H03	36.5	51.3	107.3	1.3	10.0	1
	5		0990S10H05	66.5	81.3	137.3	1.3	10.0	1
	10		0990S10H10	127.0	141.8	197.8	1.8	10.0	2
10.0	3	●	MDA 1000S10H03	36.3	51.3	107.3	1.3	10.0	1
	5	●	1000S10H05	66.3	81.3	137.3	1.3	10.0	1
	10	●	1000S10H10	126.8	141.8	197.8	1.8	10.0	2
10.1	3	●	MDA 1010S12H03	38.7	53.8	117.3	1.4	12.0	1
	5	●	1010S12H05	70.2	85.3	150.3	1.4	12.0	1
	10		1010S12H10	133.7	148.8	216.8	1.8	12.0	2
10.2	3		MDA 1020S12H03	38.6	53.9	117.4	1.4	12.0	1
	5		1020S12H05	70.1	85.4	150.4	1.4	12.0	1
	10		1020S12H10	133.6	148.9	216.9	1.9	12.0	2
10.3	3	●	MDA 1030S12H03	38.6	53.9	117.4	1.4	12.0	1
	5	●	1030S12H05	70.1	85.4	150.4	1.4	12.0	1
	10		1030S12H10	133.6	148.9	216.9	1.9	12.0	2
10.4	3	●	MDA 1040S12H03	38.3	53.9	117.4	1.4	12.0	1
	5	●	1040S12H05	69.8	85.4	150.4	1.4	12.0	1
	10		1040S12H10	133.3	148.9	216.9	1.9	12.0	2
10.5	3	●	MDA 1050S12H03	38.2	53.9	117.4	1.4	12.0	1
	5	●	1050S12H05	69.7	85.4	150.4	1.4	12.0	1
	10	●	1050S12H10	133.2	148.9	216.9	1.9	12.0	2

材质 DLX1700

刀体 刃径ø10.6～12.0mm

尺寸(mm)

刃径 DC	孔深 (L/D)	库存	型号	有效长度 LU	沟槽长度 LCF	全长 OAL	前端 PL	柄径 DCON	Fig
10.6	3	●	MDA 1060S12H03	38.5	54.4	117.4	1.4	12.0	1
	5	●	1060S12H05	71.5	87.4	150.4	1.4	12.0	1
	10		1060S12H10	138.0	153.9	216.9	1.9	12.0	2
10.7	3		MDA 1070S12H03	38.4	54.4	117.4	1.4	12.0	1
	5		1070S12H05	71.4	87.4	150.4	1.4	12.0	1
	10		1070S12H10	137.9	153.9	216.9	1.9	12.0	2
10.8	3		MDA 1080S12H03	38.2	54.4	117.4	1.4	12.0	1
	5	●	1080S12H05	71.2	87.4	150.4	1.4	12.0	1
	10	●	1080S12H10	137.8	154.0	217.0	2.0	12.0	2
10.9	3		MDA 1090S12H03	38.1	54.5	117.5	1.5	12.0	1
	5		1090S12H05	71.1	87.5	150.5	1.5	12.0	1
	10		1090S12H10	137.6	154.0	217.0	2.0	12.0	2
11.0	3	●	MDA 1100S12H03	38.0	54.5	117.5	1.5	12.0	1
	5	●	1100S12H05	71.0	87.5	150.5	1.5	12.0	1
	10	●	1100S12H10	137.5	154.0	217.0	2.0	12.0	2
11.1	3	●	MDA 1110S12H03	42.3	59.0	123.5	1.5	12.0	1
	5	●	1110S12H05	76.8	93.5	159.5	1.5	12.0	1
	10		1110S12H10	146.4	163.0	232.0	2.0	12.0	2
11.2	3		MDA 1120S12H03	42.2	59.0	123.5	1.5	12.0	1
	5	●	1120S12H05	76.7	93.5	159.5	1.5	12.0	1
	10		1120S12H10	146.2	163.0	232.0	2.0	12.0	2
11.3	3		MDA 1130S12H03	42.1	59.0	123.5	1.5	12.0	1
	5		1130S12H05	76.6	93.5	159.5	1.5	12.0	1
	10		1130S12H10	146.1	163.1	232.1	2.1	12.0	2
11.4	3		MDA 1140S12H03	41.9	59.0	123.5	1.5	12.0	1
	5	●	1140S12H05	76.4	93.5	159.5	1.5	12.0	1
	10		1140S12H10	146.0	163.1	232.1	2.1	12.0	2
11.5	3	●	MDA 1150S12H03	41.8	59.0	123.5	1.5	12.0	1
	5	●	1150S12H05	76.3	93.5	159.5	1.5	12.0	1
	10	●	1150S12H10	145.8	163.1	232.1	2.1	12.0	2
11.6	3		MDA 1160S12H03	44.1	61.5	123.5	1.6	12.0	1
	5		1160S12H05	80.1	97.5	159.5	1.6	12.0	1
	10		1160S12H10	152.7	170.1	232.1	2.1	12.0	2
11.7	3		MDA 1170S12H03	44.0	61.6	123.6	1.6	12.0	1
	5		1170S12H05	80.0	97.6	159.6	1.6	12.0	1
	10		1170S12H10	152.6	170.1	232.1	2.1	12.0	2
11.8	3		MDA 1180S12H03	43.9	61.6	123.6	1.6	12.0	1
	5	●	1180S12H05	79.9	97.6	159.6	1.6	12.0	1
	10		1180S12H10	152.4	170.1	232.1	2.1	12.0	2
11.9	3		MDA 1190S12H03	43.7	61.6	123.6	1.6	12.0	1
	5		1190S12H05	79.7	97.6	159.6	1.6	12.0	1
	10		1190S12H10	152.3	170.2	232.2	2.2	12.0	2
12.0	3	●	MDA 1200S12H03	43.6	61.6	123.6	1.6	12.0	1
	5	●	1200S12H05	79.6	97.6	159.6	1.6	12.0	1
	10	●	1200S12H10	152.2	170.2	232.2	2.2	12.0	2

材质 DLX1700

MDA型

推荐切削条件(L/D=3D,5D)

被削材	铝合金铸件/铝合金压铸件 ADC、AC(硬度≤100HB)		铝合金铸件/铝合金压铸件 ADC、AC(硬度＞100HB)		铝合金 硬铝类 Al-Zn-Mg类(7075)		铝合金延展材料 Al-Mg类(5052)	
刃径(mm)	切削速度(m/min)	进给量(mm/rev)	切削速度(m/min)	进给量(mm/rev)	切削速度(m/min)	进给量(mm/rev)	切削速度(m/min)	进给量(mm/rev)
～ø2.00	50 - 120	0.05 - 0.40	50 - 120	0.05 - 0.15	40 - 90	0.05 - 0.20	50 - 120	0.04 - 0.08
～ø3.00	60 - 150	0.10 - 0.60	60 - 150	0.05 - 0.20	50 - 100	0.10 - 0.30	60 - 150	0.04 - 0.08
～ø4.00	60 - 150	0.15 - 0.80	60 - 150	0.10 - 0.25	50 - 120	0.15 - 0.40	60 - 150	0.05 - 0.12
～ø6.00	80 - 200	0.20 - 1.20	80 - 200	0.10 - 0.40	80 - 180	0.20 - 0.60	80 - 200	0.08 - 0.18
～ø8.00	100 - 200	0.20 - 1.20	100 - 200	0.10 - 0.40	80 - 180	0.20 - 0.80	100 - 200	0.10 - 0.20
～ø10.00	100 - 200	0.20 - 1.20	100 - 200	0.10 - 0.40	100 - 180	0.20 - 0.80	100 - 200	0.10 - 0.25
～ø12.00	120 - 250	0.20 - 1.20	120 - 250	0.10 - 0.40	120 - 200	0.20 - 0.80	120 - 250	0.10 - 0.30

- 上述推荐切削条件表为使用水溶性切削油剂时的值。
- 请使用内冷式。
- ø3以下时推荐切削油剂供给压在2.0MPa以上、ø3以上时推荐切削油剂供给压在1.5MPa以上。
- 钻头跳动请控制在0.02mm以下。
- 产生异常声音或振动声音等异常时，根据具体情况调整切削条件。
- 铸件通孔加工时，建议使用推荐的下限条件。

推荐切削条件(L/D=10D以上)

被削材	铝合金铸件/铝合金压铸件 ADC、AC(硬度≤100HB)		铝合金铸件/铝合金压铸件 ADC、AC(硬度＞100HB)		铝合金 硬铝类 Al-Zn-Mg类(7075)		铝合金延展材料 Al-Mg类(5052)	
刃径(mm)	切削速度(m/min)	进给量(mm/rev)	切削速度(m/min)	进给量(mm/rev)	切削速度(m/min)	进给量(mm/rev)	切削速度(m/min)	进给量(mm/rev)
～ø2.00	50 - 100	0.05 - 0.20	50 - 100	0.05 - 0.10	40 - 60	0.05 - 0.15	50 - 100	0.04 - 0.08
～ø3.00	60 - 120	0.10 - 0.30	60 - 120	0.05 - 0.15	50 - 80	0.10 - 0.20	60 - 120	0.04 - 0.08
～ø4.00	60 - 120	0.15 - 0.40	60 - 120	0.10 - 0.20	50 - 100	0.10 - 0.25	60 - 120	0.04 - 0.10
～ø6.00	80 - 150	0.20 - 0.60	80 - 150	0.10 - 0.30	60 - 120	0.15 - 0.30	80 - 150	0.06 - 0.12
～ø8.00	80 - 180	0.20 - 0.60	80 - 180	0.10 - 0.30	80 - 150	0.20 - 0.40	80 - 180	0.08 - 0.15
～ø10.00	100 - 180	0.20 - 0.60	100 - 180	0.10 - 0.30	100 - 150	0.20 - 0.40	100 - 180	0.10 - 0.20
～ø12.00	120 - 200	0.20 - 0.60	120 - 200	0.10 - 0.30	120 - 180	0.20 - 0.40	120 - 200	0.10 - 0.25

- 上述推荐切削条件表为使用水溶性切削油剂时的值。
- 请使用内冷式。
- ø3以下时推荐切削油剂供给压在2.0MPa以上、ø3以上时推荐切削油剂供给压在1.5MPa以上。
- 钻头跳动请控制在0.02mm以下。
- 产生异常声音或振动声音等异常时，根据具体情况调整切削条件。
- 铸件通孔加工不推荐使用10D(以上)钻头。
- 10D以上的钻孔加工可能会发生异常，因此请先加工引导孔(孔深1D～2D)。
- 导孔加工请使用3D(5D)的钻头。(加工导孔时请根据“10D以上推荐进给量”降低条件进行加工)

MEMO

NHGS型

■ 特长

●实现高效钻孔

采用极光涂层(DLC涂层)和低阻力WL(加宽L)横刃修薄，大幅减小切削阻力

●实现稳定钻孔

采用刀尖技术和双宽刃带设计，可进行高品质钻孔

●实现长寿命

通过极光涂层和刀尖形状实现稳定长寿命

●可加工深孔

也可接单生产深孔加工用钻头

(制作可能的刃径范围　刃径：ø3.0～ø16.0mm
全长：敬请咨询)

■ 系列构成(库存尺寸)

供油方法	型号	刃径范围 (mm)	孔深(L/D)
内冷	MDW□□□□NHGS3	ø3.0～16.0	～3
	MDW□□□□NHGS5		～5
	MDW□□□□NHGS10	ø3.0～13.0	～10

■ 性能

切削阻力

●切削阻力小，进给量达到以往的2～4倍！

NHGS型的切削阻力为
其他公司产品30°螺旋角的1/2⇒进给量2倍！
其他公司产品弱螺旋角的1/3⇒进给量3倍！
直刃的1/4⇒进给量4倍！

轴向力

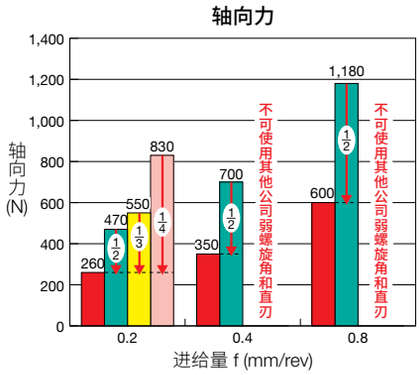

使用刀具：MDW 0800NHGS5(DL1300)	被削材：ADC12
切削速度：vc=200m/min	设　备：立式MC(BT30)
供 油：内冷式(1.5MPa)	油　剂：乳化液(稀释约25倍)

加工面品质

●进给范围广，表面粗糙度良好！

从低进给至高进给，
Ra=0.11～0.25
Rz(JIS)=0.66～1.62，加工面品质良好

表面粗糙度

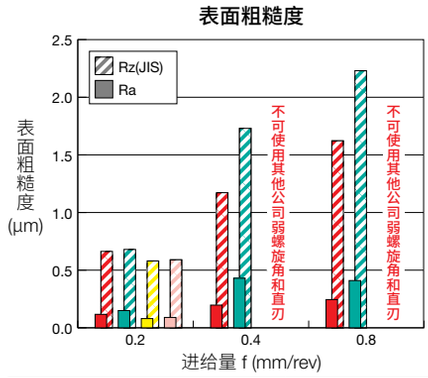

通用例(通用)

使用刀具：MDW 0800NHGS5(DL1300)	被削材：ADC12
切削速度：vc=200m/min	设　备：立式MC(BT30)
供 油：内冷式(1.5MPa)	油　剂：乳化液(稀释约25倍)

加工孔精度(孔径扩大量)

●扩孔量0.01mm以内的稳定孔精度！

从低速至高速进给，
扩大量最小且加工稳定

孔径扩大量

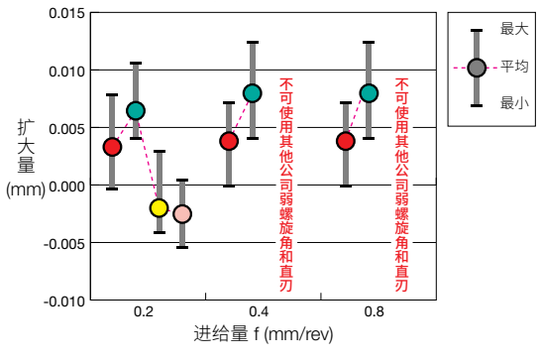

使用刀具：MDW 0800NHGS5(DL1300)	被削材：ADC12
切削速度：vc=200m/min	设　备：立式MC(BT30)
供 油：内冷式(1.5MPa)	油　剂：乳化液(稀释约25倍)

加工孔精度(孔位置精度)

●铸件通孔加工精度为偏芯量±1/10～±1/5以内！

铸件通孔加工精度(孔位置精度)

偏移量＼进给量	0.25mm/rev	0.50mm/rev	0.75mm/rev
0.3mm	±0.03mm	±0.04mm	±0.06mm
0.5mm	±0.05mm	±0.07mm	±0.10mm
以往钻头 0.3mm	±0.09mm	±0.19mm	

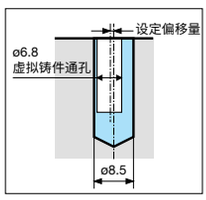

●试验方法
对虚拟铸件通孔(ø6.8)设定0.3mm和0.5mm的偏芯状态，使用ø8.5钻头钻孔后测量其与目标位置间的误差。

铸件通孔加工性能(孔位置精度)

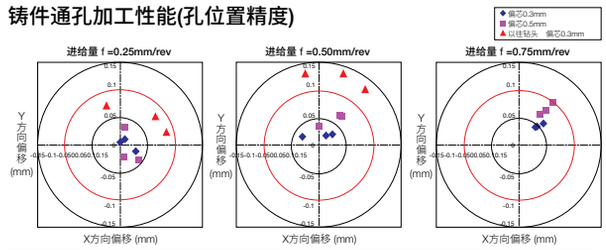

使用刀具：MDW 0850NHGS5(DL1300)	被削材：AC4C-T6
切削速度：vc=200m/min(n=7, 489min⁻¹)	设　备：立式MC(BT30)
供　　油：内冷式	

超级多用途钻头

NHGS型(内冷式)

铝合金 铜合金

极光涂层 DLC　有油孔　3D　5D　10D

※h6公差参照N36

Fig 1 (NHGS3／5型　ø3.0～16.0mm)

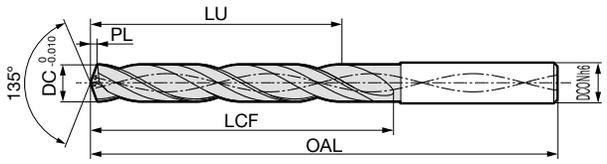

Fig 2 (NHGS10型　ø3.0～16.0mm)

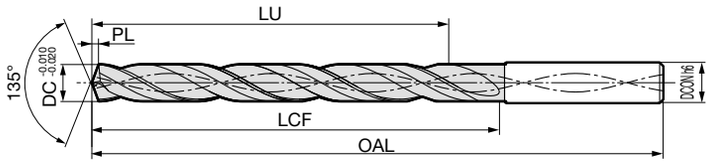

刀体　刃径ø3.0～4.5mm

尺寸(mm)

刃径 DC	孔深 (L/D)	库存	型　号	有效长度 LU	沟槽长度 LCF	全长 OAL	前端 PL	柄径 DCON	Fig
3.0	3	●	MDW 0300NHGS3	13.6	18.1	68.6	0.6	3.0	1
	5	●	0300NHGS5	24.1	28.6	78.6	0.6	3.0	1
	10	●	0300NHGS10	38.1	42.6	92.6	0.6	3.0	2
3.1	3		MDW 0310NHGS3	16.0	20.6	72.6	0.6	4.0	1
	5	●	0310NHGS5	28.0	32.6	86.6	0.6	4.0	1
	10		0310NHGS10	45.0	49.6	106.6	0.6	4.0	2
3.2	3	●	MDW 0320NHGS3	15.9	20.7	72.7	0.7	4.0	1
	5	●	0320NHGS5	27.9	32.7	86.7	0.7	4.0	1
	10	●	0320NHGS10	44.9	49.7	106.7	0.7	4.0	2
3.3	3	●	MDW 0330NHGS3	15.8	20.7	72.7	0.7	4.0	1
	5	●	0330NHGS5	27.8	32.7	86.7	0.7	4.0	1
	10		0330NHGS10	44.8	49.7	106.7	0.7	4.0	2
3.4	3		MDW 0340NHGS3	15.6	20.7	72.7	0.7	4.0	1
	5	●	0340NHGS5	27.6	32.7	86.7	0.7	4.0	1
	10	●	0340NHGS10	44.6	49.7	106.7	0.7	4.0	2
3.5	3	●	MDW 0350NHGS3	15.5	20.7	72.7	0.7	4.0	1
	5	●	0350NHGS5	27.5	32.7	86.7	0.7	4.0	1
	10	●	0350NHGS10	44.5	49.7	106.7	0.7	4.0	2
3.6	3		MDW 0360NHGS3	17.8	23.2	72.7	0.7	4.0	1
	5	●	0360NHGS5	31.3	36.7	86.7	0.7	4.0	1
	10	●	0360NHGS10	51.3	56.7	106.7	0.7	4.0	2
3.65	3	●	MDW 0365NHGS3	17.8	23.3	72.8	0.8	4.0	1
	5	●	0365NHGS5	31.3	36.8	86.8	0.8	4.0	1
	10		0365NHGS10	51.3	56.8	106.8	0.8	4.0	2
3.66	3		MDW 0366NHGS3	17.8	23.3	72.8	0.8	4.0	1
	5	●	0366NHGS5	31.3	36.8	86.8	0.8	4.0	1
	10		0366NHGS10	51.3	56.8	106.8	0.8	4.0	2
3.7	3		MDW 0370NHGS3	17.8	23.3	72.8	0.8	4.0	1
	5	●	0370NHGS5	31.3	36.8	86.8	0.8	4.0	1
	10		0370NHGS10	51.3	56.8	106.8	0.8	4.0	2
3.8	3		MDW 0380NHGS3	17.6	23.3	72.8	0.8	4.0	1
	5	●	0380NHGS5	31.1	36.8	86.8	0.8	4.0	1
	10		0380NHGS10	51.1	56.8	106.8	0.8	4.0	2
3.9	3		MDW 0390NHGS3	17.5	23.3	72.8	0.8	4.0	1
	5	●	0390NHGS5	31.0	36.8	86.8	0.8	4.0	1
	10	●	0390NHGS10	51.0	56.8	106.8	0.8	4.0	2
4.0	3	●	MDW 0400NHGS3	17.3	23.3	72.8	0.8	4.0	1
	5	●	0400NHGS5	30.8	36.8	86.8	0.8	4.0	1
	10	●	0400NHGS10	50.8	56.8	106.8	0.8	4.0	2
4.1	3	●	MDW 0410NHGS3	19.7	25.8	80.8	0.8	5.0	1
	5	●	0410NHGS5	34.7	40.8	98.8	0.8	5.0	1
	10		0410NHGS10	57.7	63.8	121.8	0.8	5.0	2
4.2	3	●	MDW 0420NHGS3	19.6	25.9	80.9	0.9	5.0	1
	5	●	0420NHGS5	34.6	40.9	98.9	0.9	5.0	1
	10		0420NHGS10	57.6	63.9	121.9	0.9	5.0	2
4.3	3		MDW 0430NHGS3	19.5	25.9	80.9	0.9	5.0	1
	5	●	0430NHGS5	34.5	40.9	98.9	0.9	5.0	1
	10		0430NHGS10	57.5	63.9	121.9	0.9	5.0	2
4.4	3		MDW 0440NHGS3	19.3	25.9	80.9	0.9	5.0	1
	5	●	0440NHGS5	34.3	40.9	98.9	0.9	5.0	1
	10		0440NHGS10	57.3	63.9	121.9	0.9	5.0	2
4.5	3	●	MDW 0450NHGS3	19.2	25.9	80.9	0.9	5.0	1
	5	●	0450NHGS5	34.2	40.9	98.9	0.9	5.0	1
	10	●	0450NHGS10	57.2	63.9	121.9	0.9	5.0	2

材质 DL1300

刀体　刃径ø4.6～6.3mm

尺寸(mm)

刃径 DC	孔深 (L/D)	库存	型　号	有效长度 LU	沟槽长度 LCF	全长 OAL	前端 PL	柄径 DCON	Fig
4.6	3	●	MDW 0460NHGS3	21.6	28.5	81.0	1.0	5.0	1
	5	●	0460NHGS5	38.1	45.0	99.0	1.0	5.0	1
	10		0460NHGS10	64.1	71.0	122.0	1.0	5.0	2
4.7	3		MDW 0470NHGS3	21.5	28.5	81.0	1.0	5.0	1
	5	●	0470NHGS5	38.0	45.0	99.0	1.0	5.0	1
	10		0470NHGS10	64.0	71.0	122.0	1.0	5.0	2
4.8	3		MDW 0480NHGS3	21.3	28.5	81.0	1.0	5.0	1
	5	●	0480NHGS5	37.8	45.0	99.0	1.0	5.0	1
	10		0480NHGS10	63.8	71.0	122.0	1.0	5.0	2
4.9	3		MDW 0490NHGS3	21.2	28.5	81.0	1.0	5.0	1
	5	●	0490NHGS5	37.7	45.0	99.0	1.0	5.0	1
	10	●	0490NHGS10	63.7	71.0	122.0	1.0	5.0	2
5.0	3	●	MDW 0500NHGS3	21.0	28.5	81.0	1.0	5.0	1
	5	●	0500NHGS5	37.5	45.0	99.0	1.0	5.0	1
	10	●	0500NHGS10	63.5	71.0	122.0	1.0	5.0	2
5.1	3		MDW 0510NHGS3	21.0	28.6	83.1	1.1	6.0	1
	5	●	0510NHGS5	37.5	45.1	101.1	1.1	6.0	1
	10	●	0510NHGS10	70.5	78.1	137.1	1.1	6.0	2
5.2	3	●	MDW 0520NHGS3	20.8	28.6	83.1	1.1	6.0	1
	5	●	0520NHGS5	37.3	45.1	101.1	1.1	6.0	1
	10		0520NHGS10	70.3	78.1	137.1	1.1	6.0	2
5.3	3	●	MDW 0530NHGS3	20.7	28.6	83.1	1.1	6.0	1
	5	●	0530NHGS5	37.2	45.1	101.1	1.1	6.0	1
	10		0530NHGS10	70.2	78.1	137.1	1.1	6.0	2
5.4	3		MDW 0540NHGS3	20.5	28.6	83.1	1.1	6.0	1
	5	●	0540NHGS5	37.0	45.1	101.1	1.1	6.0	1
	10		0540NHGS10	70.0	78.1	137.1	1.1	6.0	2
5.5	3	●	MDW 0550NHGS3	20.4	28.6	83.1	1.1	6.0	1
	5	●	0550NHGS5	36.9	45.1	101.1	1.1	6.0	1
	10	●	0550NHGS10	69.9	78.1	137.1	1.1	6.0	2
5.6	3		MDW 0560NHGS3	22.8	31.2	83.2	1.2	6.0	1
	5	●	0560NHGS5	40.8	49.2	101.2	1.2	6.0	1
	10		0560NHGS10	76.8	85.2	137.2	1.2	6.0	2
5.7	3		MDW 0570NHGS3	22.7	31.2	83.2	1.2	6.0	1
	5	●	0570NHGS5	40.7	49.2	101.2	1.2	6.0	1
	10		0570NHGS10	76.7	85.2	137.2	1.2	6.0	2
5.8	3		MDW 0580NHGS3	22.5	31.2	83.2	1.2	6.0	1
	5	●	0580NHGS5	40.5	49.2	101.2	1.2	6.0	1
	10		0580NHGS10	76.5	85.2	137.2	1.2	6.0	2
5.9	3	●	MDW 0590NHGS3	22.4	31.2	83.2	1.2	6.0	1
	5	●	0590NHGS5	40.4	49.2	101.2	1.2	6.0	1
	10		0590NHGS10	76.4	85.2	137.2	1.2	6.0	2
6.0	3	●	MDW 0600NHGS3	22.2	31.2	83.2	1.2	6.0	1
	5	●	0600NHGS5	40.2	49.2	101.2	1.2	6.0	1
	10	●	0600NHGS10	76.2	85.2	137.2	1.2	6.0	2
6.1	3		MDW 0610NHGS3	24.7	33.8	89.3	1.3	7.0	1
	5	●	0610NHGS5	44.2	53.3	110.3	1.3	7.0	1
	10	●	0610NHGS10	83.2	92.3	152.3	1.3	7.0	2
6.2	3		MDW 0620NHGS3	24.5	33.8	89.3	1.3	7.0	1
	5	●	0620NHGS5	44.0	53.3	110.3	1.3	7.0	1
	10		0620NHGS10	83.0	92.3	152.3	1.3	7.0	2
6.3	3		MDW 0630NHGS3	24.4	33.8	89.3	1.3	7.0	1
	5	●	0630NHGS5	43.9	53.3	110.3	1.3	7.0	1
	10		0630NHGS10	82.9	92.3	152.3	1.3	7.0	2

材质 DL1300

NHGS型(内冷式)

铝合金 铜合金

极光涂层 DLC | 有油孔 | 3D 5D 10D

※h6公差参照N36

Fig 1 (NHGS3／5型　ø3.0～16.0mm)

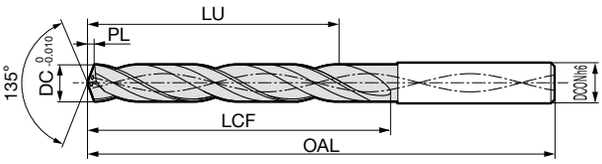

Fig 2 (NHGS10型　ø3.0～16.0mm)

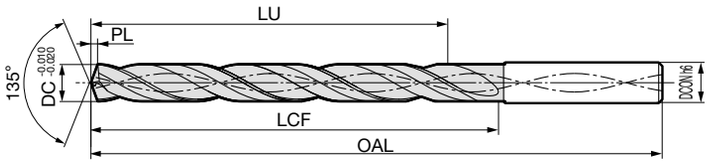

刀体　刃径ø6.4～8.0mm

尺寸(mm)

刃径 DC	孔深 (L/D)	库存	型　号	有效长度 LU	沟槽长度 LCF	全长 OAL	前端 PL	柄径 DCON	Fig
6.4	3		MDW 0640NHGS3	24.2	33.8	89.3	1.3	7.0	1
	5	●	0640NHGS5	43.7	53.3	110.3	1.3	7.0	1
	10		0640NHGS10	82.7	92.3	152.3	1.3	7.0	2
6.5	3	●	MDW 0650NHGS3	24.1	33.8	89.3	1.3	7.0	1
	5	●	0650NHGS5	43.6	53.3	110.3	1.3	7.0	1
	10	●	0650NHGS10	82.6	92.3	152.3	1.3	7.0	2
6.6	3		MDW 0660NHGS3	26.5	36.4	89.4	1.4	7.0	1
	5	●	0660NHGS5	47.5	57.4	110.4	1.4	7.0	1
	10		0660NHGS10	89.5	99.4	152.4	1.4	7.0	2
6.7	3	●	MDW 0670NHGS3	26.4	36.4	89.4	1.4	7.0	1
	5	●	0670NHGS5	47.4	57.4	110.4	1.4	7.0	1
	10	●	0670NHGS10	89.4	99.4	152.4	1.4	7.0	2
6.8	3	●	MDW 0680NHGS3	26.2	36.4	89.4	1.4	7.0	1
	5	●	0680NHGS5	47.2	57.4	110.4	1.4	7.0	1
	10	●	0680NHGS10	89.2	99.4	152.4	1.4	7.0	2
6.9	3		MDW 0690NHGS3	26.1	36.4	89.4	1.4	7.0	1
	5	●	0690NHGS5	47.1	57.4	110.4	1.4	7.0	1
	10		0690NHGS10	89.1	99.4	152.4	1.4	7.0	2
7.0	3	●	MDW 0700NHGS3	25.9	36.4	89.4	1.4	7.0	1
	5	●	0700NHGS5	46.9	57.4	110.4	1.4	7.0	1
	10	●	0700NHGS10	88.9	99.4	152.4	1.4	7.0	2
7.1	3		MDW 0710NHGS3	28.4	39.0	95.5	1.5	8.0	1
	5	●	0710NHGS5	50.9	61.5	119.5	1.5	8.0	1
	10		0710NHGS10	95.9	106.5	167.5	1.5	8.0	2
7.2	3		MDW 0720NHGS3	28.2	39.0	95.5	1.5	8.0	1
	5	●	0720NHGS5	50.7	61.5	119.5	1.5	8.0	1
	10	●	0720NHGS10	95.7	106.5	167.5	1.5	8.0	2
7.3	3		MDW 0730NHGS3	28.1	39.0	95.5	1.5	8.0	1
	5	●	0730NHGS5	50.6	61.5	119.5	1.5	8.0	1
	10		0730NHGS10	95.6	106.5	167.5	1.5	8.0	2
7.35	3	●	MDW 0735NHGS3	28.0	39.0	95.5	1.5	8.0	1
	5	●	0735NHGS5	50.5	61.5	119.5	1.5	8.0	1
	10		0735NHGS10	95.5	106.5	167.5	1.5	8.0	2
7.4	3	●	MDW 0740NHGS3	27.9	39.0	95.5	1.5	8.0	1
	5	●	0740NHGS5	50.4	61.5	119.5	1.5	8.0	1
	10		0740NHGS10	95.4	106.5	167.5	1.5	8.0	2
7.5	3	●	MDW 0750NHGS3	27.9	39.1	95.6	1.6	8.0	1
	5	●	0750NHGS5	50.4	61.6	119.6	1.6	8.0	1
	10	●	0750NHGS10	95.4	106.6	167.6	1.6	8.0	2
7.6	3		MDW 0760NHGS3	30.2	41.6	95.6	1.6	8.0	1
	5	●	0760NHGS5	54.2	65.6	119.6	1.6	8.0	1
	10		0760NHGS10	102.2	113.6	167.6	1.6	8.0	2
7.7	3		MDW 0770NHGS3	30.1	41.6	95.6	1.6	8.0	1
	5	●	0770NHGS5	54.1	65.6	119.6	1.6	8.0	1
	10		0770NHGS10	102.1	113.6	167.6	1.6	8.0	2
7.8	3	●	MDW 0780NHGS3	29.9	41.6	95.6	1.6	8.0	1
	5	●	0780NHGS5	53.9	65.6	119.6	1.6	8.0	1
	10	●	0780NHGS10	101.9	113.6	167.6	1.6	8.0	2
7.9	3		MDW 0790NHGS3	29.8	41.6	95.6	1.6	8.0	1
	5	●	0790NHGS5	53.8	65.6	119.6	1.6	8.0	1
	10		0790NHGS10	101.8	113.6	167.6	1.6	8.0	2
8.0	3	●	MDW 0800NHGS3	29.7	41.7	95.7	1.7	8.0	1
	5	●	0800NHGS5	53.7	65.7	119.7	1.7	8.0	1
	10	●	0800NHGS10	101.7	113.7	167.7	1.7	8.0	2

材质 DL1300

刀体　刃径ø8.1～9.7mm

尺寸(mm)

刃径 DC	孔深 (L/D)	库存	型　号	有效长度 LU	沟槽长度 LCF	全长 OAL	前端 PL	柄径 DCON	Fig
8.1	3		MDW 0810NHGS3	32.1	44.2	101.7	1.7	9.0	1
	5	●	0810NHGS5	57.6	69.7	128.7	1.7	9.0	1
	10		0810NHGS10	108.6	120.7	182.7	1.7	9.0	2
8.2	3		MDW 0820NHGS3	31.9	44.2	101.7	1.7	9.0	1
	5	●	0820NHGS5	57.4	69.7	128.7	1.7	9.0	1
	10		0820NHGS10	108.4	120.7	182.7	1.7	9.0	2
8.3	3		MDW 0830NHGS3	31.8	44.2	101.7	1.7	9.0	1
	5	●	0830NHGS5	57.3	69.7	128.7	1.7	9.0	1
	10		0830NHGS10	108.3	120.7	182.7	1.7	9.0	2
8.4	3		MDW 0840NHGS3	31.6	44.2	101.7	1.7	9.0	1
	5	●	0840NHGS5	57.1	69.7	128.7	1.7	9.0	1
	10		0840NHGS10	108.1	120.7	182.7	1.7	9.0	2
8.5	3	●	MDW 0850NHGS3	31.6	44.3	101.8	1.8	9.0	1
	5	●	0850NHGS5	57.1	69.8	128.8	1.8	9.0	1
	10	●	0850NHGS10	108.1	120.8	182.8	1.8	9.0	2
8.6	3	●	MDW 0860NHGS3	33.9	46.8	101.8	1.8	9.0	1
	5	●	0860NHGS5	60.9	73.8	128.8	1.8	9.0	1
	10		0860NHGS10	114.9	127.8	182.8	1.8	9.0	2
8.7	3		MDW 0870NHGS3	33.8	46.8	101.8	1.8	9.0	1
	5	●	0870NHGS5	60.8	73.8	128.8	1.8	9.0	1
	10		0870NHGS10	114.8	127.8	182.8	1.8	9.0	2
8.8	3	●	MDW 0880NHGS3	33.6	46.8	101.8	1.8	9.0	1
	5	●	0880NHGS5	60.6	73.8	128.8	1.8	9.0	1
	10		0880NHGS10	114.6	127.8	182.8	1.8	9.0	2
8.9	3		MDW 0890NHGS3	33.5	46.8	101.8	1.8	9.0	1
	5	●	0890NHGS5	60.5	73.8	128.8	1.8	9.0	1
	10		0890NHGS10	114.5	127.8	182.8	1.8	9.0	2
9.0	3	●	MDW 0900NHGS3	33.4	46.9	101.9	1.9	9.0	1
	5	●	0900NHGS5	60.4	73.9	128.9	1.9	9.0	1
	10	●	0900NHGS10	114.4	127.9	182.9	1.9	9.0	2
9.1	3		MDW 0910NHGS3	35.8	49.4	107.9	1.9	10.0	1
	5	●	0910NHGS5	64.3	77.9	137.9	1.9	10.0	1
	10		0910NHGS10	121.3	134.9	197.9	1.9	10.0	2
9.2	3		MDW 0920NHGS3	35.6	49.4	107.9	1.9	10.0	1
	5	●	0920NHGS5	64.1	77.9	137.9	1.9	10.0	1
	10		0920NHGS10	121.1	134.9	197.9	1.9	10.0	2
9.21	3	●	MDW 0921NHGS3	35.6	49.4	107.9	1.9	10.0	1
	5	●	0921NHGS5	64.1	77.9	137.9	1.9	10.0	1
	10		0921NHGS10	121.1	134.9	197.9	1.9	10.0	2
9.3	3		MDW 0930NHGS3	35.5	49.4	107.9	1.9	10.0	1
	5	●	0930NHGS5	64.0	77.9	137.9	1.9	10.0	1
	10		0930NHGS10	121.0	134.9	197.9	1.9	10.0	2
9.4	3	●	MDW 0940NHGS3	35.3	49.4	107.9	1.9	10.0	1
	5	●	0940NHGS5	63.8	77.9	137.9	1.9	10.0	1
	10		0940NHGS10	120.8	134.9	197.9	1.9	10.0	2
9.5	3	●	MDW 0950NHGS3	35.3	49.5	108.0	2.0	10.0	1
	5	●	0950NHGS5	63.8	78.0	138.0	2.0	10.0	1
	10	●	0950NHGS10	120.8	135.0	198.0	2.0	10.0	2
9.6	3		MDW 0960NHGS3	37.6	52.0	108.0	2.0	10.0	1
	5	●	0960NHGS5	67.6	82.0	138.0	2.0	10.0	1
	10		0960NHGS10	127.6	142.0	198.0	2.0	10.0	2
9.7	3		MDW 0970NHGS3	37.5	52.0	108.0	2.0	10.0	1
	5	●	0970NHGS5	67.5	82.0	138.0	2.0	10.0	1
	10		0970NHGS10	127.5	142.0	198.0	2.0	10.0	2

材质 DL1300

超级多用途钻头

NHGS型(内冷式)

铝合金 铜合金

极光涂层 DLC　有油孔　3D　5D　10D

※h6公差参照N36

Fig 1 (NHGS3／5型　ø3.0～16.0mm)

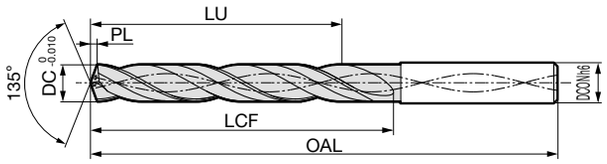

Fig 2 (NHGS10型　ø3.0～16.0mm)

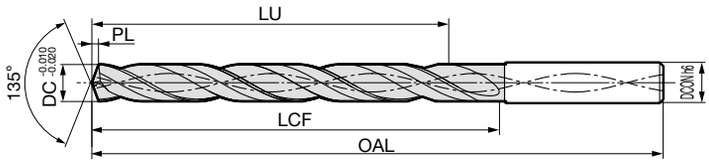

刀体　刃径ø9.8～11.4mm

尺寸(mm)

刃径 DC	孔深 (L/D)	库存	型　号	有效长度 LU	沟槽长度 LCF	全长 OAL	前端 PL	柄径 DCON	Fig
9.8	3		MDW 0980NHGS3	37.3	52.0	108.0	2.0	10.0	1
	5	●	0980NHGS5	67.3	82.0	138.0	2.0	10.0	1
	10	●	0980NHGS10	127.3	142.0	198.0	2.0	10.0	2
9.9	3		MDW 0990NHGS3	37.2	52.0	108.0	2.0	10.0	1
	5	●	0990NHGS5	67.2	82.0	138.0	2.0	10.0	1
	10		0990NHGS10	127.2	142.0	198.0	2.0	10.0	2
10.0	3	●	MDW 1000NHGS3	37.1	52.1	108.1	2.1	10.0	1
	5	●	1000NHGS5	67.1	82.1	138.1	2.1	10.0	1
	10	●	1000NHGS10	127.1	142.1	198.1	2.1	10.0	2
10.1	3	●	MDW 1010NHGS3	39.5	54.6	118.1	2.1	11.0	1
	5		1010NHGS5	71.0	86.1	151.1	2.1	11.0	1
	10		1010NHGS10	134.0	149.1	217.1	2.1	11.0	2
10.2	3		MDW 1020NHGS3	39.3	54.6	118.1	2.1	11.0	1
	5		1020NHGS5	70.8	86.1	151.1	2.1	11.0	1
	10		1020NHGS10	133.8	149.1	217.1	2.1	11.0	2
10.3	3	●	MDW 1030NHGS3	39.2	54.6	118.1	2.1	11.0	1
	5	●	1030NHGS5	70.7	86.1	151.1	2.1	11.0	1
	10		1030NHGS10	133.7	149.1	217.1	2.1	11.0	2
10.4	3		MDW 1040NHGS3	39.1	54.7	118.2	2.2	11.0	1
	5	●	1040NHGS5	70.6	86.2	151.2	2.2	11.0	1
	10		1040NHGS10	133.6	149.2	217.2	2.2	11.0	2
10.5	3	●	MDW 1050NHGS3	39.0	54.7	118.2	2.2	11.0	1
	5	●	1050NHGS5	70.5	86.2	151.2	2.2	11.0	1
	10	●	1050NHGS10	133.5	149.2	217.2	2.2	11.0	2
10.6	3	●	MDW 1060NHGS3	41.3	57.2	118.2	2.2	11.0	1
	5	●	1060NHGS5	74.3	90.2	151.2	2.2	11.0	1
	10		1060NHGS10	140.3	156.2	217.2	2.2	11.0	2
10.7	3		MDW 1070NHGS3	41.2	57.2	118.2	2.2	11.0	1
	5		1070NHGS5	74.2	90.2	151.2	2.2	11.0	1
	10		1070NHGS10	140.2	156.2	217.2	2.2	11.0	2
10.8	3		MDW 1080NHGS3	41.0	57.2	118.2	2.2	11.0	1
	5		1080NHGS5	74.0	90.2	151.2	2.2	11.0	1
	10		1080NHGS10	140.0	156.2	217.2	2.2	11.0	2
10.9	3		MDW 1090NHGS3	41.0	57.3	118.3	2.3	11.0	1
	5		1090NHGS5	74.0	90.3	151.3	2.3	11.0	1
	10		1090NHGS10	140.0	156.3	217.3	2.3	11.0	2
11.0	3	●	MDW 1100NHGS3	40.8	57.3	118.3	2.3	11.0	1
	5	●	1100NHGS5	73.8	90.3	151.3	2.3	11.0	1
	10	●	1100NHGS10	139.8	156.3	217.3	2.3	11.0	2
11.08	3	●	MDW 1108NHGS3	43.2	59.8	124.3	2.3	12.0	1
	5	●	1108NHGS5	77.7	94.3	160.3	2.3	12.0	1
	10		1108NHGS10	146.7	163.3	232.3	2.3	12.0	2
11.1	3	●	MDW 1110NHGS3	43.2	59.8	124.3	2.3	12.0	1
	5	●	1110NHGS5	77.7	94.3	160.3	2.3	12.0	1
	10		1110NHGS10	146.7	163.3	232.3	2.3	12.0	2
11.2	3	●	MDW 1120NHGS3	43.0	59.8	124.3	2.3	12.0	1
	5	●	1120NHGS5	77.5	94.3	160.3	2.3	12.0	1
	10		1120NHGS10	146.5	163.3	232.3	2.3	12.0	2
11.3	3		MDW 1130NHGS3	42.9	59.8	124.3	2.3	12.0	1
	5		1130NHGS5	77.4	94.3	160.3	2.3	12.0	1
	10		1130NHGS10	146.4	163.3	232.3	2.3	12.0	2
11.4	3	●	MDW 1140NHGS3	42.8	59.9	124.4	2.4	12.0	1
	5	●	1140NHGS5	77.3	94.4	160.4	2.4	12.0	1
	10		1140NHGS10	146.3	163.4	232.4	2.4	12.0	2

材质 DL1300

刀体　刃径ø11.5～13.1mm

尺寸(mm)

刃径 DC	孔深 (L/D)	库存	型　号	有效长度 LU	沟槽长度 LCF	全长 OAL	前端 PL	柄径 DCON	Fig
11.5	3	●	MDW 1150NHGS3	42.7	59.9	124.4	2.4	12.0	1
	5	●	1150NHGS5	77.2	94.4	160.4	2.4	12.0	1
	10	●	1150NHGS10	146.2	163.4	232.4	2.4	12.0	2
11.6	3		MDW 1160NHGS3	45.0	62.4	124.4	2.4	12.0	1
	5		1160NHGS5	81.0	98.4	160.4	2.4	12.0	1
	10		1160NHGS10	153.0	170.4	232.4	2.4	12.0	2
11.7	3		MDW 1170NHGS3	44.9	62.4	124.4	2.4	12.0	1
	5		1170NHGS5	80.9	98.4	160.4	2.4	12.0	1
	10		1170NHGS10	152.9	170.4	232.4	2.4	12.0	2
11.8	3		MDW 1180NHGS3	44.7	62.4	124.4	2.4	12.0	1
	5		1180NHGS5	80.7	98.4	160.4	2.4	12.0	1
	10		1180NHGS10	152.7	170.4	232.4	2.4	12.0	2
11.9	3		MDW 1190NHGS3	44.7	62.5	124.5	2.5	12.0	1
	5		1190NHGS5	80.7	98.5	160.5	2.5	12.0	1
	10		1190NHGS10	152.7	170.5	232.5	2.5	12.0	2
12.0	3	●	MDW 1200NHGS3	44.5	62.5	124.5	2.5	12.0	1
	5	●	1200NHGS5	80.5	98.5	160.5	2.5	12.0	1
	10	●	1200NHGS10	152.5	170.5	232.5	2.5	12.0	2
12.1	3	●	MDW 1210NHGS3	46.9	65.0	130.5	2.5	13.0	1
	5	●	1210NHGS5	84.4	102.5	169.5	2.5	13.0	1
	10		1210NHGS10	159.4	177.5	247.5	2.5	13.0	2
12.2	3		MDW 1220NHGS3	46.7	65.0	130.5	2.5	13.0	1
	5		1220NHGS5	84.2	102.5	169.5	2.5	13.0	1
	10		1220NHGS10	159.2	177.5	247.5	2.5	13.0	2
12.3	3	●	MDW 1230NHGS3	46.6	65.0	130.5	2.5	13.0	1
	5	●	1230NHGS5	84.1	102.5	169.5	2.5	13.0	1
	10		1230NHGS10	159.1	177.5	247.5	2.5	13.0	2
12.4	3		MDW 1240NHGS3	46.5	65.1	130.6	2.6	13.0	1
	5		1240NHGS5	84.0	102.6	169.6	2.6	13.0	1
	10		1240NHGS10	159.0	177.6	247.6	2.6	13.0	2
12.5	3	●	MDW 1250NHGS3	46.4	65.1	130.6	2.6	13.0	1
	5	●	1250NHGS5	83.9	102.6	169.6	2.6	13.0	1
	10	●	1250NHGS10	158.9	177.6	247.6	2.6	13.0	2
12.6	3		MDW 1260NHGS3	48.7	67.6	130.6	2.6	13.0	1
	5		1260NHGS5	87.7	106.6	169.6	2.6	13.0	1
	10		1260NHGS10	165.7	184.6	247.6	2.6	13.0	2
12.7	3		MDW 1270NHGS3	48.6	67.6	130.6	2.6	13.0	1
	5		1270NHGS5	87.6	106.6	169.6	2.6	13.0	1
	10		1270NHGS10	165.6	184.6	247.6	2.6	13.0	2
12.8	3		MDW 1280NHGS3	48.4	67.6	130.6	2.6	13.0	1
	5		1280NHGS5	87.4	106.6	169.6	2.6	13.0	1
	10		1280NHGS10	165.4	184.6	247.6	2.6	13.0	2
12.9	3		MDW 1290NHGS3	48.4	67.7	130.7	2.7	13.0	1
	5		1290NHGS5	87.4	106.7	169.7	2.7	13.0	1
	10		1290NHGS10	165.4	184.7	247.7	2.7	13.0	2
12.96	3	●	MDW 1296NHGS3	48.3	67.7	130.7	2.7	13.0	1
	5	●	1296NHGS5	87.3	106.7	169.7	2.7	13.0	1
	10		1296NHGS10	165.3	184.7	247.7	2.7	13.0	2
13.0	3	●	MDW 1300NHGS3	48.2	67.7	130.7	2.7	13.0	1
	5	●	1300NHGS5	87.2	106.7	169.7	2.7	13.0	1
	10	●	1300NHGS10	165.2	184.7	247.7	2.7	13.0	2
13.1	3		MDW 1310NHGS3	50.6	70.2	136.7	2.7	14.0	1
	5		1310NHGS5	91.1	110.7	178.7	2.7	14.0	1
	10		1310NHGS10	172.1	191.7	262.7	2.7	14.0	2

材质 DL1300

NHGS型(内冷式)

铝合金 铜合金

极光涂层 DLC　有油孔　3D　5D　10D

※h6公差参照N36

Fig 1 (NHGS3／5型　ø3.0～16.0mm)

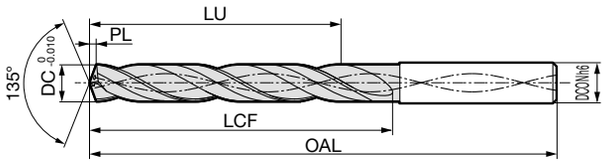

Fig 2 (NHGS10型　ø3.0～16.0mm)

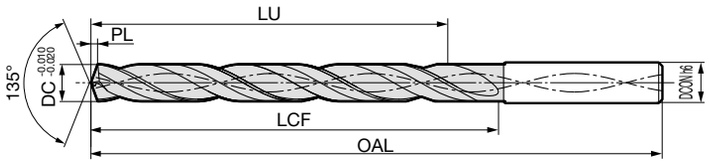

刀体　刃径ø13.2～14.9mm

尺寸(mm)

刃径 DC	孔深 (L/D)	库存	型　号	有效长度 LU	沟槽长度 LCF	全长 OAL	前端 PL	柄径 DCON	Fig
13.2	3		MDW 1320NHGS3	50.4	70.2	136.7	2.7	14.0	1
	5		1320NHGS5	90.9	110.7	178.7	2.7	14.0	1
	10		1320NHGS10	171.9	191.7	262.7	2.7	14.0	2
13.3	3		MDW 1330NHGS3	50.4	70.3	136.8	2.8	14.0	1
	5		1330NHGS5	90.9	110.8	178.8	2.8	14.0	1
	10		1330NHGS10	171.9	191.8	262.8	2.8	14.0	2
13.4	3		MDW 1340NHGS3	50.2	70.3	136.8	2.8	14.0	1
	5		1340NHGS5	90.7	110.8	178.8	2.8	14.0	1
	10		1340NHGS10	171.7	191.8	262.8	2.8	14.0	2
13.5	3	●	MDW 1350NHGS3	50.1	70.3	136.8	2.8	14.0	1
	5	●	1350NHGS5	90.6	110.8	178.8	2.8	14.0	1
	10		1350NHGS10	171.6	191.8	262.8	2.8	14.0	2
13.6	3		MDW 1360NHGS3	52.4	72.8	136.8	2.8	14.0	1
	5		1360NHGS5	94.4	114.8	178.8	2.8	14.0	1
	10		1360NHGS10	178.4	198.8	262.8	2.8	14.0	2
13.7	3		MDW 1370NHGS3	52.3	72.8	136.8	2.8	14.0	1
	5		1370NHGS5	94.3	114.8	178.8	2.8	14.0	1
	10		1370NHGS10	178.3	198.8	262.8	2.8	14.0	2
13.8	3		MDW 1380NHGS3	52.2	72.9	136.9	2.9	14.0	1
	5		1380NHGS5	94.2	114.9	178.9	2.9	14.0	1
	10		1380NHGS10	178.2	198.9	262.9	2.9	14.0	2
13.9	3		MDW 1390NHGS3	52.1	72.9	136.9	2.9	14.0	1
	5		1390NHGS5	94.1	114.9	178.9	2.9	14.0	1
	10		1390NHGS10	178.1	198.9	262.9	2.9	14.0	2
14.0	3	●	MDW 1400NHGS3	51.9	72.9	136.9	2.9	14.0	1
	5	●	1400NHGS5	93.9	114.9	178.9	2.9	14.0	1
	10		1400NHGS10	177.9	198.9	262.9	2.9	14.0	2
14.1	3	●	MDW 1410NHGS3	54.3	75.4	142.9	2.9	15.0	1
	5	●	1410NHGS5	97.8	118.9	187.9	2.9	15.0	1
	10		1410NHGS10	184.8	205.9	277.9	2.9	15.0	2
14.2	3		MDW 1420NHGS3	54.1	75.4	142.9	2.9	15.0	1
	5		1420NHGS5	97.6	118.9	187.9	2.9	15.0	1
	10		1420NHGS10	184.6	205.9	277.9	2.9	15.0	2
14.3	3		MDW 1430NHGS3	54.1	75.5	143.0	3.0	15.0	1
	5		1430NHGS5	97.6	119.0	188.0	3.0	15.0	1
	10		1430NHGS10	184.6	206.0	278.0	3.0	15.0	2
14.4	3		MDW 1440NHGS3	53.9	75.5	143.0	3.0	15.0	1
	5		1440NHGS5	97.4	119.0	188.0	3.0	15.0	1
	10		1440NHGS10	184.4	206.0	278.0	3.0	15.0	2
14.5	3	●	MDW 1450NHGS3	53.8	75.5	143.0	3.0	15.0	1
	5	●	1450NHGS5	97.3	119.0	188.0	3.0	15.0	1
	10		1450NHGS10	184.3	206.0	278.0	3.0	15.0	2
14.6	3		MDW 1460NHGS3	56.1	78.0	143.0	3.0	15.0	1
	5		1460NHGS5	101.1	123.0	188.0	3.0	15.0	1
	10		1460NHGS10	191.1	213.0	278.0	3.0	15.0	2
14.7	3		MDW 1470NHGS3	56.0	78.0	143.0	3.0	15.0	1
	5		1470NHGS5	101.0	123.0	188.0	3.0	15.0	1
	10		1470NHGS10	191.0	213.0	278.0	3.0	15.0	2
14.8	3		MDW 1480NHGS3	55.9	78.1	143.1	3.1	15.0	1
	5		1480NHGS5	100.9	123.1	188.1	3.1	15.0	1
	10		1480NHGS10	190.9	213.1	278.1	3.1	15.0	2
14.9	3	●	MDW 1490NHGS3	55.8	78.1	143.1	3.1	15.0	1
	5	●	1490NHGS5	100.8	123.1	188.1	3.1	15.0	1
	10		1490NHGS10	190.8	213.1	278.1	3.1	15.0	2

材质 DL1300

刀体　刃径ø14.96～16.0mm

尺寸(mm)

刃径 DC	孔深 (L/D)	库存	型　号	有效长度 LU	沟槽长度 LCF	全长 OAL	前端 PL	柄径 DCON	Fig
14.96	3	●	MDW 1496NHGS3	55.7	78.1	143.1	3.1	15.0	1
	5	●	1496NHGS5	100.7	123.1	188.1	3.1	15.0	1
	10		1496NHGS10	190.7	213.1	278.1	3.1	15.0	2
15.0	3	●	MDW 1500NHGS3	55.6	78.1	143.1	3.1	15.0	1
	5	●	1500NHGS5	100.6	123.1	188.1	3.1	15.0	1
	10		1500NHGS10	190.6	213.1	278.1	3.1	15.0	2
15.1	3		MDW 1510NHGS3	58.0	80.6	149.1	3.1	16.0	1
	5		1510NHGS5	104.5	127.1	197.1	3.1	16.0	1
	10		1510NHGS10	197.5	220.1	293.1	3.1	16.0	2
15.2	3		MDW 1520NHGS3	57.8	80.6	149.1	3.1	16.0	1
	5		1520NHGS5	104.3	127.1	197.1	3.1	16.0	1
	10		1520NHGS10	197.3	220.1	293.1	3.1	16.0	2
15.3	3		MDW 1530NHGS3	57.8	80.7	149.2	3.2	16.0	1
	5		1530NHGS5	104.3	127.2	197.2	3.2	16.0	1
	10		1530NHGS10	197.3	220.2	293.2	3.2	16.0	2
15.4	3		MDW 1540NHGS3	57.6	80.7	149.2	3.2	16.0	1
	5		1540NHGS5	104.1	127.2	197.2	3.2	16.0	1
	10		1540NHGS10	197.1	220.2	293.2	3.2	16.0	2
15.5	3	●	MDW 1550NHGS3	57.5	80.7	149.2	3.2	16.0	1
	5	●	1550NHGS5	104.0	127.2	197.2	3.2	16.0	1
	10		1550NHGS10	197.0	220.2	293.2	3.2	16.0	2
15.6	3		MDW 1560NHGS3	59.8	83.2	149.2	3.2	16.0	1
	5		1560NHGS5	107.8	131.2	197.2	3.2	16.0	1
	10		1560NHGS10	203.8	227.2	293.2	3.2	16.0	2
15.7	3		MDW 1570NHGS3	59.7	83.2	149.2	3.2	16.0	1
	5		1570NHGS5	107.7	131.2	197.2	3.2	16.0	1
	10		1570NHGS10	203.7	227.2	293.2	3.2	16.0	2
15.8	3		MDW 1580NHGS3	59.6	83.3	149.3	3.3	16.0	1
	5		1580NHGS5	107.6	131.3	197.3	3.3	16.0	1
	10		1580NHGS10	203.6	227.3	293.3	3.3	16.0	2
15.9	3		MDW 1590NHGS3	59.5	83.3	149.3	3.3	16.0	1
	5		1590NHGS5	107.5	131.3	197.3	3.3	16.0	1
	10		1590NHGS10	203.5	227.3	293.3	3.3	16.0	2
16.0	3	●	MDW 1600NHGS3	59.3	83.3	149.3	3.3	16.0	1
	5	●	1600NHGS5	107.3	131.3	197.3	3.3	16.0	1
	10		1600NHGS10	203.3	227.3	293.3	3.3	16.0	2

材质 DL1300

推荐切削条件

(n：转速min^{-1}　vc：切削速度 m/min　f：进给量 mm/rev)

刃径DC (mm)	切削条件	铝合金铸件/铝压铸件	铝拉伸用合金
ø6.0	n	7,400	6,400
	vc	80 - **140** - 200	80 - **120** - 200
	f	0.2 - **0.4** - 0.6	0.2 - **0.3** - 0.4
ø10.0	n	5,700	4,800
	vc	100 - **180** - 250	100 - **150** - 250
	f	0.4 - **0.6** - 0.8	0.2 - **0.35** - 0.5
ø16.0	n	4,000	3,600
	vc	120 - **200** - 250	120 - **180** - 250
	f	0.4 - **0.7** - 1.0	0.3 - **0.45** - 0.6

下限值- **推荐值**- 上限值

SDC型(外冷式)

铝合金 复合材 CFRP

■ 概要

CFRP(碳纤维复合材料)加工用住友金刚石涂层钻头SDC型采用了本公司独自开发的前端多段角形状。
利用与金刚石涂层的配合使用，提高了加工面品质，实现了长寿命化。

■ 系列构成

型号	刃径范围 (mm)	顶角	孔深 (L/D)
MDS□□□□□SDC3	ø2.0～ø4.0	90°	～3
	ø4.851～ø10.0	130°	

■ 特长、用途

●优异的加工孔品相
- 通过尖刃般的切刃形状，抑制了纤维层的层间剥离(上下面脱层)和毛刺
- 利用前端角的连续变化，分散施加给切刃的负荷，抑制损伤

● 长寿命
- 利用与高强度和高密度金刚石涂层的组合使用，实现了高品质和长寿命

■ 性能

加工面品质比较

优异的加工面品质
【抑制层间剥离和毛刺的产生】



刀　　具：住友金刚石涂层钻头SDC型　ø6.35
被 削 材：CFRP
切削条件：n =6,000min^{-1}, f =0.1mm/rev, H =28mm(贯通)
Dry

寿命比较

金刚石涂层所带来的效果

SDC 型(600孔加工后)	其他公司产品(50孔加工后)
	
无剥离后刀面磨损小	从切刃棱线到后刀面，存在膜剥离扩大的情况

具备稳定的金刚石膜粘接贴合性，防止膜剥离。
耐磨损性优异，可实现高品质长寿命的加工。

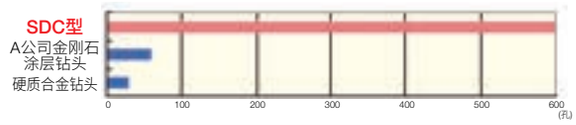

刀　　具：住友金刚石涂层钻头　ø6.35
被 削 材：CFRP
切削条件：n =6,000min^{-1}, f =0.075mm/rev, H =15mm(贯通)
Dry

住友金刚石 涂层　3D

※h6、h8公差参照N36

Fig 1 (刃径ø2.0～ø4.0mm)

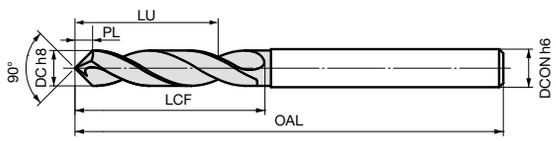

Fig 2 (刃径ø4.851～ø10.0mm)

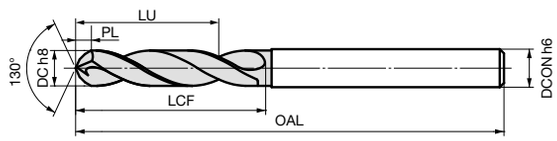

刀体　刃径ø2.0～10.0mm

尺寸(mm)

刃径 DC	孔深 (L/D)	库存	型　号	有效长度 LU	沟槽长度 LCF	全长 OAL	前端 PL	柄径 DCON	Fig
2.0	3	●	MDS 02000SDC3	10.50	13.5	50.0	1.0	2.0	1
2.489	3	●	02489SDC3	12.47	16.2	50.2	1.2	2.489	1
3.0	3	●	03000SDC3	14.5	19.0	50.5	1.5	3.0	1
3.300	3	●	03300SDC3	16.8	21.7	61.7	1.7	3.300	1
4.0	3	●	04000SDC3	18.5	24.5	62.0	2.0	4.0	1
4.851	3	●	04851SDC3	21.3	28.6	77.1	1.1	4.851	2
5.0	3	●	05000SDC3	21.2	28.7	77.2	1.2	5.0	2
5.6	3	●	05600SDC3	22.9	31.3	82.3	1.3	5.6	2
6.0	3	●	06000SDC3	22.4	31.4	82.4	1.4	6.0	2
6.375	3	●	06375SDC3	24.4	34.0	84.5	1.5	6.375	2
7.0	3	●	07000SDC3	26.1	36.6	84.6	1.6	7.0	2
7.938	3	●	07938SDC3	30.0	41.9	91.9	1.9	7.938	2
8.0	3	●	08000SDC3	29.9	41.9	91.9	1.9	8.0	2
9.0	3	●	09000SDC3	33.6	47.1	100.1	2.1	9.0	2
9.550	3	●	09550SDC3	37.9	52.2	107.2	2.2	9.550	2
10.0	3	●	10000SDC3	37.3	52.3	107.3	2.3	10.0	2

材质 DCX20

推荐切削条件

(n：转速min^{-1}　vc：切削速度 m/min　f：进给量 mm/rev)

刃径DC (mm)	切削条件	CFRP单体 (干式加工)	CFRP和铝合金重叠板 (干式加工)
ø6.0	n	6,400	3,200
	vc	80 - **120** - 150	40 - **60** - 80
	f	0.05 - **0.08** - 0.10	0.03 - **0.05** - 0.10
ø12.0	n	2,700	1,600
	vc	80 - **100** - 120	40 - **60** - 80
	f	0.05 - **0.08** - 0.10	0.03 - **0.05** - 0.10

下限值- **推荐值**- 上限值

DAL型/DDL型

铝合金 复合材 CFRP

PCD 3D



用于铝合金孔加工，扩充了高精度型和一般精度型钻头的种类。

●DAL 型用于高精度加工，可以加工IT 等级7 ～ 8 级的孔。
●DDL 型用于一般孔加工，可以加工IT 等级11 ～ 12 级的孔。
主要可用于丝锥底孔加工。

DAL型

※m5、h8公差参照N36　尺寸(mm)

材质分类		住友金刚石
适用加工	高速·轻切削	N
	通用切削	
	粗切削	

型　号	DA2200	刃径(柄径) DC(DCON)	沟槽长度 LCF	全长 OAL	前端 PL	Fig
DAL 0500H～0600H		ø5≤DC≤ø6	31.6	81.6	1.6	1
0601H～0700H		ø6＜DC≤ø7	36.9	91.9	1.9	1
0701H～0800H		ø7＜DC≤ø8	37.2	92.2	2.2	1
0801H～0900H		ø8＜DC≤ø9	42.5	102.5	2.5	1
0901H～1000H		ø9＜DC≤ø10	42.8	102.8	2.8	1
1001H～1100H		ø10＜DC≤ø11	53.1	113.1	3.1	1
1101H～1200H		ø11＜DC≤ø12	53.4	113.4	3.4	1

Fig 1

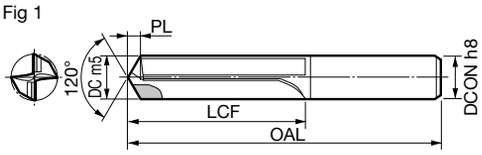

订货时，例如ø6.05mm，请注明“DAL0605H”。

DDL型

※h8公差参照N36　尺寸(mm)

材质分类		住友金刚石
适用加工	高速·轻切削	N
	通用切削	
	粗切削	

型　号	DA2200	刃径(柄径) DC(DCON)	沟槽长度 LCF	全长 OAL	前端 PL	Fig
DDL 050V～060V		ø5≤DC≤ø6	31.5	81.0	1.0	1
061V～070V		ø6＜DC≤ø7	36.2	91.2	1.2	1
071V～080V		ø7＜DC≤ø8	36.4	91.4	1.4	1
081V～090V		ø8＜DC≤ø9	41.6	101.6	1.6	1
091V～100V		ø9＜DC≤ø10	41.7	101.7	1.7	1
101V～110V		ø10＜DC≤ø11	51.9	111.9	1.9	1
111V～120V		ø11＜DC≤ø12	52.1	112.1	2.1	1

Fig 1

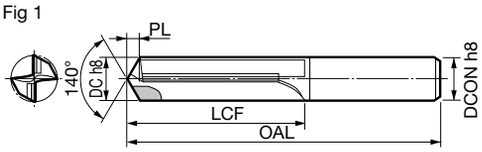

订货时，例如ø10.5mm，请注明“DDL105V”。

推荐切削条件

(n：转速min^{-1}　vc：切削速度 m/min　f：进给量 mm/rev)

刃径DC (mm)	切削条件	DAL型	DDL型	加工深度	切削液
ø8.0	n	4,000	8,000	L/D=3以下	乳化液
	vc	80 - **100** - 150	150 - **200** - 250		
	f	0.05 - **0.1** - 0.15	0.1 - **0.15** - 0.25		
ø12.0	n	2,700	5,300		
	vc	80 - **100** - 150	150 - **200** - 250		
	f	0.08 - **0.13** - 0.2	0.15 - **0.2** - 0.3		

下限值- **推荐值**- 上限值

使用上的注意点

●DAL 型用于高精度加工时，请注意要同时使用高刚性机床和高精度刀杆。
●切削液要对准孔口保证充分给油量。

细长钻头

MLDH-L型/MLDH-P型

■ 特长

“细长钻头”是为加工小孔径深孔而开发的带高效加工用油孔的钻头。使强度大幅提高从而克服了小径钻头课题。

●深孔加工

采用兼具钻头刚性和切屑排出性能的排屑槽形状。
可以vf=500mm/min以上的高效率加工刃径20倍的深孔
(刃径ø1.3　SUS416同等材料)。
优化横刃修薄与切刃的平衡，实现稳定的切屑处理。

●长寿命

专用涂层的采用，实现了对多种被削材加工中的长寿命。
切屑排出性能的提高，可减少主轴负荷变动，实现稳定的长寿命。

■ 系列构成

用 途	型号	刃径范围 (mm)	孔深(L/D)	内 容
深孔用	MLDH□□□□L5	ø0.8～2.0	～5	41型号库存
	MLDH□□□□L12	ø0.8～2.0	～12	41型号库存
	MLDH□□□□L20	ø0.8～2.0	～20	41型号库存
	MLDH□□□□L30	ø0.8～2.0	～30	41型号库存
导孔用	MLDH□□□□P	ø0.8～2.0	～2	41型号库存

■ 推荐切削条件

MLDH-P型/MLDH-L5型

(n：转速min^{-1}　vc：切削速度 m/min　f：进给量 mm/rev)

刃径DC (mm)	切削条件	软钢 ～200HB	一般钢 ～250HB	合金钢 ～300HB	不锈钢 ～200HB	铸铁 FC/FCD	铝 合金	耐热钢
ø1.0	n	16,000	16,000	16,000	9,500	16,000	19,000	3,200
	vc	40 - **50** - 60	40 - **50** - 60	40 - **50** - 60	20 - **30** - 40	40 - **50** - 60	50 - **60** - 70	5 - **10** - 15
	f	0.01 - **0.02** - 0.03	0.01 - **0.02** - 0.03	0.01 - **0.02** - 0.03	0.01 - **0.02** - 0.03	0.02 - **0.03** - 0.04	0.03 - **0.04** - 0.06	0.005 - **0.01** - 0.02
ø1.5	n	11,000	11,000	11,000	6,400	11,000	13,000	2,100
	vc	40 - **50** - 60	40 - **50** - 60	40 - **50** - 60	20 - **30** - 40	40 - **50** - 60	50 - **60** - 70	5 - **10** - 15
	f	0.04 - **0.08** - 0.12	0.04 - **0.08** - 0.12	0.04 - **0.08** - 0.12	0.02 - **0.05** - 0.10	0.04 - **0.08** - 0.12	0.05 - **0.10** - 0.15	0.01 - **0.03** - 0.05
ø2.0	n	8,000	8,000	8,000	4,800	8,000	9,500	1,600
	vc	40 - **50** - 60	40 - **50** - 60	40 - **50** - 60	20 - **30** - 40	40 - **50** - 60	50 - **60** - 70	5 - **10** - 15
	f	0.06 - **0.08** - 0.12	0.06 - **0.08** - 0.12	0.06 - **0.08** - 0.12	0.04 - **0.06** - 0.10	0.06 - **0.08** - 0.12	0.08 - **0.12** - 0.15	0.01 - **0.03** - 0.05

下限值- **推荐值**- 上限值

MLDH-L12型/MLDH-L20型/MLDH-L30型

刃径DC (mm)	切削条件	软钢 ～200HB	一般钢 ～250HB	合金钢 ～300HB	不锈钢 ～200HB	铸铁 FC/FCD	铝 合金	耐热钢
ø1.0	n	16,000	16,000	16,000	9,500	16,000	19,000	3,200
	vc	40 - **50** - 60	40 - **50** - 60	40 - **50** - 60	20 - **30** - 40	40 - **50** - 60	50 - **60** - 70	5 - **10** - 15
	f	0.01 - **0.02** - 0.03	0.01 - **0.02** - 0.03	0.01 - **0.02** - 0.03	0.01 - **0.02** - 0.03	0.02 - **0.03** - 0.04	0.03 - **0.04** - 0.06	0.005 - **0.01** - 0.02
ø1.5	n	11,000	11,000	11,000	6,400	11,000	13,000	2,100
	vc	40 - **50** - 60	40 - **50** - 60	40 - **50** - 60	20 - **30** - 40	40 - **50** - 60	50 - **60** - 70	5 - **10** - 15
	f	0.03 - **0.05** - 0.07	0.03 - **0.05** - 0.07	0.03 - **0.05** - 0.07	0.02 - **0.04** - 0.07	0.04 - **0.07** - 0.10	0.05 - **0.08** - 0.12	0.01 - **0.02** - 0.03
ø2.0	n	8,000	8,000	8,000	4,800	8,000	9,500	1,600
	vc	40 - **50** - 60	40 - **50** - 60	40 - **50** - 60	20 - **30** - 40	40 - **50** - 60	50 - **60** - 70	5 - **10** - 15
	f	0.04 - **0.06** - 0.08	0.04 - **0.06** - 0.08	0.04 - **0.06** - 0.08	0.04 - **0.06** - 0.08	0.04 - **0.07** - 0.10	0.05 - **0.08** - 0.12	0.01 - **0.02** - 0.03

※ 机床转速在上述切削速度以下时，请尽可能使用高转速。
此时，寿命可能缩短。

下限值- **推荐值**- 上限值

■ 使用实例

●汽车零部件用模具(SUS416同等材料)

使用刀具：MLDH 1400L20(导管：MLDH1400P)
设　　备：立式MC(HSKA63)
供　　油：内冷式(乳化液 泵原压力4MPa)
切削条件：vc=60m/min, f=0.03mm/rev, H=21mm
寿　　命：**600孔(11.4m)**



●工具零件(SKD11同等材料)

使用刀具：MLDH 1900L20(导管：MLDH1900P)
设　　备：立式MC(HSKA63)
供　　油：内冷式(乳化液 泵原压力4MPa)
切削条件：vc=60m/min, f=0.10mm/rev, H=27mm
寿　　命：**600根(18m)**



MLDH-L型/MLDH-P型(内冷式)

碳素钢,合金钢 ~0.28% | 碳素钢,合金钢 0.29%~ | 调质钢 | 高硬度钢 ~45 HRC | 不锈钢 | 钛合金 | 耐热钢 | 铸铁 | 球墨铸铁 | 铝合金

PVD 涂层 | 有油孔 | 5D | 12D | 20D | 30D | Pilot 2D

Fig 1 (MLDH-P型)

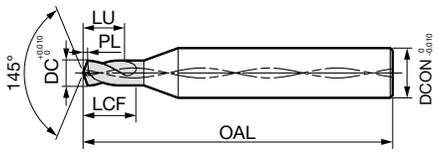

Fig 2 (MLDH-L型)

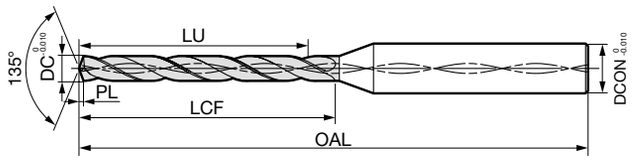

刀体　刃径ø0.80～0.90mm

尺寸(mm)

刃径 DC	孔深 (L/D)	库存	型　号	有效长度 LU	沟槽长度 LCF	全长 OAL	前端 PL	柄径 DCON	Fig
0.80	2	●	MLDH 0800P	2.0	3.2	45	0.1	3.0	1
	5	●	0800L5	6.8	8	50.0	0.2	3.0	2
	12	●	0800L12	12.8	14	55	0.2	3.0	2
	20	●	0800L20	17.8	19	60	0.2	3.0	2
	30	●	0800L30	26.8	28	70	0.2	3.0	2
0.81	2	●	MLDH 0810P	2.0	3.2	45	0.1	3.0	1
	5	●	0810L5	7.8	9	50.0	0.2	3.0	2
	12	●	0810L12	12.8	14	55	0.2	3.0	2
	20	●	0810L20	17.8	19	60	0.2	3.0	2
	30	●	0810L30	26.8	28	70	0.2	3.0	2
0.82	2	●	MLDH 0820P	2.1	3.3	45	0.1	3.0	1
	5	●	0820L5	7.8	9	50.0	0.2	3.0	2
	12	●	0820L12	12.8	14	55	0.2	3.0	2
	20	●	0820L20	18.8	20	60	0.2	3.0	2
	30	●	0820L30	26.8	28	70	0.2	3.0	2
0.83	2	●	MLDH 0830P	2.1	3.3	45	0.1	3.0	1
	5	●	0830L5	7.8	9	50.0	0.2	3.0	2
	12	●	0830L12	12.8	14	55	0.2	3.0	2
	20	●	0830L20	18.8	20	60	0.2	3.0	2
	30	●	0830L30	26.8	28	70	0.2	3.0	2
0.84	2	●	MLDH 0840P	2.1	3.4	45	0.1	3.0	1
	5	●	0840L5	7.7	9	50.0	0.2	3.0	2
	12	●	0840L12	12.7	14	55	0.2	3.0	2
	20	●	0840L20	18.7	20	60	0.2	3.0	2
	30	●	0840L30	27.7	29	70	0.2	3.0	2
0.85	2	●	MLDH 0850P	2.1	3.4	45	0.1	3.0	1
	5	●	0850L5	7.7	9	50.0	0.2	3.0	2
	12	●	0850L12	12.7	14	55	0.2	3.0	2
	20	●	0850L20	18.7	20	60	0.2	3.0	2
	30	●	0850L30	27.7	29	70	0.2	3.0	2
0.86	2	●	MLDH 0860P	2.1	3.4	45	0.1	3.0	1
	5	●	0860L5	7.7	9	50.0	0.2	3.0	2
	12	●	0860L12	13.7	15	55	0.2	3.0	2
	20	●	0860L20	19.7	21	65	0.2	3.0	2
	30	●	0860L30	27.7	29	70	0.2	3.0	2
0.87	2	●	MLDH 0870P	2.2	3.5	45	0.1	3.0	1
	5	●	0870L5	7.7	9	50.0	0.2	3.0	2
	12	●	0870L12	13.7	15	55	0.2	3.0	2
	20	●	0870L20	19.7	21	65	0.2	3.0	2
	30	●	0870L30	28.7	30	70	0.2	3.0	2
0.88	2	●	MLDH 0880P	2.2	3.5	45	0.1	3.0	1
	5	●	0880L5	7.7	9	50.0	0.2	3.0	2
	12	●	0880L12	13.7	15	55	0.2	3.0	2
	20	●	0880L20	19.7	21	65	0.2	3.0	2
	30	●	0880L30	28.7	30	70	0.2	3.0	2
0.89	2	●	MLDH 0890P	2.3	3.6	45	0.1	3.0	1
	5	●	0890L5	7.7	9	50.0	0.2	3.0	2
	12	●	0890L12	13.7	15	55	0.2	3.0	2
	20	●	0890L20	19.7	21	65	0.2	3.0	2
	30	●	0890L30	28.7	30	70	0.2	3.0	2
0.90	2	●	MLDH 0900P	2.3	3.6	45	0.1	3.0	1
	5	●	0900L5	7.7	10	50.0	0.2	3.0	2
	12	●	0900L12	13.7	15	55	0.2	3.0	2
	20	●	0900L20	20.7	22	65	0.2	3.0	2
	30	●	0900L30	29.7	31	75	0.2	3.0	2

型号末尾P:导孔用
材质 ACV70

刀体　刃径ø0.91～1.05mm

尺寸(mm)

刃径 DC	孔深 (L/D)	库存	型　号	有效长度 LU	沟槽长度 LCF	全长 OAL	前端 PL	柄径 DCON	Fig
0.91	2	●	MLDH 0910P	2.2	3.6	45	0.1	3.0	1
	5	●	0910L5	8.6	10	50.0	0.2	3.0	2
	12	●	0910L12	13.6	15	55	0.2	3.0	2
	20	●	0910L20	20.6	22	65	0.2	3.0	2
	30	●	0910L30	29.6	31	75	0.2	3.0	2
0.92	2	●	MLDH 0920P	2.3	3.7	45	0.1	3.0	1
	5	●	0920L5	8.6	10	50.0	0.2	3.0	2
	12	●	0920L12	14.6	16	60	0.2	3.0	2
	20	●	0920L20	20.6	22	65	0.2	3.0	2
	30	●	0920L30	29.6	31	75	0.2	3.0	2
0.93	2	●	MLDH 0930P	2.3	3.7	45	0.1	3.0	1
	5	●	0930L5	8.6	10	50.0	0.2	3.0	2
	12	●	0930L12	14.6	16	60	0.2	3.0	2
	20	●	0930L20	20.6	22	65	0.2	3.0	2
	30	●	0930L30	30.6	32	75	0.2	3.0	2
0.94	2	●	MLDH 0940P	2.4	3.8	45	0.1	3.0	1
	5	●	0940L5	8.6	10	50.0	0.2	3.0	2
	12	●	0940L12	14.6	16	60	0.2	3.0	2
	20	●	0940L20	21.6	23	65	0.2	3.0	2
	30	●	0940L30	30.6	32	75	0.2	3.0	2
0.95	2	●	MLDH 0950P	2.4	3.8	45	0.2	3.0	1
	5	●	0950L5	8.6	10	50.0	0.2	3.0	2
	12	●	0950L12	14.6	16	60	0.2	3.0	2
	20	●	0950L20	21.6	23	65	0.2	3.0	2
	30	●	0950L30	30.6	32	75	0.2	3.0	2
0.96	2	●	MLDH 0960P	2.4	3.8	45	0.2	3.0	1
	5	●	0960L5	8.6	10	50.0	0.2	3.0	2
	12	●	0960L12	14.6	16	60	0.2	3.0	2
	20	●	0960L20	21.6	23	65	0.2	3.0	2
	30	●	0960L30	31.6	33	75	0.2	3.0	2
0.97	2	●	MLDH 0970P	2.4	3.9	45	0.2	3.0	1
	5	●	0970L5	8.5	10	50.0	0.2	3.0	2
	12	●	0970L12	14.5	16	60	0.2	3.0	2
	20	●	0970L20	21.5	23	65	0.2	3.0	2
	30	●	0970L30	31.5	33	75	0.2	3.0	2
0.98	2	●	MLDH 0980P	2.4	3.9	45	0.2	3.0	1
	5	●	0980L5	8.5	10	50.0	0.2	3.0	2
	12	●	0980L12	15.5	17	60	0.2	3.0	2
	20	●	0980L20	22.5	24	65	0.2	3.0	2
	30	●	0980L30	31.5	33	75	0.2	3.0	2
0.99	2	●	MLDH 0990P	2.5	4	45	0.2	3.0	1
	5	●	0990L5	8.5	10	50.0	0.2	3.0	2
	12	●	0990L12	15.5	17	60	0.2	3.0	2
	20	●	0990L20	22.5	24	65	0.2	3.0	2
	30	●	0990L30	32.5	34	75	0.2	3.0	2
1.00	2	●	MLDH 1000P	2.5	4	45	0.2	3.0	1
	5	●	1000L5	8.5	10	50.0	0.2	3.0	2
	12	●	1000L12	15.5	17	60	0.2	3.0	2
	20	●	1000L20	22.5	24	65	0.2	3.0	2
	30	●	1000L30	32.5	34	75	0.2	3.0	2
1.05	2	●	MLDH 1050P	2.6	4.2	45	0.2	3.0	1
	5	●	1050L5	10.4	12	55.0	0.2	3.0	2
	12	●	1050L12	16.4	18	60	0.2	3.0	2
	20	●	1050L20	23.4	25	65	0.2	3.0	2
	30	●	1050L30	34.4	36	80	0.2	3.0	2

型号末尾P:导孔用
材质 ACV70

支持接单生产 如需制造上述尺寸和库存一览以外的刃径和长度，请另行咨询。

细长钻头

MLDH-L型/MLDH-P型(内冷式)

碳素钢,合金钢~0.28% | 碳素钢,合金钢0.29%~ | 调质钢 | 高硬度钢~45 HRC | 不锈钢 | 钛合金 | 耐热钢 | 铸铁 | 球墨铸铁 | 铝合金

PVD涂层 | 有油孔 | 5D | 12D | 20D | 30D | Pilot 2D

Fig 1 (MLDH-P型)

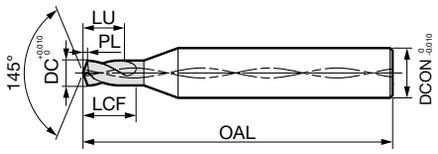

Fig 2 (MLDH-L型)

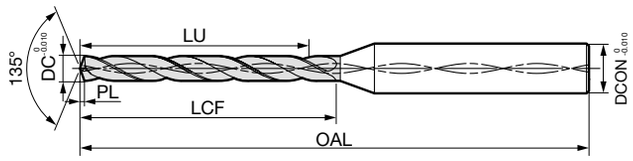

刀体　刃径ø1.10～1.60mm

尺寸(mm)

刃径 DC	孔深 (L/D)	库存	型　号	有效长度 LU	沟槽长度 LCF	全长 OAL	前端 PL	柄径 DCON	Fig
1.10	2	●	MLDH 1100P	2.8	4.4	45	0.2	3.0	1
	5	●	1100L5	10.4	12	55.0	0.2	3.0	2
	12	●	1100L12	17.4	19	60	0.2	3.0	2
	20	●	1100L20	24.4	26	70	0.2	3.0	2
	30	●	1100L30	35.4	37	80	0.2	3.0	2
1.15	2	●	MLDH 1150P	2.9	4.5	45	0.2	3.0	1
	5	●	1150L5	10.3	12	55.0	0.2	3.0	2
	12	●	1150L12	18.3	20	60	0.2	3.0	2
	20	●	1150L20	26.3	28	70	0.2	3.0	2
	30	●	1150L30	37.3	39	80	0.2	3.0	2
1.20	2	●	MLDH 1200P	3.0	4.8	45	0.2	3.0	1
	5	●	1200L5	10.2	12	55.0	0.2	3.0	2
	12	●	1200L12	18.2	20	60	0.2	3.0	2
	20	●	1200L20	27.2	29	70	0.2	3.0	2
	30	●	1200L30	39.2	41	85	0.2	3.0	2
1.25	2	●	MLDH 1250P	3.1	8	45	0.2	3.0	1
	5	●	1250L5	12.1	14	55.0	0.3	3.0	2
	12	●	1250L12	19.1	21	65	0.3	3.0	2
	20	●	1250L20	28.1	30	70	0.3	3.0	2
	30	●	1250L30	41.1	43	85	0.3	3.0	2
1.30	2	●	MLDH 1300P	3.3	5.2	45	0.2	3.0	1
	5	●	1300L5	12.1	14	55.0	0.3	3.0	2
	12	●	1300L12	20.1	22	65	0.3	3.0	2
	20	●	1300L20	29.1	31	75	0.3	3.0	2
	30	●	1300L30	42.1	44	85	0.3	3.0	2
1.35	2	●	MLDH 1350P	3.4	5.4	45	0.2	3.0	1
	5	●	1350L5	12.0	14	55.0	0.3	3.0	2
	12	●	1350L12	21.0	23	65	0.3	3.0	2
	20	●	1350L20	30.0	32	75	0.3	3.0	2
	30	●	1350L30	44.0	46	90	0.3	3.0	2
1.40	2	●	MLDH 1400P	3.5	5.6	45	0.2	3.0	1
	5	●	1400L5	11.9	14	55.0	0.3	3.0	2
	12	●	1400L12	21.9	24	65	0.3	3.0	2
	20	●	1400L20	31.9	34	75	0.3	3.0	2
	30	●	1400L30	45.9	48	90	0.3	3.0	2
1.45	2	●	MLDH 1450P	3.6	5.8	45	0.2	3.0	1
	5	●	1450L5	13.8	16	55.0	0.3	3.0	2
	12	●	1450L12	22.8	25	65	0.3	3.0	2
	20	●	1450L20	32.8	35	75	0.3	3.0	2
	30	●	1450L30	46.8	49	90	0.3	3.0	2
1.50	2	●	MLDH 1500P	3.8	6	45	0.2	3.0	1
	5	●	1500L5	13.8	16	55.0	0.3	3.0	2
	12	●	1500L12	23.8	26	65	0.3	3.0	2
	20	●	1500L20	33.8	36	75	0.3	3.0	2
	30	●	1500L30	48.8	51	90	0.3	3.0	2
1.55	2	●	MLDH 1550P	3.9	6.2	45	0.2	3.0	1
	5	●	1550L5	13.7	16	55.0	0.3	3.0	2
	12	●	1550L12	23.7	26	65	0.3	3.0	2
	20	●	1550L20	34.7	37	80	0.3	3.0	2
	30	●	1550L30	50.7	53	95	0.3	3.0	2
1.60	2	●	MLDH 1600P	4.0	6.4	45	0.3	3.0	1
	5	●	1600L5	13.6	16	55.0	0.3	3.0	2
	12	●	1600L12	24.6	27	70	0.3	3.0	2
	20	●	1600L20	35.6	38	80	0.3	3.0	2
	30	●	1600L30	51.6	54	95	0.3	3.0	2

型号末尾P:导孔用
材质 ACV70

刀体　刃径ø1.65～2.00mm

尺寸(mm)

刃径 DC	孔深 (L/D)	库存	型　号	有效长度 LU	沟槽长度 LCF	全长 OAL	前端 PL	柄径 DCON	Fig
1.65	2	●	MLDH 1650P	4.1	6.6	50	0.3	3.0	1
	5	●	1650L5	15.5	18	60.0	0.3	3.0	2
	12	●	1650L12	25.5	28	70	0.3	3.0	2
	20	●	1650L20	37.5	40	80	0.3	3.0	2
	30	●	1650L30	53.5	56	95	0.3	3.0	2
1.70	2	●	MLDH 1700P	4.3	6.8	50	0.3	3.0	1
	5	●	1700L5	15.5	18	60.0	0.4	3.0	2
	12	●	1700L12	26.5	29	70	0.4	3.0	2
	20	●	1700L20	38.5	41	80	0.4	3.0	2
	30	●	1700L30	55.5	58	100	0.4	3.0	2
1.75	2	●	MLDH 1750P	4.4	7	50	0.3	3.0	1
	5	●	1750L5	15.4	18	60.0	0.4	3.0	2
	12	●	1750L12	27.4	30	70	0.4	3.0	2
	20	●	1750L20	39.4	42	85	0.4	3.0	2
	30	●	1750L30	57.4	60	100	0.4	3.0	2
1.80	2	●	MLDH 1800P	4.5	7.2	50	0.3	3.0	1
	5	●	1800L5	15.3	18	60.0	0.4	3.0	2
	12	●	1800L12	28.3	31	70	0.4	3.0	2
	20	●	1800L20	40.3	43	85	0.4	3.0	2
	30	●	1800L30	58.3	61	100	0.4	3.0	2
1.85	2	●	MLDH 1850P	4.6	7.4	50	0.3	3.0	1
	5	●	1850L5	17.2	20	60.0	0.4	3.0	2
	12	●	1850L12	28.2	31	70	0.4	3.0	2
	20	●	1850L20	41.2	44	85	0.4	3.0	2
	30	●	1850L30	59.2	62	103	0.4	3.0	2
1.90	2	●	MLDH 1900P	4.8	7.6	50	0.3	3.0	1
	5	●	1900L5	17.2	20	60.0	0.4	3.0	2
	12	●	1900L12	29.2	32	75	0.4	3.0	2
	20	●	1900L20	43.2	46	85	0.4	3.0	2
	30	●	1900L30	60.2	63	103	0.4	3.0	2
1.95	2	●	MLDH 1950P	4.9	7.8	50	0.3	3.0	1
	5	●	1950L5	17.1	20	60.0	0.4	3.0	2
	12	●	1950L12	30.1	33	75	0.4	3.0	2
	20	●	1950L20	44.1	47	85	0.4	3.0	2
	30	●	1950L30	61.1	64	103	0.4	3.0	2
2.00	2	●	MLDH 2000P	5.0	8	50	0.3	3.0	1
	5	●	2000L5	17.0	20	60.0	0.4	3.0	2
	12	●	2000L12	31.0	34	75	0.4	3.0	2
	20	●	2000L20	45.0	48	90	0.4	3.0	2
	30	●	2000L30	63.0	66	103	0.4	3.0	2

型号末尾P:导孔用
材质 ACV70

MDUS型/MDUP型/MDSS型

碳素钢、合金钢~0.28% | 碳素钢、合金钢0.29%~ | 不锈钢 | 铝合金 | 铜合金

钢、不锈钢、金属加工用



■ 微型多用途钻头 MDUS型 ø0.03-ø0.19mm

- ●实现高精度钻杆(钻杆公差h3，圆度0.3μm以下，圆柱度0.5μm以下)
- ●采用TiAlN系列超薄涂层，提高了耐磨损性
- ●最适于钢、不锈钢、铜的加工
- ●可制作成每间隔0.005mm的ø0.03mm～ø0.19mm

■ 微型多用途磨尖钻头 MDUP型 ø0.03-ø0.18mm

- ●MDUS型钻头的导孔加工用

PVD 涂层 | Pilot 1D

※h6公差参照N36

Fig 1 (螺旋角：30°)

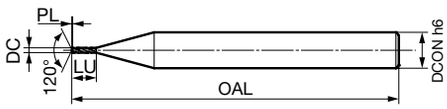

DC	公差
0.1以下	-0.005至-0.010
0.1以上	-0.010至-0.015

微型多用途磨尖钻头 MDUP型　刃径ø0.03～0.18mm

尺寸(mm)

刃径 DC	库存	型　号	有效长度 LU	全长 OAL	前端 PL	柄径 DCON	Fig
0.03	●	MDUP 0030-30C	0.02	38.2	0.01	3.0	1
0.04	●	0040-30C	0.04	38.2	0.01	3.0	1
0.05	●	0050-30C	0.05	38.2	0.01	3.0	1
0.08	●	0080-30C	0.06	38.2	0.02	3.0	1
0.10	●	0100-30C	0.10	38.2	0.03	3.0	1
0.12	●	0120-30C	0.08	38.2	0.03	3.0	1
0.15	●	0150-30C	0.08	38.2	0.04	3.0	1
0.18	●	0180-30C	0.17	38.2	0.05	3.0	1

材质 KP011

■ 迷你多用途钻头 MDSS 型 ø0.20-ø1.00mm

- ●采用高硬度・高韧性的硬质合金母材和高刚性设计(芯厚、槽宽比、螺旋角)的组合，大幅提高了耐崩损性
- ●采用小径钻头专用PVD涂层，大幅提高刀具寿命
- ●可广泛用于碳素钢、合金钢、模具钢和不锈钢等被削材
- ●统一为柄径ø3mm、全长38mm，提高了使用便利性

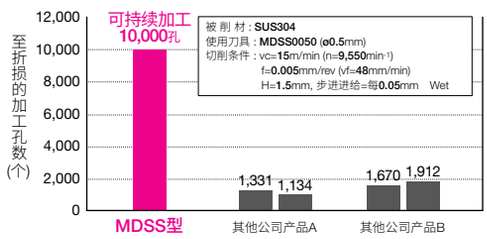

MDSS型推荐切削条件(Wet) <MDUS型的推荐切削条件，请另行咨询>

被削材 / 切削条件 / 刃径 DC (mm)	合金钢、预硬钢 SCM,NAK 转速 min-1	进给速度 mm/min	步进进给 (mm)	模具钢、调质钢 (30～40HRC) 转速 min-1	进给速度 mm/min	步进进给 (mm)	不锈钢 SUS 转速 min-1	进给速度 mm/min	步进进给 (mm)
ø0.2	26,500	50	0.1D	21,200	40	0.1D	10,600	20	0.1D
ø0.3	26,500	80		21,200	60		10,600	30	
ø0.4	25,900	100		19,900	80		9,500	40	
ø0.5	25,500	150		19,100	110		9,500	50	
ø1.0	15,900	240	0.2D～0.5D※	12,700	190	0.2D～0.5D※	5,600	80	

1.左述条件为使用水溶性切削油剂时的条件。
2.工件机械可能会产生振动或异常声音，请根据情况调整切削条件。
3.当机床转速低于基准切削条件时，请使用最高转速。
这时进给速度也请下降到相同比率。
※孔深超出3D(D：钻头直径)时，请加入步进进给。

陶瓷、非金属加工用

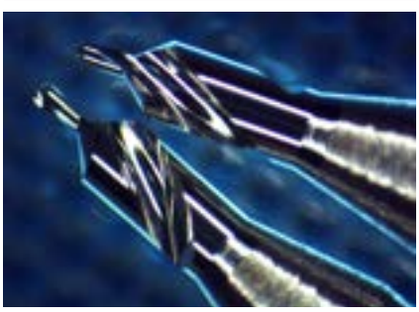

■ 定制微细钻头 ø0.02mm-

- ●提供对应非金属、陶瓷、树脂等各种工件材质的专用刃型
- ●对应促进效率提高的(如通过带阶梯钻头进行工艺统一等)专用设计
- ●以符合顾客要求的钻头刃径(ø0.02～)、L×D制作
(可制作范围请与我公司协商)

带阶梯钻头的提案事例



MDUS型/MDSS型(外冷式/小径型)

MDUS 碳素钢,合金钢 ~0.28% | 碳素钢,合金钢 0.29%~ | 不锈钢 | 铝合金 | 铜合金

MDSS 碳素钢,合金钢 ~0.28% | 碳素钢,合金钢 0.29%~ | 调质钢 | 高硬度钢 ~45 HRC | 高硬度钢 46HRC~ | 不锈钢 | 耐热钢 | 铸铁 | 球墨铸铁 | 铝合金

PVD 涂层 | FB 涂层 | 10D

※h6公差参照N36

Fig 1 (ø0.030～0.190mm)

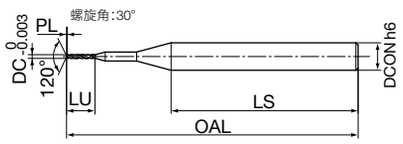

Fig 2 (ø0.20～0.34mm)

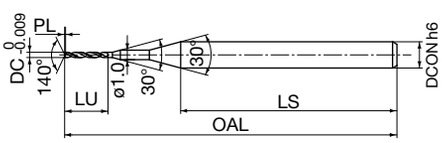

Fig 3 (ø0.35～1.00mm)

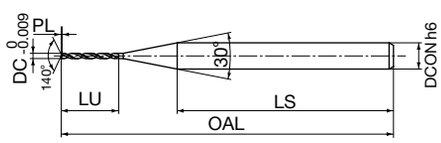

刀体　刃径ø0.030～0.49mm

尺寸(mm)

刃径 DC	孔深 (L/D)	库存	型　号	有效长度 LU	全长 OAL	前端 PL	刀杆 LS	柄径 DCON	Fig
0.030		●	MDUS 0030-30C	0.26	38.0	0.01	28	3.0	1
0.035			0035-30C	0.35	38.0	0.01	28	3.0	1
0.040	10	●	0040-30C	0.34	38.0	0.01	28	3.0	1
0.045			0045-30C	0.46	38.0	0.01	28	3.0	1
0.050		●	0050-30C	0.45	38.0	0.01	28	3.0	1
0.055			MDUS 0055-30C	0.55	38.0	0.02	28	3.0	1
0.060			0060-30C	0.54	38.0	0.02	28	3.0	1
0.065			0065-30C	0.64	38.0	0.02	28	3.0	1
0.070	10		0070-30C	0.63	38.0	0.02	28	3.0	1
0.075			0075-30C	0.73	38.0	0.02	28	3.0	1
0.080		●	0080-30C	0.72	38.0	0.02	28	3.0	1
0.085			0085-30C	0.92	38.0	0.02	28	3.0	1
0.090			MDUS 0090-30C	0.91	38.0	0.03	28	3.0	1
0.095			0095-30C	0.91	38.0	0.03	28	3.0	1
0.100	10	●	0100-30C	0.90	38.0	0.03	28	3.0	1
0.110			0110-30C	1.09	38.0	0.03	28	3.0	1
0.120		●	0120-30C	1.08	38.0	0.03	28	3.0	1
0.130			MDUS 0130-30C	1.37	38.0	0.04	28	3.0	1
0.140	10		0140-30C	1.36	38.0	0.04	28	3.0	1
0.150		●	0150-30C	1.35	38.0	0.04	28	3.0	1
0.160			MDUS 0160-30C	1.64	38.0	0.05	28	3.0	1
0.170	10		0170-30C	1.63	38.0	0.05	28	3.0	1
0.180		●	0180-30C	1.62	38.0	0.05	28	3.0	1
0.190			0190-30C	1.71	38.0	0.05	28	3.0	1
0.20		●	MDSS 0020	2.25	38	0.04	28	3.0	2
0.21		●	0021	2.24	38	0.04	28	3.0	2
0.22	10	●	0022	2.23	38	0.04	28	3.0	2
0.23		●	0023	2.21	38	0.04	28	3.0	2
0.24		●	0024	2.20	38	0.04	28	3.0	2
0.25		●	MDSS 0025	2.19	38	0.05	28	3.0	2
0.26		●	0026	2.18	38	0.05	28	3.0	2
0.27	10	●	0027	2.16	38	0.05	28	3.0	2
0.28		●	0028	2.15	38	0.05	28	3.0	2
0.29		●	0029	2.14	38	0.05	28	3.0	2
0.30		●	0030	2.6	38	0.05	28	3.0	2
0.31		●	MDSS 0031	2.6	38	0.06	28	3.0	2
0.32		●	0032	2.6	38	0.06	28	3.0	2
0.33	10	●	0033	2.6	38	0.06	28	3.0	2
0.34		●	0034	2.6	38	0.06	28	3.0	2
0.35		●	0035	3.6	38	0.06	28	3.0	3
0.36		●	MDSS 0036	3.6	38	0.07	28	3.0	3
0.37		●	0037	3.5	38	0.07	28	3.0	3
0.38	10	●	0038	3.5	38	0.07	28	3.0	3
0.39		●	0039	3.5	38	0.07	28	3.0	3
0.40		●	0040	4.5	38	0.07	28	3.0	3
0.41		●	0041	4.5	38	0.07	28	3.0	3
0.42		●	MDSS 0042	4.5	38	0.08	28	3.0	3
0.43		●	0043	4.5	38	0.08	28	3.0	3
0.44	10	●	0044	4.5	38	0.08	28	3.0	3
0.45		●	0045	4.4	38	0.08	28	3.0	3
0.46		●	0046	4.4	38	0.08	28	3.0	3
0.47		●	MDSS 0047	4.4	38	0.09	28	3.0	3
0.48	10	●	0048	4.4	38	0.09	28	3.0	3
0.49		●	0049	4.4	38	0.09	28	3.0	3

材质 MDUS型 KP011 / MDSS型 ACF40B

刀体　刃径ø0.50～1.00mm

尺寸(mm)

刃径 DC	孔深 (L/D)	库存	型　号	有效长度 LU	全长 OAL	前端 PL	刀杆 LS	柄径 DCON	Fig
0.50		●	MDSS 0050	5.4	38	0.09	27	3.0	3
0.51	10	●	0051	5.4	38	0.09	27	3.0	3
0.52		●	0052	5.4	38	0.09	27	3.0	3
0.53		●	MDSS 0053	5.3	38	0.10	27	3.0	3
0.54		●	0054	5.3	38	0.10	27	3.0	3
0.55	10	●	0055	5.3	38	0.10	27	3.0	3
0.56		●	0056	5.3	38	0.10	27	3.0	3
0.57		●	0057	5.3	38	0.10	27	3.0	3
0.58		●	MDSS 0058	5.3	38	0.11	27	3.0	3
0.59		●	0059	5.3	38	0.11	27	3.0	3
0.60	10	●	0060	6.3	38	0.11	26	3.0	3
0.61		●	0061	6.2	38	0.11	26	3.0	3
0.62		●	0062	6.2	38	0.11	26	3.0	3
0.63		●	0063	6.2	38	0.11	26	3.0	3
0.64		●	MDSS 0064	6.2	38	0.12	26	3.0	3
0.65		●	0065	6.2	38	0.12	26	3.0	3
0.66	10	●	0066	6.2	38	0.12	26	3.0	3
0.67		●	0067	6.2	38	0.12	26	3.0	3
0.68		●	0068	6.2	38	0.12	26	3.0	3
0.69		●	MDSS 0069	6.1	38	0.13	26	3.0	3
0.70		●	0070	8.1	38	0.13	24	3.0	3
0.71	10	●	0071	8.1	38	0.13	24	3.0	3
0.72		●	0072	8.1	38	0.13	24	3.0	3
0.73		●	0073	8.1	38	0.13	24	3.0	3
0.74		●	0074	8.1	38	0.13	24	3.0	3
0.75		●	MDSS 0075	8.1	38	0.14	24	3.0	3
0.76		●	0076	8.1	38	0.14	24	3.0	3
0.77	10	●	0077	8.0	38	0.14	24	3.0	3
0.78		●	0078	8.0	38	0.14	24	3.0	3
0.79		●	0079	8.0	38	0.14	24	3.0	3
0.80		●	MDSS 0080	9.0	38	0.15	23	3.0	3
0.81		●	0081	9.0	38	0.15	23	3.0	3
0.82	10	●	0082	9.0	38	0.15	23	3.0	3
0.83		●	0083	9.0	38	0.15	23	3.0	3
0.84		●	0084	9.0	38	0.15	23	3.0	3
0.85		●	0085	8.9	38	0.15	23	3.0	3
0.86		●	MDSS 0086	8.9	38	0.16	23	3.0	3
0.87		●	0087	8.9	38	0.16	23	3.0	3
0.88	10	●	0088	8.9	38	0.16	23	3.0	3
0.89		●	0089	8.9	38	0.16	23	3.0	3
0.90		●	0090	9.9	38	0.16	22	3.0	3
0.91		●	MDSS 0091	9.9	38	0.17	22	3.0	3
0.92		●	0092	9.9	38	0.17	22	3.0	3
0.93	10	●	0093	9.8	38	0.17	22	3.0	3
0.94		●	0094	9.8	38	0.17	22	3.0	3
0.95		●	0095	9.8	38	0.17	22	3.0	3
0.96		●	0096	9.8	38	0.17	22	3.0	3
0.97		●	MDSS 0097	9.8	38	0.18	22	3.0	3
0.98	10	●	0098	9.8	38	0.18	22	3.0	3
0.99		●	0099	9.8	38	0.18	22	3.0	3
1.00		●	0100	10.8	38	0.18	21	3.0	3

材质 MDUS型 KP011 / MDSS型 ACF40B

SMD型

■ 特长

采用独创的接合面放射状嵌合，
高精度兼高强度的刀头可换式钻头。
由于刀头可换，可经常使用新刀头，对于提高生产性、
降低成本以及刀具管理的简约化做出了贡献。
此外确保再研磨余量1.5mm ～ 3mm，
更可降低刀具成本。※仅MTL/MSL/MEL/MB可再研磨

■ 系列构成

刀头	用途	刀杆(L/D)	DC范围
MTL型	一般钢	1.5D型/1.5DF型(1.5D)	ø12.0～ø30.8 M型/L型: ø12.0～ø42.5 D型: ø13.5～ø30.8
		M型/3D型/3DF型(3D)	
		L型/5D型/5DF型(5D)	
		D型/8D型/8DF型(8D)	
		12D型(12D)	
MSL型	SUS SS FC	1.5D型/1.5DF型(1.5D)	ø12.0～ø30.8 D型: ø13.5～ø30.8
		M型/3D型/3DF型(3D)	
		L型/5D型/5DF型(5D)	
		D型/8D型/8DF型(8D)	
		12D型(12D)	
MFS型	锪孔	1.5D型/1.5DF型	ø12.0～ ø30.0
MB型	桥梁	B3型(3D)	ø24.5～ ø26.7

*MFS型在3D/5D/8D/12D刀杆上也可使用。

■ 刀具寿命与降低成本效果

●每个切刃的刀具寿命比较

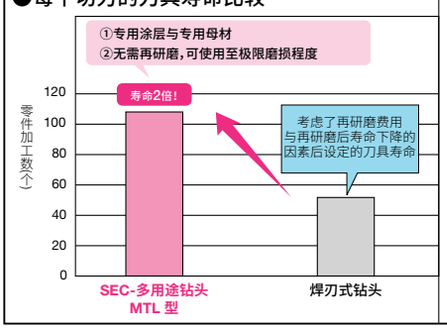

●加工1000个工件时的刀具总成本比

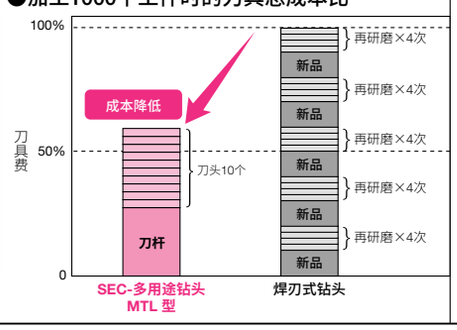

●结论

以焊刃式钻头的再研磨为前提的使用方法只能发挥刀具50～70%的潜能，而SEC-多用途钻头MTL型可发挥100%性能！

SEC-多用途钻头MTL型达到了焊刃式钻头的2倍寿命！而且还缩短了刀具交换时间！

●加工样品与切削条件

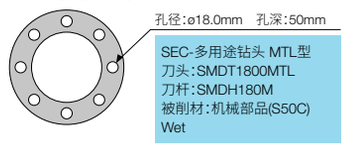

■ 加工精度

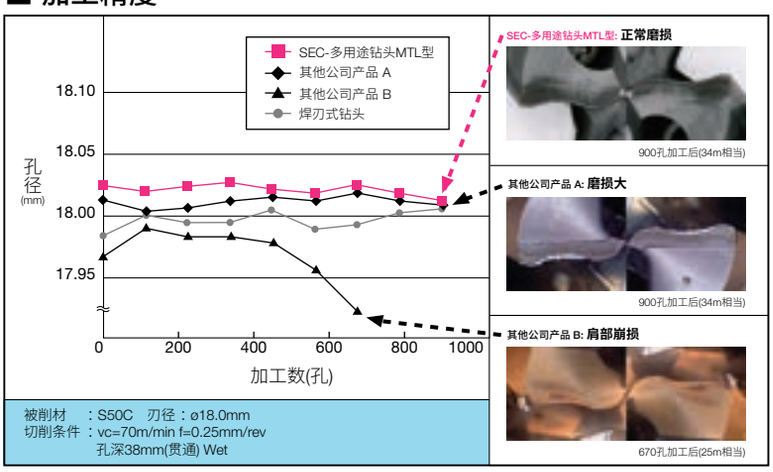

被削材 ：S50C 刃径：ø18.0mm
切削条件：vc=70m/min f=0.25mm/rev
孔深38mm(贯通) Wet

■ 刀具强度

●达到进给极限时的强度比较

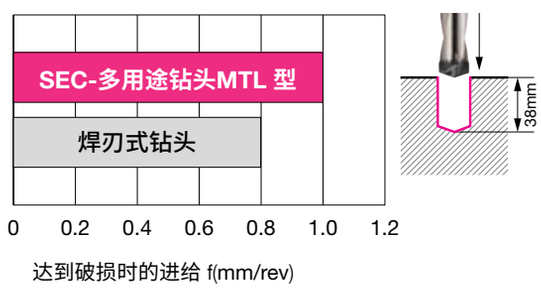

被削材 ：S50C 刃径：ø16.0mm
切削条件：vc=80m/min
孔深38mm

■ 8D、12D型 推荐加工方法 12D用刀杆的夹头使用液压夹头、铣刀夹头、弹簧夹头

①使用SMDH○○○-1.5D(F)型(1.5D用刀杆)+MTL型、MSL型(刀头)进行导孔加工
●导孔加工用刀杆请使用1.5D用刀杆，刀头使用与8D、12D用相同的刃径(同型号)的刀头。

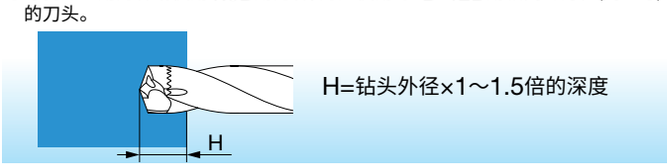

②以低转速将8D、12D用刀杆+MTL型、MSL型(刀头)插入导孔
●转速:500min^{-1}●进给速度:1,000～2,000mm/min

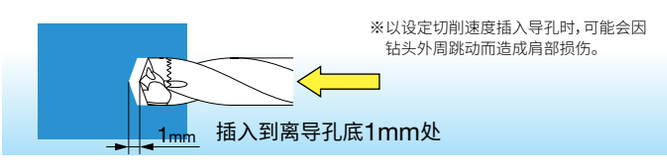

※以设定切削速度插入导孔时，可能会因钻头外周跳动而造成肩部损伤。

③将转速提高至设定转速，然后进行切削进给

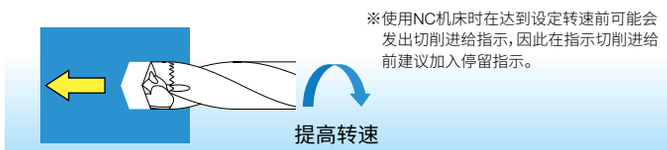

※使用NC机床时在达到设定转速前可能会发出切削进给指示，因此在指示切削进给前建议加入停留指示。

④加工后降低转速，将钻头从被削材中拔出
●转速:500min^{-1}●进给速度:1,000～2,000mm/min

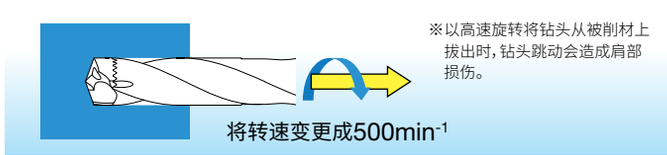

※以高速旋转将钻头从被削材上拔出时，钻头跳动会造成肩部损伤。

MTL型　最适宜、一般钢的高效加工

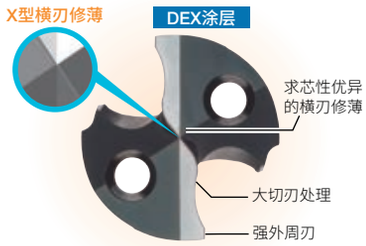

●高刀尖强度
采用较大刀尖处理，可减轻切削刃部分的崩损。

●稳定的加工孔精度
采用X型横刃修薄，咬合时的求芯性优异，可实现稳定钻孔。

■ 长寿命

寿命、效率同时提高

被削材：外壳(S20C)
切削刀具：ø15×5D用
切削条件：vc=107m/min
f=0.3mm/rev
孔深：32mm×12孔

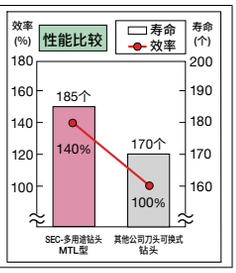

■ 加工精度

加工大直径孔时同样具备较高的孔精度

被削材：SM490(建筑机械用底板)
切削刀具：ø33×5D用
切削条件：vc=120m/min
f=0.25mm/rev
切削油剂：乳化液



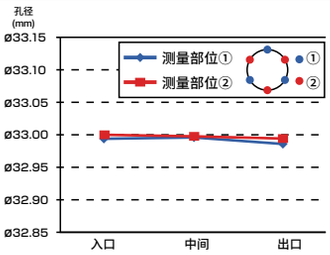

MSL型　实现软钢、不锈钢等的稳定加工

●在软钢、不锈钢加工中发挥优异的锋利性
凭借新设计的直线刃型和特殊R横刃修薄，提高切屑处理性能，实现稳定加工。

●实现稳定的长寿命
采用Absotech®技术的NX涂层，提高了耐磨损性、耐热性。

■ 切屑处理性能

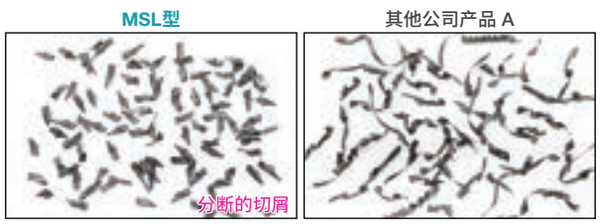

设备：立式M/C BT50　内冷式2MPa
被削材：SS400　使用刀具：ø14×5D用
切削条件：vc=80m/min　f=0.2mm/rev　H=50mm

■ 长寿命

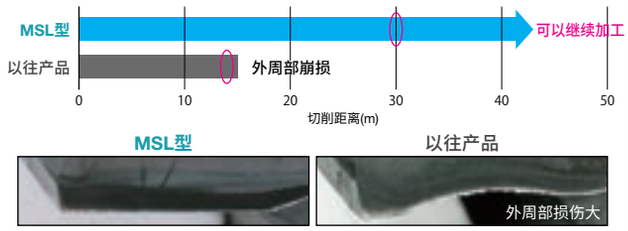

设备：立式M/C BT50　内冷式2MPa
被削材：SUS304　使用刀具：ø14×5D用
切削条件：vc=65m/min　f=0.15mm/rev　H=40mm

■ 推荐切削条件(MSL型/MTL型/MEL型)

(n：转速min⁻¹　vc：切削速度 m/min　f：进给量 mm/rev)

被削材		软钢(～250HB)	一般钢(250～320HB)		高硬度钢(45HRC)	不锈钢(～200HB)	灰口铸铁	球墨铸铁	铝合金
推荐刀头		MSL型	MTL型	MSL型	MTL型	MSL型/MEL型	MTL型/MSL型	MTL型/MSL型	(特殊刃型)*
刃径DC(mm)	切削条件	下限-**推荐** -上限	下限-**推荐** -上限	下限-**推荐** -上限	下限-**推荐** -上限	下限-**推荐** -上限	下限-**推荐** -上限	下限-**推荐** -上限	下限-**推荐** -上限
～ø16.0	n	2,000 (1,400)	2,000 (1,400)	2,000 (1,400)	1,200 (1,000)	1,200 (1,000)	1,400 (1,200)	1,200 (1,000)	4,800 (4,000)
	vc	80-**100**-120 (50-**70**-80)	70-**100**-120 (50-**70**-80)	70-**100**-120 (50-**70**-80)	40-**60**-90 (30-**50**-70)	30-**50**-80 (30-**50**-60)	50-**70**-90 (40-**60**-80)	50-**60**-80 (40-**50**-70)	200-**240**-260 (180-**200**-240)
	f	0.15-**0.20**-0.25	0.15-**0.20**-0.30	0.10-**0.15**-0.20	0.10-**0.15**-0.20	0.10-**0.15**-0.20	0.20-**0.25**-0.30	0.20-**0.25**-0.30	0.35-**0.45**-0.55
～ø20.0	n	1,600 (1,100)	1,600 (1,100)	1,600 (1,100)	1,000 (800)	1,100 (950)	1,300 (1,100)	1,100 (950)	3,800 (3,200)
	vc	80-**100**-120 (50-**70**-80)	70-**100**-120 (50-**70**-80)	70-**100**-120 (50-**70**-80)	40-**60**-90 (30-**50**-70)	30-**60**-90 (30-**50**-70)	60-**80**-100 (50-**70**-90)	50-**70**-90 (40-**60**-80)	200-**240**-260 (180-**200**-240)
	f	0.15-**0.25**-0.30	0.20-**0.25**-0.35	0.15-**0.20**-0.25	0.15-**0.20**-0.25	0.10-**0.20**-0.25	0.20-**0.30**-0.35	0.20-**0.25**-0.35	0.35-**0.50**-0.60
～ø30.8	n	1,000 (700)	1,000 (700)	1,000 (700)	600 (500)	700 (600)	800 (700)	700 (600)	2,500 (2,000)
	vc	80-**100**-120 (50-**70**-80)	70-**100**-120 (50-**70**-80)	70-**100**-120 (50-**70**-80)	40-**60**-90 (30-**50**-70)	30-**60**-90 (30-**50**-70)	60-**80**-100 (50-**70**-90)	50-**70**-90 (40-**60**-80)	200-**240**-260 (180-**200**-240)
	f	0.20-**0.25**-0.30	0.20-**0.25**-0.35	0.15-**0.20**-0.25	0.15-**0.20**-0.25	0.10-**0.20**-0.25	0.20-**0.30**-0.40	0.25-**0.30**-0.35	0.35-**0.50**-0.60
推荐刀头		大径MTL型(ø31.0～)							
ø31.0～ø42.5	n	650 (520)	650 (520)		380 (300)	450 (300)	520 (450)	450 (380)	1,800 (1,500)
	vc	70-**90**-120 (50-**70**-80)	70-**90**-120 (50-**70**-80)		40-**50**-80 (30-**40**-60)	40-**60**-80 (30-**40**-60)	60-**70**-100 (50-**60**-90)	50-**60**-90 (40-**50**-70)	200-**240**-260 (180-**200**-240)
	f	0.25-**0.35**-0.45	0.25-**0.30**-0.40		0.15-**0.25**-0.30	0.20-**0.25**-0.30	0.25-**0.35**-0.45	0.25-**0.30**-0.35	0.35-**0.50**-0.60

注：需要根据机械刚性和工件刚性对切削进给f等进行调整。
8D、12D用推荐切削速度请参考( )内数值。使用8D、12D用前，建议加工相同尺寸的导孔。
＊上述红字数值与2021-2022年综合产品目录不同。

＊铝合金用特殊刃型的订购，请进行询问。

SMD型(内冷式)

MTL 碳素钢,合金钢 ~0.28% 碳素钢,合金钢 0.29%~ 调质钢 高硬度钢 ~45 HRC 铸铁 球墨铸铁

DEX 涂层 可换式刀头 MTL 有油孔 机夹式 1.5D 3D 5D 8D 12D

※h7公差参照N36

机夹式刀头

Fig 1（DC≤30.8mm）

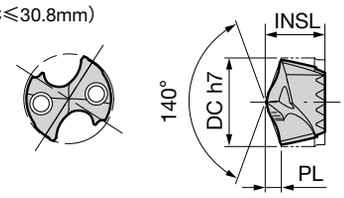

机夹式刀头 MTL型 刃径ø12.0～17.3mm

尺寸(mm)

刃径 DC	库存	型号	刀头长度 INSL	前端 PL	适用刀杆	Fig
12.0	●	SMDT 1200 MTL	9.1	2.2	SMDH120□	1
12.1	●	1210 MTL	9.1	2.2		1
12.2	●	1220 MTL	9.1	2.2		1
12.3	●	1230 MTL	9.1	2.2		1
12.4	●	1240 MTL	9.1	2.3		1
12.5	●	SMDT 1250 MTL	9.4	2.3	SMDH125□	1
12.6	●	1260 MTL	9.4	2.3		1
12.7	●	1270 MTL	9.4	2.3		1
12.8	●	1280 MTL	9.4	2.3		1
12.9	●	1290 MTL	9.4	2.3		1
13.0	●	SMDT 1300 MTL	9.7	2.4	SMDH130□	1
13.1	●	1310 MTL	9.7	2.4		1
13.2	●	1320 MTL	9.7	2.4		1
13.3	●	1330 MTL	9.7	2.4		1
13.4	●	1340 MTL	9.7	2.4		1
13.5	●	SMDT 1350 MTL	10.3	2.5	SMDH140□	1
13.6	●	1360 MTL	10.3	2.5		1
13.7	●	1370 MTL	10.3	2.5		1
13.8	●	1380 MTL	10.3	2.5		1
13.9	●	1390 MTL	10.3	2.5		1
14.0	●	1400 MTL	10.3	2.5		1
14.1	●	1410 MTL	10.3	2.6		1
14.2	●	1420 MTL	10.3	2.6		1
14.3	●	1430 MTL	10.3	2.6		1
14.4	●	1440 MTL	10.3	2.6		1
14.5	●	1450 MTL	10.3	2.6		1
14.6	●	SMDT 1460 MTL	11.0	2.7	SMDH150□	1
14.7	●	1470 MTL	11.0	2.7		1
14.8	●	1480 MTL	11.0	2.7		1
14.9	●	1490 MTL	11.0	2.7		1
15.0	●	1500 MTL	11.0	2.7		1
15.1	●	1510 MTL	11.0	2.7		1
15.2	●	1520 MTL	11.0	2.8		1
15.3	●	1530 MTL	11.0	2.8		1
15.4	●	1540 MTL	11.0	2.8		1
15.5	●	1550 MTL	11.0	2.8		1
15.6	●	SMDT 1560 MTL	11.6	2.8	SMDH160□	1
15.7	●	1570 MTL	11.6	2.9		1
15.8	●	1580 MTL	11.6	2.9		1
15.9	●	1590 MTL	11.6	2.9		1
16.0	●	1600 MTL	11.6	2.9		1
16.1	●	1610 MTL	11.6	2.9		1
16.2	●	1620 MTL	11.6	2.9		1
16.3	●	1630 MTL	11.6	3.0		1
16.4	●	1640 MTL	11.6	3.0		1
16.5	●	1650 MTL	11.6	3.0		1
16.6	●	SMDT 1660 MTL	12.2	3.0	SMDH170□	1
16.7	●	1670 MTL	12.2	3.0		1
16.8	●	1680 MTL	12.2	3.1		1
16.9	●	1690 MTL	12.2	3.1		1
17.0	●	1700 MTL	12.2	3.1		1
17.1	●	1710 MTL	12.2	3.1		1
17.2	●	1720 MTL	12.2	3.1		1
17.3	●	1730 MTL	12.2	3.1		1

材质 ACX70(刃径DC:12.0 ～ 30.8) ACX80(刃径DC:30.9 ～ 42.5)

推荐切削条件 ☞J105 适用刀杆 ☞J112

机夹式刀头 MTL型 刃径ø17.4～22.7mm

尺寸(mm)

刃径 DC	库存	型号	刀头长度 INSL	前端 PL	适用刀杆	Fig
17.4	●	SMDT 1740 MTL	12.2	3.2	SMDH170□	1
17.5	●	1750 MTL	12.2	3.2		1
17.6	●	SMDT 1760 MTL	12.9	3.2	SMDH180□	1
17.7	●	1770 MTL	12.9	3.2		1
17.8	●	1780 MTL	12.9	3.2		1
17.9	●	1790 MTL	12.9	3.3		1
18.0	●	1800 MTL	12.9	3.3		1
18.1	●	1810 MTL	12.9	3.3		1
18.2	●	1820 MTL	12.9	3.3		1
18.3	●	1830 MTL	12.9	3.3		1
18.4	●	1840 MTL	12.9	3.3		1
18.5	●	1850 MTL	12.9	3.4		1
18.6	●	SMDT 1860 MTL	13.5	3.4	SMDH190□	1
18.7	●	1870 MTL	13.5	3.4		1
18.8	●	1880 MTL	13.5	3.4		1
18.9	●	1890 MTL	13.5	3.4		1
19.0	●	1900 MTL	13.5	3.5		1
19.1	●	1910 MTL	13.5	3.5		1
19.2	●	1920 MTL	13.5	3.5		1
19.3	●	1930 MTL	13.5	3.5		1
19.4	●	1940 MTL	13.5	3.5		1
19.5	●	1950 MTL	13.5	3.5		1
19.6	●	SMDT 1960 MTL	14.1	3.6	SMDH200□	1
19.7	●	1970 MTL	14.1	3.6		1
19.8	●	1980 MTL	14.1	3.6		1
19.9	●	1990 MTL	14.1	3.6		1
20.0	●	2000 MTL	14.1	3.6		1
20.1	●	2010 MTL	14.1	3.7		1
20.2	●	2020 MTL	14.1	3.7		1
20.3	●	2030 MTL	14.1	3.7		1
20.4	●	2040 MTL	14.1	3.7		1
20.5	●	2050 MTL	14.1	3.7		1
20.6	●	SMDT 2060 MTL	14.8	3.7	SMDH210□	1
20.7	●	2070 MTL	14.8	3.8		1
20.8	●	2080 MTL	14.8	3.8		1
20.9	●	2090 MTL	14.8	3.8		1
21.0	●	2100 MTL	14.8	3.8		1
21.1	●	2110 MTL	14.8	3.8		1
21.2	●	2120 MTL	14.8	3.9		1
21.3	●	2130 MTL	14.8	3.9		1
21.4	●	2140 MTL	14.8	3.9		1
21.5	●	2150 MTL	14.8	3.9		1
21.6	●	SMDT 2160 MTL	15.0	3.9	SMDH220□	1
21.7	●	2170 MTL	15.0	3.9		1
21.8	●	2180 MTL	15.0	4.0		1
21.9	●	2190 MTL	15.0	4.0		1
22.0	●	2200 MTL	15.0	4.0		1
22.1	●	2210 MTL	15.0	4.0		1
22.2	●	2220 MTL	15.0	4.0		1
22.3	●	2230 MTL	15.0	4.1		1
22.4	●	2240 MTL	15.0	4.1		1
22.5	●	2250 MTL	15.0	4.1		1
22.6	●	2260 MTL	15.0	4.1		1
22.7	●	2270 MTL	15.0	4.1		1

材质 ACX70(刃径DC:12.0 ～ 30.8) ACX80(刃径DC:30.9 ～ 42.5)

推荐切削条件 ☞J105 适用刀杆 ☞J112

SMD型(内冷式)

MTL 碳素钢、合金钢 ~0.28% 碳素钢、合金钢 0.29%~ 调质钢 高硬度钢 ~45 HRC 铸铁 球墨铸铁

DEX 涂层 可换式刀头 MTL 有油孔 机夹式 1.5D 3D 5D 8D 12D

※h7公差参照N36

机夹式刀头

Fig 1（DC≦30.8mm）

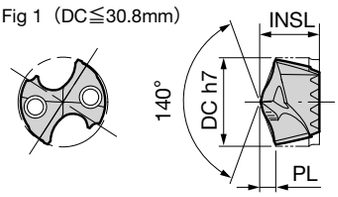

Fig 2（DC≧30.9mm）

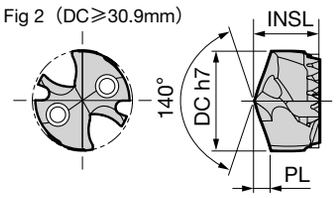

机夹式刀头 MTL型 刃径ø22.8～28.1mm

尺寸(mm)

刃径 DC	库存	型号	刀头长度 INSL	前端 PL	适用刀杆	Fig
22.8	●	SMDT 2280 MTL	15.0	4.1	SMDH220□	1
22.9	●	SMDT 2290 MTL	15.1	4.2	SMDH230□	1
23.0	●	2300 MTL	15.1	4.2		1
23.1	●	2310 MTL	15.1	4.2		1
23.2	●	2320 MTL	15.1	4.2		1
23.3	●	2330 MTL	15.1	4.2		1
23.4	●	2340 MTL	15.1	4.3		1
23.5	●	2350 MTL	15.1	4.3		1
23.6	●	2360 MTL	15.1	4.3		1
23.7	●	2370 MTL	15.1	4.3		1
23.8	●	2380 MTL	15.1	4.3		1
23.9	●	SMDT 2390 MTL	15.4	4.3	SMDH240□	1
24.0	●	2400 MTL	15.4	4.4		1
24.1	●	2410 MTL	15.4	4.4		1
24.2	●	2420 MTL	15.4	4.4		1
24.3	●	2430 MTL	15.4	4.4		1
24.4	●	2440 MTL	15.4	4.4		1
24.5	●	2450 MTL	15.4	4.5		1
24.6	●	2460 MTL	15.4	4.5		1
24.7	●	2470 MTL	15.4	4.5		1
24.8	●	2480 MTL	15.4	4.5		1
24.9	●	SMDT 2490 MTL	15.8	4.5	SMDH250□	1
25.0	●	2500 MTL	15.8	4.5		1
25.1	●	2510 MTL	15.8	4.6		1
25.2	●	2520 MTL	15.8	4.6		1
25.3	●	2530 MTL	15.8	4.6		1
25.4	●	2540 MTL	15.8	4.6		1
25.5	●	2550 MTL	15.8	4.6		1
25.6	●	2560 MTL	15.8	4.7		1
25.7	●	2570 MTL	15.8	4.7		1
25.8	●	2580 MTL	15.8	4.7		1
25.9	●	SMDT 2590 MTL	16.4	4.7	SMDH260□	1
26.0	●	2600 MTL	16.4	4.7		1
26.1	●	2610 MTL	16.4	4.7		1
26.2	●	2620 MTL	16.4	4.8		1
26.3	●	2630 MTL	16.4	4.8		1
26.4	●	2640 MTL	16.4	4.8		1
26.5	●	2650 MTL	16.4	4.8		1
26.6	●	2660 MTL	16.4	4.8		1
26.7	●	2670 MTL	16.4	4.9		1
26.8	●	2680 MTL	16.4	4.9		1
26.9	●	SMDT 2690 MTL	17.1	4.9	SMDH270□	1
27.0	●	2700 MTL	17.1	4.9		1
27.1	●	2710 MTL	17.1	4.9		1
27.2	●	2720 MTL	17.1	4.9		1
27.3	●	2730 MTL	17.1	5.0		1
27.4	●	2740 MTL	17.1	5.0		1
27.5	●	2750 MTL	17.1	5.0		1
27.6	●	2760 MTL	17.1	5.0		1
27.7	●	2770 MTL	17.1	5.0		1
27.8	●	2780 MTL	17.1	5.1		1
27.9	●	SMDT 2790 MTL	17.7	5.1	SMDH280□	1
28.0	●	2800 MTL	17.7	5.1		1
28.1	●	2810 MTL	17.7	5.1		1

材质 ACX70(刃径DC：12.0 ～ 30.8) ACX80(刃径DC：30.9 ～ 42.5)

推荐切削条件 ☞J105 适用刀杆 ☞J112

机夹式刀头 MTL型 刃径ø28.2～42.5mm

尺寸(mm)

刃径 DC	库存	型号	刀头长度 INSL	前端 PL	适用刀杆	Fig
28.2	●	SMDT 2820 MTL	17.7	5.1	SMDH280□	1
28.3	●	2830 MTL	17.7	5.2		1
28.4	●	2840 MTL	17.7	5.2		1
28.5	●	2850 MTL	17.7	5.2		1
28.6	●	2860 MTL	17.7	5.2		1
28.7	●	2870 MTL	17.7	5.2		1
28.8	●	2880 MTL	17.7	5.2		1
28.9	●	SMDT 2890 MTL	18.3	5.3	SMDH290□	1
29.0	●	2900 MTL	18.3	5.3		1
29.1	●	2910 MTL	18.3	5.3		1
29.2	●	2920 MTL	18.3	5.3		1
29.3	●	2930 MTL	18.3	5.3		1
29.4	●	2940 MTL	18.3	5.4		1
29.5	●	2950 MTL	18.3	5.4		1
29.6	●	2960 MTL	18.3	5.4		1
29.7	●	2970 MTL	18.3	5.4		1
29.8	●	2980 MTL	18.3	5.4		1
29.9	●	SMDT 2990 MTL	19.0	5.4	SMDH300□	1
30.0	●	3000 MTL	19.0	5.5		1
30.1	●	3010 MTL	19.0	5.5		1
30.2	●	3020 MTL	19.0	5.5		1
30.3	●	3030 MTL	19.0	5.5		1
30.4	●	3040 MTL	19.0	5.5		1
30.5	●	3050 MTL	19.0	5.6		1
30.6	●	3060 MTL	19.0	5.6		1
30.7	●	3070 MTL	19.0	5.6		1
30.8	●	3080 MTL	19.0	5.6		1
31.0	●	SMDT 3100 MTL	21.0	5.6	SMDH320□	2
31.5		3150 MTL	21.0	5.7		2
32.0	●	3200 MTL	21.0	5.8		2
32.5		SMDT 3250 MTL	21.0	5.9	SMDH335□	2
33.0	●	3300 MTL	21.0	6.0		2
33.5		3350 MTL	21.0	6.1		2
34.0	●	SMDT 3400 MTL	23.0	6.2	SMDH350□	2
34.5		3450 MTL	23.0	6.3		2
35.0	●	3500 MTL	23.0	6.4		2
35.5		SMDT 3550 MTL	23.0	6.5	SMDH365□	2
36.0	●	3600 MTL	23.0	6.6		2
36.5		3650 MTL	23.0	6.6		2
37.0	●	SMDT 3700 MTL	25.0	6.7	SMDH380□	2
37.5	●	3750 MTL	25.0	6.8		2
38.0	●	3800 MTL	25.0	6.9		2
38.5		SMDT 3850 MTL	25.0	7.0	SMDH395□	2
39.0	●	3900 MTL	25.0	7.1		2
39.5		3950 MTL	25.0	7.2		2
40.0	●	SMDT 4000 MTL	27.0	7.3	SMDH410□	2
40.5	●	4050 MTL	27.0	7.4		2
41.0	●	4100 MTL	27.0	7.5		2
41.5		SMDT 4150 MTL	27.0	7.6	SMDH425□	2
42.0	●	4200 MTL	27.0	7.6		2
42.5		4250 MTL	27.0	7.7		2

材质 ACX70(刃径DC：12.0 ～ 30.8) ACX80(刃径DC：30.9 ～ 42.5)

推荐切削条件 ☞J105 适用刀杆 ☞J112、J113

SMD型(内冷式)

MSL 碳素钢、合金钢 ~0.28% | 碳素钢、合金钢 0.29%~ | 不锈钢 | 钛合金 | 耐热钢 | 铸铁 | 球墨铸铁 | 铝合金

NX 涂层 | 可换式刀头 MSL | 有油孔 | 机夹式 | 1.5D | 3D | 5D | 8D | 12D

※h7公差参照N36

机夹式刀头

Fig 1

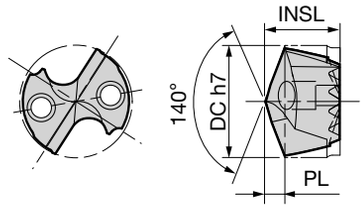

机夹式刀头 MSL型 刃径ø12.0～17.3mm

尺寸(mm)

刃径 DC	库存	型号	刀头长度 INSL	前端 PL	适用刀杆	Fig
12.0	●	SMDT 1200 MSL	9.1	2.2	SMDH120□	1
12.1	●	1210 MSL	9.1	2.2		1
12.2	●	1220 MSL	9.1	2.2		1
12.3	●	1230 MSL	9.1	2.2		1
12.4	●	1240 MSL	9.1	2.3		1
12.5	●	SMDT 1250 MSL	9.4	2.3	SMDH125□	1
12.6	●	1260 MSL	9.4	2.3		1
12.7	●	1270 MSL	9.4	2.3		1
12.8	●	1280 MSL	9.4	2.3		1
12.9	●	1290 MSL	9.4	2.3		1
13.0	●	SMDT 1300 MSL	9.7	2.4	SMDH130□	1
13.1	●	1310 MSL	9.7	2.4		1
13.2	●	1320 MSL	9.7	2.4		1
13.3	●	1330 MSL	9.7	2.4		1
13.4	●	1340 MSL	9.7	2.4		1
13.5	●	SMDT 1350 MSL	10.3	2.5	SMDH140□	1
13.6	●	1360 MSL	10.3	2.5		1
13.7	●	1370 MSL	10.3	2.5		1
13.8	●	1380 MSL	10.3	2.5		1
13.9	●	1390 MSL	10.3	2.5		1
14.0	●	1400 MSL	10.3	2.5		1
14.1	●	1410 MSL	10.3	2.6		1
14.2	●	1420 MSL	10.3	2.6		1
14.3	●	1430 MSL	10.3	2.6		1
14.4	●	1440 MSL	10.3	2.6		1
14.5	●	1450 MSL	10.3	2.6		1
14.6	●	SMDT 1460 MSL	11.0	2.7	SMDH150□	1
14.7	●	1470 MSL	11.0	2.7		1
14.8	●	1480 MSL	11.0	2.7		1
14.9	●	1490 MSL	11.0	2.7		1
15.0	●	1500 MSL	11.0	2.7		1
15.1	●	1510 MSL	11.0	2.7		1
15.2	●	1520 MSL	11.0	2.8		1
15.3	●	1530 MSL	11.0	2.8		1
15.4	●	1540 MSL	11.0	2.8		1
15.5	●	1550 MSL	11.0	2.8		1
15.6	●	SMDT 1560 MSL	11.6	2.8	SMDH160□	1
15.7	●	1570 MSL	11.6	2.9		1
15.8	●	1580 MSL	11.6	2.9		1
15.9	●	1590 MSL	11.6	2.9		1
16.0	●	1600 MSL	11.6	2.9		1
16.1	●	1610 MSL	11.6	2.9		1
16.2	●	1620 MSL	11.6	2.9		1
16.3	●	1630 MSL	11.6	3.0		1
16.4	●	1640 MSL	11.6	3.0		1
16.5	●	1650 MSL	11.6	3.0		1
16.6	●	SMDT 1660 MSL	12.2	3.0	SMDH170□	1
16.7	●	1670 MSL	12.2	3.0		1
16.8	●	1680 MSL	12.2	3.1		1
16.9	●	1690 MSL	12.2	3.1		1
17.0	●	1700 MSL	12.2	3.1		1
17.1	●	1710 MSL	12.2	3.1		1
17.2	●	1720 MSL	12.2	3.1		1
17.3	●	1730 MSL	12.2	3.1		1

材质 ACT100

推荐切削条件 J105　适用刀杆 J112

机夹式刀头 MSL型 刃径ø17.4～22.7mm

尺寸(mm)

刃径 DC	库存	型号	刀头长度 INSL	前端 PL	适用刀杆	Fig
17.4	●	SMDT 1740 MSL	12.2	3.2	SMDH170□	1
17.5	●	1750 MSL	12.2	3.2		1
17.6	●	SMDT 1760 MSL	12.9	3.2	SMDH180□	1
17.7	●	1770 MSL	12.9	3.2		1
17.8	●	1780 MSL	12.9	3.2		1
17.9	●	1790 MSL	12.9	3.3		1
18.0	●	1800 MSL	12.9	3.3		1
18.1	●	1810 MSL	12.9	3.3		1
18.2	●	1820 MSL	12.9	3.3		1
18.3	●	1830 MSL	12.9	3.3		1
18.4	●	1840 MSL	12.9	3.3		1
18.5	●	1850 MSL	12.9	3.4		1
18.6	●	SMDT 1860 MSL	13.5	3.4	SMDH190□	1
18.7	●	1870 MSL	13.5	3.4		1
18.8	●	1880 MSL	13.5	3.4		1
18.9	●	1890 MSL	13.5	3.4		1
19.0	●	1900 MSL	13.5	3.5		1
19.1	●	1910 MSL	13.5	3.5		1
19.2	●	1920 MSL	13.5	3.5		1
19.3	●	1930 MSL	13.5	3.5		1
19.4	●	1940 MSL	13.5	3.5		1
19.5	●	1950 MSL	13.5	3.5		1
19.6	●	SMDT 1960 MSL	14.1	3.6	SMDH200□	1
19.7	●	1970 MSL	14.1	3.6		1
19.8	●	1980 MSL	14.1	3.6		1
19.9	●	1990 MSL	14.1	3.6		1
20.0	●	2000 MSL	14.1	3.6		1
20.1	●	2010 MSL	14.1	3.7		1
20.2	●	2020 MSL	14.1	3.7		1
20.3	●	2030 MSL	14.1	3.7		1
20.4	●	2040 MSL	14.1	3.7		1
20.5	●	2050 MSL	14.1	3.7		1
20.6	●	SMDT 2060 MSL	14.8	3.7	SMDH210□	1
20.7	●	2070 MSL	14.8	3.8		1
20.8	●	2080 MSL	14.8	3.8		1
20.9	●	2090 MSL	14.8	3.8		1
21.0	●	2100 MSL	14.8	3.8		1
21.1	●	2110 MSL	14.8	3.8		1
21.2	●	2120 MSL	14.8	3.9		1
21.3	●	2130 MSL	14.8	3.9		1
21.4	●	2140 MSL	14.8	3.9		1
21.5	●	2150 MSL	14.8	3.9		1
21.6	●	SMDT 2160 MSL	15.0	3.9	SMDH220□	1
21.7	●	2170 MSL	15.0	3.9		1
21.8	●	2180 MSL	15.0	4.0		1
21.9	●	2190 MSL	15.0	4.0		1
22.0	●	2200 MSL	15.0	4.0		1
22.1	●	2210 MSL	15.0	4.0		1
22.2	●	2220 MSL	15.0	4.0		1
22.3	●	2230 MSL	15.0	4.1		1
22.4	●	2240 MSL	15.0	4.1		1
22.5	●	2250 MSL	15.0	4.1		1
22.6	●	2260 MSL	15.0	4.1		1
22.7	●	2270 MSL	15.0	4.1		1

材质 ACT100

推荐切削条件 J105　适用刀杆 J112

SMD型(内冷式)

MSL 碳素钢、合金钢 ~0.28% | 碳素钢、合金钢 0.29%~ | 不锈钢 | 钛合金 | 耐热钢 | 铸铁 | 球墨铸铁 | 铝合金

NX 涂层 | 可换式刀头 MSL | 有油孔 | 机夹式 | 1.5D | 3D | 5D | 8D | 12D

※h7公差参照N36

机夹式刀头

Fig 1

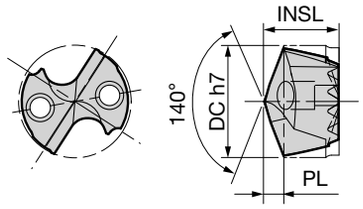

机夹式刀头 MSL型 刃径ø22.8～28.1mm

尺寸(mm)

刃径 DC	库存	型号	刀头长度 INSL	前端 PL	适用刀杆	Fig
22.8	●	SMDT 2280 MSL	15.0	4.1	SMDH220□	1
22.9	●	SMDT 2290 MSL	15.1	4.2	SMDH230□	1
23.0	●	2300 MSL	15.1	4.2		1
23.1	●	2310 MSL	15.1	4.2		1
23.2	●	2320 MSL	15.1	4.2		1
23.3	●	2330 MSL	15.1	4.2		1
23.4	●	2340 MSL	15.1	4.3		1
23.5	●	2350 MSL	15.1	4.3		1
23.6	●	2360 MSL	15.1	4.3		1
23.7	●	2370 MSL	15.1	4.3		1
23.8	●	2380 MSL	15.1	4.3		1
23.9	●	SMDT 2390 MSL	15.4	4.3	SMDH240□	1
24.0	●	2400 MSL	15.4	4.4		1
24.1	●	2410 MSL	15.4	4.4		1
24.2	●	2420 MSL	15.4	4.4		1
24.3	●	2430 MSL	15.4	4.4		1
24.4	●	2440 MSL	15.4	4.4		1
24.5	●	2450 MSL	15.4	4.5		1
24.6	●	2460 MSL	15.4	4.5		1
24.7	●	2470 MSL	15.4	4.5		1
24.8	●	2480 MSL	15.4	4.5		1
24.9	●	SMDT 2490 MSL	15.8	4.5	SMDH250□	1
25.0	●	2500 MSL	15.8	4.5		1
25.1	●	2510 MSL	15.8	4.6		1
25.2	●	2520 MSL	15.8	4.6		1
25.3	●	2530 MSL	15.8	4.6		1
25.4	●	2540 MSL	15.8	4.6		1
25.5	●	2550 MSL	15.8	4.6		1
25.6	●	2560 MSL	15.8	4.7		1
25.7	●	2570 MSL	15.8	4.7		1
25.8	●	2580 MSL	15.8	4.7		1
25.9	●	SMDT 2590 MSL	16.4	4.7	SMDH260□	1
26.0	●	2600 MSL	16.4	4.7		1
26.1	●	2610 MSL	16.4	4.7		1
26.2	●	2620 MSL	16.4	4.8		1
26.3	●	2630 MSL	16.4	4.8		1
26.4	●	2640 MSL	16.4	4.8		1
26.5	●	2650 MSL	16.4	4.8		1
26.6	●	2660 MSL	16.4	4.8		1
26.7	●	2670 MSL	16.4	4.9		1
26.8	●	2680 MSL	16.4	4.9		1
26.9	●	SMDT 2690 MSL	17.1	4.9	SMDH270□	1
27.0	●	2700 MSL	17.1	4.9		1
27.1	●	2710 MSL	17.1	4.9		1
27.2	●	2720 MSL	17.1	4.9		1
27.3	●	2730 MSL	17.1	5.0		1
27.4	●	2740 MSL	17.1	5.0		1
27.5	●	2750 MSL	17.1	5.0		1
27.6	●	2760 MSL	17.1	5.0		1
27.7	●	2770 MSL	17.1	5.0		1
27.8	●	2780 MSL	17.1	5.1		1
27.9	●	SMDT 2790 MSL	17.7	5.1	SMDH280□	1
28.0	●	2800 MSL	17.7	5.1		1
28.1	●	2810 MSL	17.7	5.1		1

材质 ACT100

推荐切削条件 ☞J105

适用刀杆 ☞J112

机夹式刀头 MSL型 刃径ø28.2～30.8mm

尺寸(mm)

刃径 DC	库存	型号	刀头长度 INSL	前端 PL	适用刀杆	Fig
28.2	●	SMDT 2820 MSL	17.7	5.1	SMDH280□	1
28.3	●	2830 MSL	17.7	5.2		1
28.4	●	2840 MSL	17.7	5.2		1
28.5	●	2850 MSL	17.7	5.2		1
28.6	●	2860 MSL	17.7	5.2		1
28.7	●	2870 MSL	17.7	5.2		1
28.8	●	2880 MSL	17.7	5.2		1
28.9	●	SMDT 2890 MSL	18.3	5.3	SMDH290□	1
29.0	●	2900 MSL	18.3	5.3		1
29.1	●	2910 MSL	18.3	5.3		1
29.2	●	2920 MSL	18.3	5.3		1
29.3	●	2930 MSL	18.3	5.3		1
29.4	●	2940 MSL	18.3	5.4		1
29.5	●	2950 MSL	18.3	5.4		1
29.6	●	2960 MSL	18.3	5.4		1
29.7	●	2970 MSL	18.3	5.4		1
29.8	●	2980 MSL	18.3	5.4		1
29.9	●	SMDT 2990 MSL	19.0	5.4	SMDH300□	1
30.0	●	3000 MSL	19.0	5.5		1
30.1	●	3010 MSL	19.0	5.5		1
30.2	●	3020 MSL	19.0	5.5		1
30.3	●	3030 MSL	19.0	5.5		1
30.4	●	3040 MSL	19.0	5.5		1
30.5	●	3050 MSL	19.0	5.6		1
30.6	●	3060 MSL	19.0	5.6		1
30.7	●	3070 MSL	19.0	5.6		1
30.8	●	3080 MSL	19.0	5.6		1

材质 ACT100

推荐切削条件 ☞J105

适用刀杆 ☞J112、J113

SMD型(内冷式)

MEL 碳素钢,合金钢~0.28% 碳素钢,合金钢0.29%~ 高硬度钢~45 HRC 不锈钢 钛合金 耐热钢 铸铁 球墨铸铁 铝合金

DEX 涂层 可换式刀头 MEL 有油孔 机夹式 1.5D 3D 5D 8D 12D

※h7公差参照N36

机夹式刀头

Fig 1

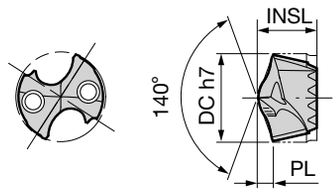

机夹式刀头 MEL型 刃径ø12.0～17.3mm

尺寸(mm)

刃径 DC	库存	型号	刀头长度 INSL	前端 PL	适用刀杆	Fig
12.0	▲	SMDT 1200 MEL	9.1	2.2	SMDH120□	1
12.1	▲	1210 MEL	9.1	2.2		1
12.2	▲	1220 MEL	9.1	2.2		1
12.3	▲	1230 MEL	9.1	2.2		1
12.4	▲	1240 MEL	9.1	2.3		1
12.5	▲	SMDT 1250 MEL	9.4	2.3	SMDH125□	1
12.6	▲	1260 MEL	9.4	2.3		1
12.7	▲	1270 MEL	9.4	2.3		1
12.8	▲	1280 MEL	9.4	2.3		1
12.9	▲	1290 MEL	9.4	2.3		1
13.0	▲	SMDT 1300 MEL	9.7	2.4	SMDH130□	1
13.1	▲	1310 MEL	9.7	2.4		1
13.2	▲	1320 MEL	9.7	2.4		1
13.3	▲	1330 MEL	9.7	2.4		1
13.4	▲	1340 MEL	9.7	2.4		1
13.5	▲	SMDT 1350 MEL	10.3	2.5	SMDH140□	1
13.6	▲	1360 MEL	10.3	2.5		1
13.7	▲	1370 MEL	10.3	2.5		1
13.8	▲	1380 MEL	10.3	2.5		1
13.9	▲	1390 MEL	10.3	2.5		1
14.0	▲	1400 MEL	10.3	2.5		1
14.1	▲	1410 MEL	10.3	2.6		1
14.2	▲	1420 MEL	10.3	2.6		1
14.3	▲	1430 MEL	10.3	2.6		1
14.4	▲	1440 MEL	10.3	2.6		1
14.5	▲	1450 MEL	10.3	2.6		1
14.6	▲	SMDT 1460 MEL	11.0	2.7	SMDH150□	1
14.7	▲	1470 MEL	11.0	2.7		1
14.8	▲	1480 MEL	11.0	2.7		1
14.9	▲	1490 MEL	11.0	2.7		1
15.0	▲	1500 MEL	11.0	2.7		1
15.1	▲	1510 MEL	11.0	2.7		1
15.2	▲	1520 MEL	11.0	2.8		1
15.3	▲	1530 MEL	11.0	2.8		1
15.4	▲	1540 MEL	11.0	2.8		1
15.5	▲	1550 MEL	11.0	2.8		1
15.6	▲	SMDT 1560 MEL	11.6	2.8	SMDH160□	1
15.7	▲	1570 MEL	11.6	2.9		1
15.8	▲	1580 MEL	11.6	2.9		1
15.9	▲	1590 MEL	11.6	2.9		1
16.0	▲	1600 MEL	11.6	2.9		1
16.1	▲	1610 MEL	11.6	2.9		1
16.2	▲	1620 MEL	11.6	2.9		1
16.3	▲	1630 MEL	11.6	3.0		1
16.4	▲	1640 MEL	11.6	3.0		1
16.5	▲	1650 MEL	11.6	3.0		1
16.6	▲	SMDT 1660 MEL	12.2	3.0	SMDH170□	1
16.7	▲	1670 MEL	12.2	3.0		1
16.8	▲	1680 MEL	12.2	3.1		1
16.9	▲	1690 MEL	12.2	3.1		1
17.0	▲	1700 MEL	12.2	3.1		1
17.1	▲	1710 MEL	12.2	3.1		1
17.2	▲	1720 MEL	12.2	3.1		1
17.3	▲	1730 MEL	12.2	3.1		1

材质 ACX80

推荐切削条件 J105 适用刀杆 J112

机夹式刀头 MEL型 刃径ø17.4～22.7mm

尺寸(mm)

刃径 DC	库存	型号	刀头长度 INSL	前端 PL	适用刀杆	Fig
17.4	▲	SMDT 1740 MEL	12.2	3.2	SMDH170□	1
17.5	▲	1750 MEL	12.2	3.2		1
17.6	▲	SMDT 1760 MEL	12.9	3.2	SMDH180□	1
17.7	▲	1770 MEL	12.9	3.2		1
17.8	▲	1780 MEL	12.9	3.2		1
17.9	▲	1790 MEL	12.9	3.3		1
18.0	▲	1800 MEL	12.9	3.3		1
18.1	▲	1810 MEL	12.9	3.3		1
18.2	▲	1820 MEL	12.9	3.3		1
18.3	▲	1830 MEL	12.9	3.3		1
18.4	▲	1840 MEL	12.9	3.3		1
18.5	▲	1850 MEL	12.9	3.4		1
18.6	▲	SMDT 1860 MEL	13.5	3.4	SMDH190□	1
18.7	▲	1870 MEL	13.5	3.4		1
18.8	▲	1880 MEL	13.5	3.4		1
18.9	▲	1890 MEL	13.5	3.4		1
19.0	▲	1900 MEL	13.5	3.5		1
19.1	▲	1910 MEL	13.5	3.5		1
19.2	▲	1920 MEL	13.5	3.5		1
19.3	▲	1930 MEL	13.5	3.5		1
19.4	▲	1940 MEL	13.5	3.5		1
19.5	▲	1950 MEL	13.5	3.5		1
19.6	▲	SMDT 1960 MEL	14.1	3.6	SMDH200□	1
19.7	▲	1970 MEL	14.1	3.6		1
19.8	▲	1980 MEL	14.1	3.6		1
19.9	▲	1990 MEL	14.1	3.6		1
20.0	▲	2000 MEL	14.1	3.6		1
20.1	▲	2010 MEL	14.1	3.7		1
20.2	▲	2020 MEL	14.1	3.7		1
20.3	▲	2030 MEL	14.1	3.7		1
20.4	▲	2040 MEL	14.1	3.7		1
20.5	▲	2050 MEL	14.1	3.7		1
20.6	▲	SMDT 2060 MEL	14.8	3.7	SMDH210□	1
20.7	▲	2070 MEL	14.8	3.8		1
20.8	▲	2080 MEL	14.8	3.8		1
20.9	▲	2090 MEL	14.8	3.8		1
21.0	▲	2100 MEL	14.8	3.8		1
21.1	▲	2110 MEL	14.8	3.8		1
21.2	▲	2120 MEL	14.8	3.9		1
21.3	▲	2130 MEL	14.8	3.9		1
21.4	▲	2140 MEL	14.8	3.9		1
21.5	▲	2150 MEL	14.8	3.9		1
21.6	▲	SMDT 2160 MEL	15.0	3.9	SMDH220□	1
21.7	▲	2170 MEL	15.0	3.9		1
21.8	▲	2180 MEL	15.0	4.0		1
21.9	▲	2190 MEL	15.0	4.0		1
22.0	▲	2200 MEL	15.0	4.0		1
22.1	▲	2210 MEL	15.0	4.0		1
22.2	▲	2220 MEL	15.0	4.0		1
22.3	▲	2230 MEL	15.0	4.1		1
22.4	▲	2240 MEL	15.0	4.1		1
22.5	▲	2250 MEL	15.0	4.1		1
22.6	▲	2260 MEL	15.0	4.1		1
22.7	▲	2270 MEL	15.0	4.1		1

材质 ACX80

推荐切削条件 J105 适用刀杆 J112

▲记号：计划在将来被新产品替换，改为接单生产或停止生产(请确认有无库存)

SMD型(内冷式)

MEL 碳素钢,合金钢~0.28% 碳素钢,合金钢0.29%~ 高硬度钢~45 HRC 不锈钢 钛合金 耐热钢 铸铁 球墨铸铁 铝合金

DEX 涂层 可换式刀头 MEL 有油孔 机夹式 1.5D 3D 5D 8D 12D

※h7公差参照N36

机夹式刀头

Fig 1

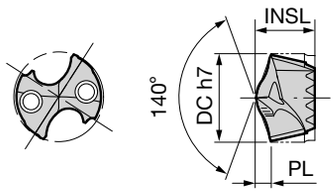

机夹式刀头 MEL型 刃径ø22.8～28.1mm

尺寸(mm)

刃径 DC	库存	型号	刀头长度 INSL	前端 PL	适用刀杆	Fig
22.8	▲	SMDT 2280 MEL	15.0	4.1	SMDH220□	1
22.9	▲	SMDT 2290 MEL	15.1	4.2	SMDH230□	1
23.0	▲	2300 MEL	15.1	4.2		1
23.1	▲	2310 MEL	15.1	4.2		1
23.2	▲	2320 MEL	15.1	4.2		1
23.3	▲	2330 MEL	15.1	4.2		1
23.4	▲	2340 MEL	15.1	4.3		1
23.5	▲	2350 MEL	15.1	4.3		1
23.6	▲	2360 MEL	15.1	4.3		1
23.7	▲	2370 MEL	15.1	4.3		1
23.8	▲	2380 MEL	15.1	4.3		1
23.9	▲	SMDT 2390 MEL	15.4	4.3	SMDH240□	1
24.0	▲	2400 MEL	15.4	4.4		1
24.1	▲	2410 MEL	15.4	4.4		1
24.2	▲	2420 MEL	15.4	4.4		1
24.3	▲	2430 MEL	15.4	4.4		1
24.4	▲	2440 MEL	15.4	4.4		1
24.5	▲	2450 MEL	15.4	4.5		1
24.6	▲	2460 MEL	15.4	4.5		1
24.7	▲	2470 MEL	15.4	4.5		1
24.8	▲	2480 MEL	15.4	4.5		1
24.9	▲	SMDT 2490 MEL	15.8	4.5	SMDH250□	1
25.0	▲	2500 MEL	15.8	4.5		1
25.1	▲	2510 MEL	15.8	4.6		1
25.2	▲	2520 MEL	15.8	4.6		1
25.3	▲	2530 MEL	15.8	4.6		1
25.4	▲	2540 MEL	15.8	4.6		1
25.5	▲	2550 MEL	15.8	4.6		1
25.6	▲	2560 MEL	15.8	4.7		1
25.7	▲	2570 MEL	15.8	4.7		1
25.8	▲	2580 MEL	15.8	4.7		1
25.9	▲	SMDT 2590 MEL	16.4	4.7	SMDH260□	1
26.0	▲	2600 MEL	16.4	4.7		1
26.1	▲	2610 MEL	16.4	4.7		1
26.2	▲	2620 MEL	16.4	4.8		1
26.3	▲	2630 MEL	16.4	4.8		1
26.4	▲	2640 MEL	16.4	4.8		1
26.5	▲	2650 MEL	16.4	4.8		1
26.6	▲	2660 MEL	16.4	4.8		1
26.7	▲	2670 MEL	16.4	4.9		1
26.8	▲	2680 MEL	16.4	4.9		1
26.9	▲	SMDT 2690 MEL	17.1	4.9	SMDH270□	1
27.0	▲	2700 MEL	17.1	4.9		1
27.1	▲	2710 MEL	17.1	4.9		1
27.2	▲	2720 MEL	17.1	4.9		1
27.3	▲	2730 MEL	17.1	5.0		1
27.4	▲	2740 MEL	17.1	5.0		1
27.5	▲	2750 MEL	17.1	5.0		1
27.6	▲	2760 MEL	17.1	5.0		1
27.7	▲	2770 MEL	17.1	5.0		1
27.8	▲	2780 MEL	17.1	5.1		1
27.9	▲	SMDT 2790 MEL	17.7	5.1	SMDH280□	1
28.0	▲	2800 MEL	17.7	5.1		1
28.1	▲	2810 MEL	17.7	5.1		1

材质 ACX80

推荐切削条件 ☞J105

适用刀杆 ☞J112

机夹式刀头 MEL型 刃径ø28.2～30.8mm

尺寸(mm)

刃径 DC	库存	型号	刀头长度 INSL	前端 PL	适用刀杆	Fig
28.2	▲	SMDT 2820 MEL	17.7	5.1	SMDH280□	1
28.3	▲	2830 MEL	17.7	5.2		1
28.4	▲	2840 MEL	17.7	5.2		1
28.5	▲	2850 MEL	17.7	5.2		1
28.6	▲	2860 MEL	17.7	5.2		1
28.7	▲	2870 MEL	17.7	5.2		1
28.8	▲	2880 MEL	17.7	5.2		1
28.9	▲	SMDT 2890 MEL	18.3	5.3	SMDH290□	1
29.0	▲	2900 MEL	18.3	5.3		1
29.1	▲	2910 MEL	18.3	5.3		1
29.2	▲	2920 MEL	18.3	5.3		1
29.3	▲	2930 MEL	18.3	5.3		1
29.4	▲	2940 MEL	18.3	5.4		1
29.5	▲	2950 MEL	18.3	5.4		1
29.6	▲	2960 MEL	18.3	5.4		1
29.7	▲	2970 MEL	18.3	5.4		1
29.8	▲	2980 MEL	18.3	5.4		1
29.9	▲	SMDT 2990 MEL	19.0	5.4	SMDH300□	1
30.0	▲	3000 MEL	19.0	5.5		1
30.1	▲	3010 MEL	19.0	5.5		1
30.2	▲	3020 MEL	19.0	5.5		1
30.3	▲	3030 MEL	19.0	5.5		1
30.4	▲	3040 MEL	19.0	5.5		1
30.5	▲	3050 MEL	19.0	5.6		1
30.6	▲	3060 MEL	19.0	5.6		1
30.7	▲	3070 MEL	19.0	5.6		1
30.8	▲	3080 MEL	19.0	5.6		1

材质 ACX80

推荐切削条件 ☞J105

适用刀杆 ☞J112、J113

▲记号：计划在将来被新产品替换，改为接单生产或停止生产(请确认有无库存)

SMD型(内冷式)有平面/无法兰

MTL	碳素钢、合金钢 ~0.28%	碳素钢、合金钢 0.29%~	调质钢	高硬度钢 ~45 HRC	铸铁	球墨铸铁					
MSL	碳素钢、合金钢 ~0.28%	碳素钢、合金钢 0.29%~	不锈钢	钛合金	耐热钢	铸铁	球墨铸铁	铝合金			
MEL	碳素钢、合金钢 ~0.28%	碳素钢、合金钢 0.29%~	高硬度钢 ~45 HRC	不锈钢	钛合金	耐热钢	铸铁	球墨铸铁	铝合金		

DEX 涂层 | NX 涂层 | 可换式刀头 MTL | 可换式刀头 MSL | 可换式刀头 MEL | 有油孔 | 机夹式 | 3D | 5D | 8D

※h6、h7公差参照N36

● 安装图　Fig 1

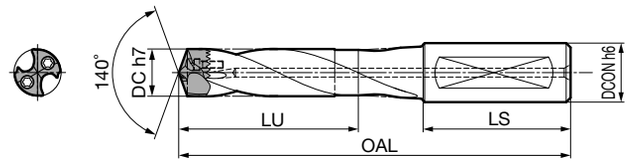

刀体 ø12.0～29.8mm 安装MTL型/MSL型/MEL型时的尺寸

零件　尺寸(mm)

刃径 DC	孔深 (L/D)	型 号	库存	有效长度 LU	全长 OAL	刀杆 LS	刀杆直径 DCON	机夹式刀头	Fig	沉头螺钉		扳手
											N·m	
12.0以上 ～ 12.5以下	3	SMDH 120M	●	42.0	107.2	48	16	MTL/MSL	1	BXD02208IP	0.75～1.00	TRDR08IP
	5	120L	●	67.0	132.2	48	16	MEL	1			
12.5以上 ～ 13.0以下	3	SMDH 125M	●	44.0	107.3	48	16	MTL/MSL	1	BXD02208IP	0.75～1.00	TRDR08IP
	5	125L	●	69.0	132.3	48	16	MEL	1			
13.0以上 ～ 13.5以下	3	SMDH 130M	●	45.0	112.4	48	16	MTL/MSL	1	BXD02208IP	0.75～1.00	TRDR08IP
	5	130L	●	72.0	142.4	48	16	MEL	1			
13.5以上 ～ 14.5以下	3	SMDH 140M	●	51.0	119.0	48	16	MTL/MSL	1	BXD02208IP	0.75～1.00	TRDR08IP
	5	140L	●	80.0	149.0	48	16	MEL	1			
	8	140D	●	123.0	194.0	48	16		1			
14.5以上～15.5以下	3	SMDH 150M	●	54.0	129.2	50	20	MTL/MSL	1	BXD02208IP	0.75～1.00	TRDR08IP
	5	150L	●	85.0	159.2	50	20	MEL	1			
	8	150D	●	131.0	204.2	50	20		1			
15.5以上～16.5以下	3	SMDH 160M	●	57.0	134.4	50	20	MTL/MSL	1	BXD02509IP	0.93～1.24	TRDR10IP
	5	160L	●	90.0	169.4	50	20	MEL	1			
	8	160D	●	140.0	214.4	50	20		1			
16.5以上～17.5以下	3	SMDH 170M	●	60.0	139.6	50	20	MTL/MSL	1	BXD02509IP	0.93～1.24	TRDR10IP
	5	170L	●	95.0	174.6	50	20	MEL	1			
	8	170D	●	148.0	224.6	50	20		1			
17.5以上～18.5以下	3	SMDH 180M	●	63.0	144.8	50	20	MTL/MSL	1	BXD02509IP	0.93～1.24	TRDR10IP
	5	180L	●	100.0	179.8	50	20	MEL	1			
	8	180D	●	156.0	229.8	50	20		1			
18.5以上～19.5以下	3	SMDH 190M	●	67.0	160.0	56	25	MTL/MSL	1	BXD03011IP	1.83～2.44	TRDR15IP
	5	190L	●	106.0	195.0	56	25	MEL	1			
	8	190D	●	164.0	255.0	56	25		1			
19.5以上～20.5以下	3	SMDH 200M	●	70.0	160.1	56	25	MTL/MSL	1	BXD03011IP	1.83～2.44	TRDR15IP
	5	200L	●	111.0	200.1	56	25	MEL	1			
	8	200D	●	172.0	265.1	56	25		1			
20.5以上～21.5以下	3	SMDH 210M	●	73.0	160.3	56	25	MTL/MSL	1	BXD03011IP	1.83～2.44	TRDR15IP
	5	210L	●	116.0	200.3	56	25	MEL	1			
	8	210D	●	180.0	270.3	56	25		1			
21.5以上～22.8以下	3	SMDH 220M	●	77.0	165.1	56	25	MTL/MSL	1	BXD03512IP	2.79～3.72	TRDR15IP
	5	220L	●	123.0	205.1	56	25	MEL	1			
	8	220D	●	191.0	275.1	56	25		1			
22.8以上～23.8以下	3	SMDH 230M	●	80.0	164.7	56	25	MTL/MSL	1	BXD03512IP	2.79～3.72	TRDR15IP
	5	230L	●	128.0	214.7	56	25	MEL	1			
	8	230D	●	199.0	284.7	56	25		1			
23.8以上～24.8以下	3	SMDH 240M	●	83.0	174.6	60	32	MTL/MSL	1	BXD03512IP	2.79～3.72	TRDR15IP
	5	240L	●	133.0	224.6	60	32	MEL	1			
	8	240D	●	207.0	299.6	60	32		1			
24.8以上～25.8以下	3	SMDH 250M	●	87.0	174.5	60	32	MTL/MSL	1	BXD04014IP	4.14～5.52	TRDR20IP
	5	250L	●	138.0	229.5	60	32	MEL	1			
	8	250D	●	216.0	304.5	60	32		1			
25.8以上～26.8以下	3	SMDH 260M	●	90.0	179.7	60	32	MTL/MSL	1	BXD04014IP	4.14～5.52	TRDR20IP
	5	260L	●	143.0	234.7	60	32	MEL	1			
	8	260D	●	224.0	314.7	60	32		1			
26.8以上～27.8以下	3	SMDH 270M	●	93.0	179.9	60	32	MTL/MSL	1	BXD04014IP	4.14～5.52	TRDR20IP
	5	270L	●	149.0	239.9	60	32	MEL	1			
	8	270D	●	232.0	324.9	60	32		1			
27.8以上～28.8以下	3	SMDH 280M	●	96.0	185.1	60	32	MTL/MSL	1	BXD04515IP	4.98～6.64	TRDR25IP
	5	280L	●	154.0	245.1	60	32	MEL	1			
	8	280D	●	240.0	330.1	60	32		1			
28.8以上～29.8以下	3	SMDH 290M	●	99.0	190.3	60	32	MTL/MSL	1	BXD04515IP	4.98～6.64	TRDR25IP
	5	290L	●	159.0	250.3	60	32	MEL	1			
	8	290D	●	248.0	340.3	60	32		1			

＊上述尺寸(红字)因计算方法的变更与2021-2022年综合产品目录刊载内容不同，规格无变更。

推荐切削条件 J105　MTL型刀头 J106、J107　MSL型刀头 J108、J109　MEL型刀头 J110、J111

N·m 推荐锁紧扭力(N・m)

SMD型(内冷式)有平面/无法兰

MTL	碳素钢、合金钢 ~0.28%	碳素钢、合金钢 0.29%~	调质钢	高硬度钢 ~45 HRC	铸铁	球墨铸铁		
MSL	碳素钢、合金钢 ~0.28%	碳素钢、合金钢 0.29%~	不锈钢	钛合金	耐热钢	铸铁	球墨铸铁	铝合金
MEL	碳素钢、合金钢 ~0.28%	碳素钢、合金钢 0.29%~	高硬度钢 ~45 HRC	不锈钢	钛合金	耐热钢	铸铁	球墨铸铁	铝合金

DEX 涂层 | NX 涂层 | 可换式刀头 MTL | 可换式刀头 MSL | 可换式刀头 MEL | 有油孔 | 机夹式 | 3D | 5D | 8D

※h6、h7公差参照N36

● 安装图

Fig 1

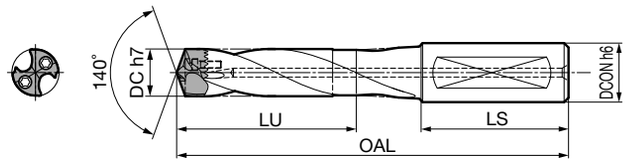

刀体 ø29.8～42.5mm 安装MTL型/MSL型/MEL型时的尺寸

零件

尺寸(mm)

刃径 DC	孔深 (L/D)	型 号	库存	有效长度 LU	全长 OAL	刀杆 LS	刀杆直径 DCON	机夹式刀头	Fig	沉头螺钉		扳手
29.8以上～30.8以下	3	SMDH 300M	●	103.0	190.5	60	32	MTL/MSL MEL	1	BXD04515IP	4.98～6.64	TRDR25IP
	5	300L	●	164.0	260.5	60	32		1			
	8	300D	●	257.0	350.5	60	32		1			
30.8以上～32.0以下	3	SMDH 320M	●	106.0	200.7	60	32	MTL	1	BXD04515IP	4.98～6.64	TRDR25IP
	5	320L	●	170.0	265.8	60	32		1			
	8	320D	●	266.0	360.8	60	32		1			
32.0以上～33.5以下	3	SMDH 335M	●	111.0	205.9	60	32	MTL	1	BXD04515IP	4.98～6.64	TRDR25IP
	5	335L	●	178.0	274.1	60	32		1			
	8	335D	●	279.0	376.1	60	32		1			
33.5以上～35.0以下	3	SMDH 350M	●	116.0	221.2	70	40	MTL	1	BX0515	7.2	HD040
	5	350L	●	186.0	296.4	70	40		1			
	8	350D	●	291.0	401.4	70	40		1			
35.0以上～36.5以下	3	SMDH 365M	●	121.0	226.4	70	40	MTL	1	BX0515	7.2	HD040
	5	365L	●	194.0	301.6	70	40		1			
	8	365D	●	303.0	411.6	70	40		1			
36.5以上～38.0以下	3	SMDH 380M	●	125.0	231.7	70	40	MTL	1	BX0515	7.2	HD040
	5	380L	●	201.0	311.9	70	40		1			
	8	380D	●	315.0	426.9	70	40		1			
38.0以上～39.5以下	3	SMDH 395M	●	130.0	237.0	70	40	MTL	1	BX0515	7.2	HD040
	5	395L	●	209.0	322.2	70	40		1			
	8	395D	●	328.0	437.2	70	40		1			
39.5以上～41.0以下	3	SMDH 410M	●	135.0	252.2	70	40	MTL	1	BX0515	7.2	HD040
	5	410L	●	217.0	332.5	70	40		1			
	8	410D	●	340.0	457.5	70	40		1			
41.0以上～42.5以下	3	SMDH 425M	●	140.0	257.5	70	40	MTL	1	BX0515	7.2	HD040
	5	425L	●	225.0	342.7	70	40		1			
	8	425D	●	352.0	467.7	70	40		1			

＊上述尺寸(红字)因计算方法的变更与2021-2022年综合产品目录刊载内容不同，规格无变更。

推荐切削条件 J105 | MTL型刀头 J107 | MSL型刀头 J109 | MEL型刀头 J111

SMD型(内冷式)有平面/有法兰

MTL	碳素钢、合金钢 ~0.28%	碳素钢、合金钢 0.29%~	调质钢	高硬度钢 ~45 HRC	铸铁	球墨铸铁			
MSL	碳素钢、合金钢 ~0.28%	碳素钢、合金钢 0.29%~	不锈钢	钛合金	耐热钢	铸铁	球墨铸铁	铝合金	
MEL	碳素钢、合金钢 ~0.28%	碳素钢、合金钢 0.29%~	高硬度钢 ~45 HRC	不锈钢	钛合金	耐热钢	铸铁	球墨铸铁	铝合金

DEX 涂层 | NX 涂层 | 可换式刀头 MTL | 可换式刀头 MSL | 可换式刀头 MEL | 有油孔 | 机夹式 | 1.5D | 3D | 5D | 8D

※h6、h7公差参照N36

● 安装图

Fig 1

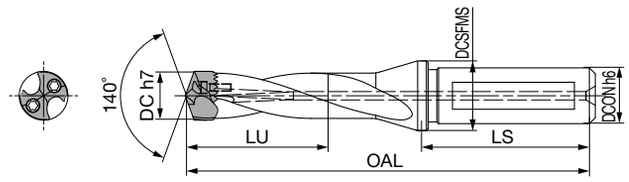

刀体 ø12.0～24.8mm 安装MTL型/MSL型/MEL型时的尺寸

零件

尺寸(mm)

刃径 DC	孔深 (L/D)	型 号	库存	有效长度 LU	全长 OAL	刀杆 LS	法兰直径 DCSFMS	刀杆直径 DCON	机夹式刀头	Fig	沉头螺钉		扳手
12.0以上 ～ 12.5以下	1.5	SMDH 120-1.5DF	●	23.0	90.5	48	20	16	MTL/MSL MEL	1	BXD02208IPC	0.75~1.00	TRDR08IP
	3	120-3DF	●	42.0	107.2	48	20	16		1			
	5	120-5DF	●	67.0	132.2	48	20	16		1			
	8	120-8DF	●	98.0	164.4	48	20	16		1			
12.5以上 ～ 13.0以下	1.5	SMDH 125-1.5DF	●	24.0	91.0	48	20	16	MTL/MSL MEL	1	BXD02208IPC	0.75~1.00	TRDR08IP
	3	125-3DF	●	44.0	107.3	48	20	16		1			
	5	125-5DF	●	69.0	132.3	48	20	16		1			
	8	125-8DF	●	102.0	170.1	48	20	16		1			
13.0以上 ～ 13.5以下	1.5	SMDH 130-1.5DF	●	25.0	92.2	48	20	16	MTL/MSL MEL	1	BXD02208IPC	0.75~1.00	TRDR08IP
	3	130-3DF	●	45.0	112.4	48	20	16		1			
	5	130-5DF	●	72.0	142.4	48	20	16		1			
	8	130-8DF	●	106.0	178.4	48	20	16		1			
13.5以上 ～ 14.5以下	1.5	SMDH 140-1.5DF	●	29.0	96.3	48	20	16	MTL/MSL MEL	1	BXD02208IPC	0.75~1.00	TRDR08IP
	3	140-3DF	●	51.0	119.0	48	20	16		1			
	5	140-5DF	●	80.0	149.0	48	20	16		1			
	8	140-8DF	●	123.0	194.0	48	20	16		1			
14.5以上～15.5以下	1.5	SMDH 150-1.5DF	●	31.0	100.0	50	25	20	MTL/MSL MEL	1	BXD02208IPC	0.75~1.00	TRDR08IP
	3	150-3DF	●	54.0	129.2	50	25	20		1			
	5	150-5DF	●	85.0	159.2	50	25	20		1			
	8	150-8DF	●	131.0	204.2	50	25	20		1			
15.5以上～16.5以下	1.5	SMDH 160-1.5DF	●	32.0	102.7	50	25	20	MTL/MSL MEL	1	BXD02509IPC	0.93~1.24	TRDR10IP
	3	160-3DF	●	57.0	134.4	50	25	20		1			
	5	160-5DF	●	90.0	169.4	50	25	20		1			
	8	160-8DF	●	140.0	214.4	50	25	20		1			
16.5以上～17.5以下	1.5	SMDH 170-1.5DF	●	34.0	104.4	50	25	20	MTL/MSL MEL	1	BXD02509IPC	0.93~1.24	TRDR10IP
	3	170-3DF	●	60.0	139.6	50	25	20		1			
	5	170-5DF	●	95.0	174.6	50	25	20		1			
	8	170-8DF	●	148.0	224.6	50	25	20		1			
17.5以上～18.5以下	1.5	SMDH 180-1.5DF	●	36.0	107.1	50	25	20	MTL/MSL MEL	1	BXD02509IPC	0.93~1.24	TRDR10IP
	3	180-3DF	●	63.0	144.8	50	25	20		1			
	5	180-5DF	●	100.0	179.8	50	25	20		1			
	8	180-8DF	●	156.0	229.8	50	25	20		1			
18.5以上～19.5以下	1.5	SMDH 190-1.5DF	●	37.0	114.8	56	30	25	MTL/MSL MEL	1	BXD03011IPC	1.83~2.44	TRDR15IP
	3	190-3DF	●	67.0	160.0	56	30	25		1			
	5	190-5DF	●	106.0	195.0	56	30	25		1			
	8	190-8DF	●	164.0	255.0	56	30	25		1			
19.5以上～20.5以下	1.5	SMDH 200-1.5DF	●	39.0	117.4	56	30	25	MTL/MSL MEL	1	BXD03011IPC	1.83~2.44	TRDR15IP
	3	200-3DF	●	70.0	160.1	56	30	25		1			
	5	200-5DF	●	111.0	200.1	56	30	25		1			
	8	200-8DF	●	172.0	265.1	56	30	25		1			
20.5以上～21.5以下	1.5	SMDH 210-1.5DF	●	41.0	119.1	56	30	25	MTL/MSL MEL	1	BXD03011IPC	1.83~2.44	TRDR15IP
	3	210-3DF	●	73.0	160.3	56	30	25		1			
	5	210-5DF	●	116.0	200.3	56	30	25		1			
	8	210-8DF	●	180.0	270.3	56	30	25		1			
21.5以上～22.8以下	1.5	SMDH 220-1.5DF	●	43.0	120.9	56	30	25	MTL/MSL MEL	1	BXD03512IPC	2.79~3.72	TRDR15IP
	3	220-3DF	●	77.0	165.1	56	30	25		1			
	5	220-5DF	●	123.0	205.1	56	30	25		1			
	8	220-8DF	●	191.0	275.1	56	30	25		1			
22.8以上～23.8以下	1.5	SMDH 230-1.5DF	●	45.0	122.0	56	30	25	MTL/MSL MEL	1	BXD03512IPC	2.79~3.72	TRDR15IP
	3	230-3DF	●	80.0	164.7	56	30	25		1			
	5	230-5DF	●	128.0	214.7	56	30	25		1			
	8	230-8DF	●	199.0	284.7	56	30	25		1			
23.8以上～24.8以下	1.5	SMDH 240-1.5DF	●	46.0	128.4	60	37	32	MTL/MSL MEL	1	BXD03512IPC	2.79~3.72	TRDR15IP
	3	240-3DF	●	83.0	174.6	60	37	32		1			
	5	240-5DF	●	133.0	224.6	60	37	32		1			
	8	240-8DF	●	207.0	299.6	60	37	32		1			

推荐切削条件 J105　MTL型刀头 J106、J107　MSL型刀头 J108、J109　MEL型刀头 J110、J111

＊SMDH○○○S刀杆型号名变更为SMDH○○○-1.5DF。规格无变更。
＊上述尺寸(红字)因计算方法的变更与2021-2022年综合产品目录刊载内容不同，规格无变更。

N·m 推荐锁紧扭力(N・m)

SMD型(内冷式)有平面/有法兰

MTL	碳素钢、合金钢 ~0.28%	碳素钢、合金钢 0.29%~	调质钢	高硬度钢 ~45 HRC	铸铁	球墨铸铁			
MSL	碳素钢、合金钢 ~0.28%	碳素钢、合金钢 0.29%~	不锈钢	钛合金	耐热钢	铸铁	球墨铸铁	铝合金	
MEL	碳素钢、合金钢 ~0.28%	碳素钢、合金钢 0.29%~	高硬度钢 ~45 HRC	不锈钢	钛合金	耐热钢	铸铁	球墨铸铁	铝合金

DEX 涂层 | NX 涂层 | 可换式刀头 MTL | 可换式刀头 MSL | 可换式刀头 MEL | 有油孔 | 机夹式 | 1.5D | 3D | 5D | 8D

※h6、h7公差参照N36

● 安装图

可换式刀头 MTL 可换式刀头 MSL 可换式刀头 MEL

Fig 1

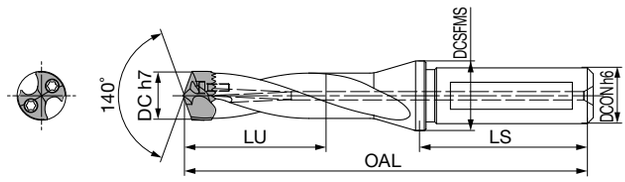

刀体 ø24.8～30.8mm 安装MTL型/MSL型/MEL型时的尺寸

零件

尺寸(mm)

刃径 DC	孔深 (L/D)	型 号	库存	有效长度 LU	全长 OAL	刀杆 LS	法兰直径 DCSFMS	刀杆直径 DCON	机夹式刀头	Fig	沉头螺钉		扳手
24.8以上～25.8以下	1.5	SMDH 250-1.5DF	●	48.0	128.8	60	37	32	MTL/MSL MEL	1	BXD04014IPC	4.14~5.52	TRDR20IP
	3	250-3DF	●	87.0	174.5	60	37	32		1			
	5	250-5DF	●	138.0	229.5	60	37	32		1			
	8	250-8DF	●	216.0	304.5	60	37	32		1			
25.8以上～26.8以下	1.5	SMDH 260-1.5DF	●	50.0	131.5	60	37	32	MTL/MSL MEL	1	BXD04014IPC	4.14~5.52	TRDR20IP
	3	260-3DF	●	90.0	179.7	60	37	32		1			
	5	260-5DF	●	143.0	234.7	60	37	32		1			
	8	260-8DF	●	224.0	314.7	60	37	32		1			
26.8以上～27.8以下	1.5	SMDH 270-1.5DF	●	51.0	132.2	60	37	32	MTL/MSL MEL	1	BXD04014IPC	4.14~5.52	TRDR20IP
	3	270-3DF	●	93.0	179.9	60	37	32		1			
	5	270-5DF	●	149.0	239.9	60	37	32		1			
	8	270-8DF	●	232.0	324.9	60	37	32		1			
27.8以上～28.8以下	1.5	SMDH 280-1.5DF	●	53.0	133.9	60	37	32	MTL/MSL MEL	1	BXD04515IPC	4.98~6.64	TRDR25IP
	3	280-3DF	●	96.0	185.1	60	37	32		1			
	5	280-5DF	●	154.0	245.1	60	37	32		1			
	8	280-8DF	●	240.0	330.1	60	37	32		1			
28.8以上～29.8以下	1.5	SMDH 290-1.5DF	●	55.0	135.6	60	37	32	MTL/MSL MEL	1	BXD04515IPC	4.98~6.64	TRDR25IP
	3	290-3DF	●	99.0	190.3	60	37	32		1			
	5	290-5DF	●	159.0	250.3	60	37	32		1			
	8	290-8DF	●	248.0	340.3	60	37	32		1			
29.8以上～30.8以下	1.5	SMDH 300-1.5DF	●	56.0	138.3	60	37	32	MTL/MSL MEL	1	BXD04515IPC	4.98~6.64	TRDR25IP
	3	300-3DF	●	103.0	190.5	60	37	32		1			
	5	300-5DF	●	164.0	260.5	60	37	32		1			
	8	300-8DF	●	257.0	350.5	60	37	32		1			

推荐切削条件 J105 | MTL型刀头 J107 | MSL型刀头 J109 | MEL型刀头 J111

＊SMDH○○○S刀杆型号名变更为SMDH○○○-1.5DF。规格无变更。
＊上述尺寸(红字)因计算方法的变更与2021-2022年综合产品目录刊载内容不同，规格无变更。

SMD型(内冷式)无平面/有法兰

MTL	碳素钢、合金钢 ~0.28%	碳素钢、合金钢 0.29%~	调质钢	高硬度钢 ~45 HRC	铸铁	球墨铸铁				
MSL	碳素钢、合金钢 ~0.28%	碳素钢、合金钢 0.29%~	不锈钢	钛合金	耐热钢	铸铁	球墨铸铁	铝合金		
MEL	碳素钢、合金钢 ~0.28%	碳素钢、合金钢 0.29%~	高硬度钢 ~45 HRC	不锈钢	钛合金	耐热钢	铸铁	球墨铸铁	铝合金	

DEX 涂层 | NX 涂层 | 可换式刃头 MTL | 可换式刃头 MSL | 可换式刃头 MEL | 有油孔 | 机夹式 | 1.5D | 3D | 5D | 8D | 12D

※h6、h7公差参照N36

● 安装图

Fig 1

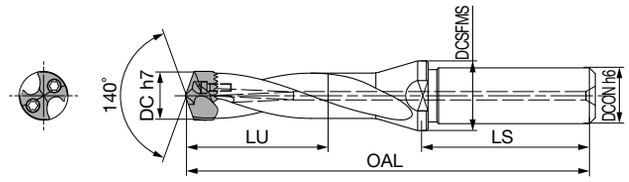

刀体 ø12.0～21.5mm 安装MTL型/MSL型/MEL型时的尺寸

零件

尺寸(mm)

刃径 DC	孔深 (L/D)	型 号	库存	有效长度 LU	全长 OAL	刀杆 LS	法兰直径 DCSFMS	刀杆直径 DCON	机夹式刀头	Fig	沉头螺钉	N·m	扳手
12.0以上 ～ 12.5以下	1.5	SMDH 120-1.5D	●	23.0	90.5	48	20	16	MTL/MSL MEL	1	BXD02208IPC	0.75~1.00	TRDR08IP
	3	120-3D	●	42.0	107.2	48	20	16		1			
	5	120-5D	●	67.0	132.2	48	20	16		1			
	8	120-8D	●	98.0	164.4	48	20	16		1			
	12	120-12D	●	146.0	213.3	48	20	16		1			
12.5以上 ～ 13.0以下	1.5	SMDH 125-1.5D	●	24.0	91.0	48	20	16	MTL/MSL MEL	1	BXD02208IPC	0.75~1.00	TRDR08IP
	3	125-3D	●	44.0	107.3	48	20	16		1			
	5	125-5D	●	69.0	132.3	48	20	16		1			
	8	125-8D	●	102.0	170.1	48	20	16		1			
	12	125-12D	●	152.0	219.5	48	20	16		1			
13.0以上 ～ 13.5以下	1.5	SMDH 130-1.5D	●	25.0	92.2	48	20	16	MTL/MSL MEL	1	BXD02208IPC	0.75~1.00	TRDR08IP
	3	130-3D	●	45.0	112.4	48	20	16		1			
	5	130-5D	●	72.0	142.4	48	20	16		1			
	8	130-8D	●	106.0	178.4	48	20	16		1			
	12	130-12D	●	158.0	225.7	48	20	16		1			
13.5以上 ～ 14.5以下	1.5	SMDH 140-1.5D	●	29.0	96.3	48	20	16	MTL/MSL MEL	1	BXD02208IPC	0.75~1.00	TRDR08IP
	3	140-3D	●	51.0	119.0	48	20	16		1			
	5	140-5D	●	80.0	149.0	48	20	16		1			
	8	140-8D	●	123.0	194.0	48	20	16		1			
	12	140-12D	●	170.0	238.5	48	20	16		1			
14.5以上～15.5以下	1.5	SMDH 150-1.5D	●	31.0	100.0	50	25	20	MTL/MSL MEL	1	BXD02208IPC	0.75~1.00	TRDR08IP
	3	150-3D	●	54.0	129.2	50	25	20		1			
	5	150-5D	●	85.0	159.2	50	25	20		1			
	8	150-8D	●	131.0	204.2	50	25	20		1			
	12	150-12D	●	182.0	253.0	50	25	20		1			
15.5以上～16.5以下	1.5	SMDH 160-1.5D	●	32.0	102.7	50	25	20	MTL/MSL MEL	1	BXD02509IPC	0.93~1.24	TRDR10IP
	3	160-3D	●	57.0	134.4	50	25	20		1			
	5	160-5D	●	90.0	169.4	50	25	20		1			
	8	160-8D	●	140.0	214.4	50	25	20		1			
	12	160-12D	●	194.0	265.5	50	25	20		1			
16.5以上～17.5以下	1.5	SMDH 170-1.5D	●	34.0	104.4	50	25	20	MTL/MSL MEL	1	BXD02509IPC	0.93~1.24	TRDR10IP
	3	170-3D	●	60.0	139.6	50	25	20		1			
	5	170-5D	●	95.0	174.6	50	25	20		1			
	8	170-8D	●	148.0	224.6	50	25	20		1			
	12	170-12D	●	207.0	278.1	50	25	20		1			
17.5以上～18.5以下	1.5	SMDH 180-1.5D	●	36.0	107.1	50	25	20	MTL/MSL MEL	1	BXD02509IPC	0.93~1.24	TRDR10IP
	3	180-3D	●	63.0	144.8	50	25	20		1			
	5	180-5D	●	100.0	179.8	50	25	20		1			
	8	180-8D	●	156.0	229.8	50	25	20		1			
	12	180-12D	●	219.0	290.5	50	25	20		1			
18.5以上～19.5以下	1.5	SMDH 190-1.5D	●	37.0	114.8	56	30	25	MTL/MSL MEL	1	BXD03011IPC	1.83~2.44	TRDR15IP
	3	190-3D	●	67.0	160.0	56	30	25		1			
	5	190-5D	●	106.0	195.0	56	30	25		1			
	8	190-8D	●	164.0	255.0	56	30	25		1			
	12	190-12D	●	231.0	309.1	56	30	25		1			
19.5以上～20.5以下	1.5	SMDH 200-1.5D	●	39.0	117.4	56	30	25	MTL/MSL MEL	1	BXD03011IPC	1.83~2.44	TRDR15IP
	3	200-3D	●	70.0	160.1	56	30	25		1			
	5	200-5D	●	111.0	200.1	56	30	25		1			
	8	200-8D	●	172.0	265.1	56	30	25		1			
	12	200-12D	●	243.0	321.4	56	30	25		1			
20.5以上～21.5以下	1.5	SMDH 210-1.5D	●	41.0	119.1	56	30	25	MTL/MSL MEL	1	BXD03011IPC	1.83~2.44	TRDR15IP
	3	210-3D	●	73.0	160.3	56	30	25		1			
	5	210-5D	●	116.0	200.3	56	30	25		1			
	8	210-8D	●	180.0	270.3	56	30	25		1			
	12	210-12D	●	255.0	333.9	56	30	25		1			

＊上述尺寸(红字)因计算方法的变更与2021-2022年综合产品目录刊载内容不同，规格无变更。

推荐切削条件 J105 | MTL型刀头 J106 | MSL型刀头 J108 | MEL型刀头 J110

N·m 推荐锁紧扭力(N・m)

SMD型(内冷式)无平面/有法兰

MTL	碳素钢、合金钢 ~0.28%	碳素钢、合金钢 0.29%~	调质钢	高硬度钢 ~45 HRC	铸铁	球墨铸铁				
MSL	碳素钢、合金钢 ~0.28%	碳素钢、合金钢 0.29%~	不锈钢	钛合金	耐热钢	铸铁	球墨铸铁	铝合金		
MEL	碳素钢、合金钢 ~0.28%	碳素钢、合金钢 0.29%~	高硬度钢 ~45 HRC	不锈钢	钛合金	耐热钢	铸铁	球墨铸铁	铝合金	

DEX 涂层 | NX 涂层 | 可换式刀头 MTL | 可换式刀头 MSL | 可换式刀头 MEL | 有油孔 | 机夹式 | 1.5D | 3D | 5D | 8D | 12D

※h6、h7公差参照N36

● 安装图

可换式刀头 MTL 可换式刀头 MSL 可换式刀头 MEL

Fig 1

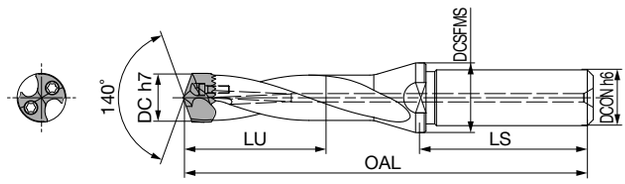

刀体 ø21.5～30.8mm 安装MTL型/MSL型/MEL型时的尺寸

零件

尺寸(mm)

刃径 DC	孔深 (L/D)	型 号	库存	有效长度 LU	全长 OAL	刀杆 LS	法兰直径 DCSFMS	刀杆直径 DCON	机夹式刀头	Fig	沉头螺钉		扳手
21.5以上～22.8以下	1.5	SMDH 220-1.5D	●	43.0	120.9	56	30	25	MTL/MSL MEL	1	BXD03512IPC	2.79~3.72	TRDR15IP
	3	220-3D	●	77.0	165.1	56	30	25		1			
	5	220-5D	●	123.0	205.1	56	30	25		1			
	8	220-8D	●	191.0	275.1	56	30	25		1			
	12	220-12D	●	268.0	347.0	56	30	25		1			
22.8以上～23.8以下	1.5	SMDH 230-1.5D	●	45.0	122.0	56	30	25	MTL/MSL MEL	1	BXD03512IPC	2.79~3.72	TRDR15IP
	3	230-3D	●	80.0	164.7	56	30	25		1			
	5	230-5D	●	128.0	214.7	56	30	25		1			
	8	230-8D	●	199.0	284.7	56	30	25		1			
	12	230-12D	●	280.0	359.0	56	30	25		1			
23.8以上～24.8以下	1.5	SMDH 240-1.5D	●	46.0	128.4	60	37	32	MTL/MSL MEL	1	BXD03512IPC	2.79~3.72	TRDR15IP
	3	240-3D	●	83.0	174.6	60	37	32		1			
	5	240-5D	●	133.0	224.6	60	37	32		1			
	8	240-8D	●	207.0	299.6	60	37	32		1			
	12	240-12D	●	292.0	376.1	60	37	32		1			
24.8以上～25.8以下	1.5	SMDH 250-1.5D	●	48.0	128.8	60	37	32	MTL/MSL MEL	1	BXD04014IPC	4.14~5.52	TRDR20IP
	3	250-3D	●	87.0	174.5	60	37	32		1			
	5	250-5D	●	138.0	229.5	60	37	32		1			
	8	250-8D	●	216.0	304.5	60	37	32		1			
	12	250-12D	●	304.0	388.3	60	37	32		1			
25.8以上～26.8以下	1.5	SMDH 260-1.5D	●	50.0	131.5	60	37	32	MTL/MSL MEL	1	BXD04014IPC	4.14~5.52	TRDR20IP
	3	260-3D	●	90.0	179.7	60	37	32		1			
	5	260-5D	●	143.0	234.7	60	37	32		1			
	8	260-8D	●	224.0	314.7	60	37	32		1			
	12	260-12D	●	316.0	400.8	60	37	32		1			
26.8以上～27.8以下	1.5	SMDH 270-1.5D	●	51.0	132.2	60	37	32	MTL/MSL MEL	1	BXD04014IPC	4.14~5.52	TRDR20IP
	3	270-3D	●	93.0	179.9	60	37	32		1			
	5	270-5D	●	149.0	239.9	60	37	32		1			
	8	270-8D	●	232.0	324.9	60	37	32		1			
	12	270-12D	●	328.0	413.3	60	37	32		1			
27.8以上～28.8以下	1.5	SMDH 280-1.5D	●	53.0	133.9	60	37	32	MTL/MSL MEL	1	BXD04515IPC	4.98~6.64	TRDR25IP
	3	280-3D	●	96.0	185.1	60	37	32		1			
	5	280-5D	●	154.0	245.1	60	37	32		1			
	8	280-8D	●	240.0	330.1	60	37	32		1			
	12	280-12D	●	341.0	425.8	60	37	32		1			
28.8以上～29.8以下	1.5	SMDH 290-1.5D	●	55.0	135.6	60	37	32	MTL/MSL MEL	1	BXD04515IPC	4.98~6.64	TRDR25IP
	3	290-3D	●	99.0	190.3	60	37	32		1			
	5	290-5D	●	159.0	250.3	60	37	32		1			
	8	290-8D	●	248.0	340.3	60	37	32		1			
	12	290-12D	●	353.0	438.4	60	37	32		1			
29.8以上～30.8以下	1.5	SMDH 300-1.5D	●	56.0	138.3	60	37	32	MTL/MSL MEL	1	BXD04515IPC	4.98~6.64	TRDR25IP
	3	300-3D	●	103.0	190.5	60	37	32		1			
	5	300-5D	●	164.0	260.5	60	37	32		1			
	8	300-8D	●	257.0	350.5	60	37	32		1			
	12	300-12D	●	365.0	450.8	60	37	32		1			

＊上述尺寸(红字)因计算方法的变更与2021-2022年综合产品目录刊载内容不同，规格无变更。

推荐切削条件 J105 | MTL型刀头 J106、J107 | MSL型刀头 J108、J109 | MEL型刀头 J110、J111

MFS型 可在非平面上钻孔加工、最适于抑制毛刺



●通过前端角180°设计应对各种钻孔
可应对高效锪孔加工、在倾斜面和圆筒面等非平面上钻孔、断续钻孔等。还在抑制出口侧毛刺方面发挥效果。

●加工的稳定性提高
采用加厚底面壁的RS横刃修薄，实现了高刚性。

■ 性能

孔径精度比较

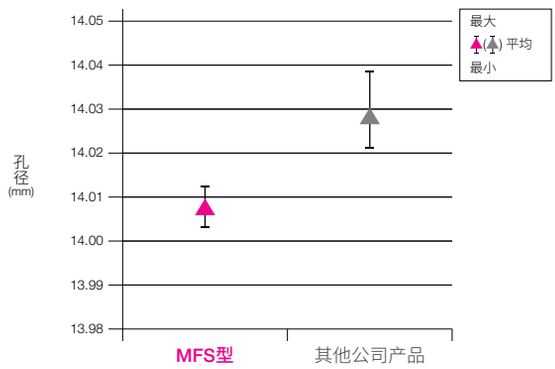

切削阻力比较

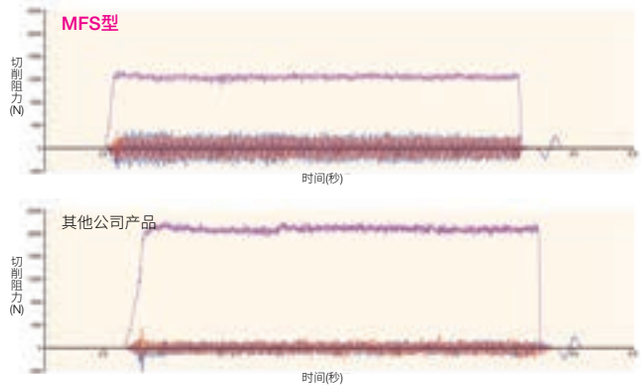

使用刀具：SMDH140-1.5DF + SMDT1400MFS
被 削 材：S50C
切削条件：vc=100mm/min f=0.15mm/rev 孔深21mm　Wet

■ MFS型刀头的使用注意事项

加工用途	无导孔(无垢孔加工)	有导孔	孔底平面精加工
	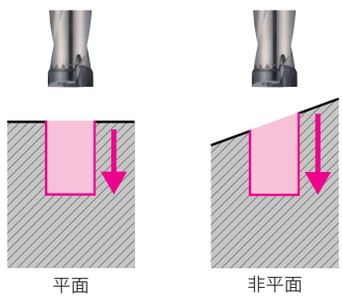	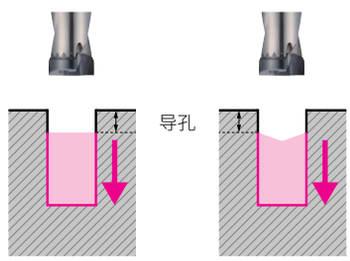	
1.5D刀杆	○	○(无需导孔)	○
3D～12D刀杆	×	×	○

■ 推荐切削条件(MFS型)

(n：转速min⁻¹ vc：切削速度 m/min f：进给量 mm/rev)

被削材		软钢(～250HB)	一般钢(250～320HB)	高硬度材(45HRC)	不锈钢(～200HB)	灰口铸铁	球墨铸铁	铝合金*
刃径DC(mm)	切削条件	下限- **推荐** -上限	下限- **推荐** -上限	下限- **推荐** -上限	下限- **推荐** -上限	下限- **推荐** -上限	下限- **推荐** -上限	下限- **推荐** -上限
ø16.0	n	2,000	2,000	1,200	1,200	1,400	1,200	4,800
	vc	60-**100**-120	70-**100**-120	40-**60**-90	50-**60**-80	50-**70**-90	50-**60**-80	200-**240**-260
	f	0.15-**0.20**-0.35	0.15-**0.20**-0.30	0.10-**0.15**-0.20	0.10-**0.15**-0.20	0.20-**0.25**-0.30	0.20-**0.25**-0.30	0.35-**0.45**-0.55
ø20.0	n	1,600	1,600	1,000	1,100	1,300	1,100	3,800
	vc	80-**100**-120	70-**100**-120	40-**60**-90	60-**70**-90	60-**80**-100	50-**70**-90	200-**240**-260
	f	0.15-**0.25**-0.35	0.15-**0.25**-0.35	0.15-**0.20**-0.25	0.15-**0.20**-0.25	0.20-**0.30**-0.35	0.20-**0.25**-0.35	0.35-**0.50**-0.60
ø30.8	n	1,000	1,000	600	700	800	700	2,500
	vc	80-**100**-120	70-**100**-120	40-**60**-90	60-**70**-90	60-**80**-100	50-**70**-90	200-**240**-260
	f	0.20-**0.30**-0.35	0.20-**0.25**-0.35	0.15-**0.20**-0.25	0.15-**0.20**-0.25	0.20-**0.30**-0.40	0.25-**0.30**-0.35	0.35-**0.50**-0.60

注：推荐孔深为2xDC。倾斜面加工是从工件最上部开始的深度。切削条件是在平面上钻孔时的推荐条件。
对倾斜面进行孔加工时，请根据倾斜角度调整进给速度。倾斜角度30°以下时，请将进给速度设定为70%以下。
倾斜角度超过30°时，请将进给速度设定为50%以下。本产品为钻孔加工用刀具。
不能进行横向进给、螺旋等的加工。

＊ 铝合金用特殊刃型的订购，请进行询问。

SMD型(内冷式)

MFS 碳素钢、合金钢 ~0.28% 碳素钢、合金钢 0.29%~ 高硬度钢 ~45 HRC 不锈钢 铸铁 球墨铸铁 铝合金

DEX 涂层 可换式刀头 MFS 有油孔 机夹式 1.5D 3D 5D 8D 12D

※h7公差参照N36

机夹式刀头 Fig 1

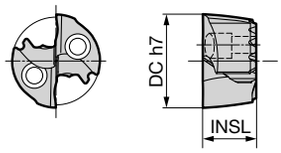

机夹式刀头 MFS型 刃径ø12.0～21.5mm

尺寸(mm)

刃径 DC	库存	型 号	刀头长度 INSL	适用刀杆	Fig
12.0	●	SMDT 1200 MFS	7.1	SMDH120□	1
12.5	●	1250 MFS	7.2	SMDH125□	1
13.0	●	1300 MFS	7.5	SMDH130□	1
13.5	●	SMDT 1350 MFS	7.9	SMDH140□	1
14.0	●	1400 MFS	7.9		1
14.5	●	1450 MFS	7.9		1
15.0	●	SMDT 1500 MFS	8.3	SMDH150□	1
15.5	●	1550 MFS	8.3		1
16.0	●	SMDT 1600 MFS	8.8	SMDH160□	1
16.5	●	1650 MFS	8.8		1
17.0	●	SMDT 1700 MFS	9.3	SMDH170□	1
17.5	●	1750 MFS	9.3		1
18.0	●	SMDT 1800 MFS	9.8	SMDH180□	1
18.5	●	1850 MFS	9.8		1
19.0	●	SMDT 1900 MFS	10.2	SMDH190□	1
19.5	●	1950 MFS	10.2		1
20.0	●	SMDT 2000 MFS	10.7	SMDH200□	1
20.5	●	2050 MFS	10.7		1
21.0	●	SMDT 2100 MFS	11.2	SMDH210□	1
21.5	●	2150 MFS	11.2		1

材质 ACX70 推荐切削条件 ☞J118 适用刀杆 ☞J120、J122、J124

机夹式刀头 MFS型 刃径ø22.0～30.0mm

尺寸(mm)

刃径 DC	库存	型 号	刀头长度 INSL	适用刀杆	Fig
22.0	●	SMDT 2200 MFS	11.2	SMDH220□	1
22.5	●	2250 MFS	11.2		1
23.0	●	SMDT 2300 MFS	11.2	SMDH230□	1
23.5	●	2350 MFS	11.2		1
24.0	●	SMDT 2400 MFS	11.3	SMDH240□	1
24.5	●	2450 MFS	11.3		1
25.0	●	SMDT 2500 MFS	11.7	SMDH250□	1
25.5	●	2550 MFS	11.7		1
26.0	●	SMDT 2600 MFS	12.2	SMDH260□	1
26.5	●	2650 MFS	12.2		1
27.0	●	SMDT 2700 MFS	12.7	SMDH270□	1
27.5	●	2750 MFS	12.7		1
28.0	●	SMDT 2800 MFS	13.2	SMDH280□	1
28.5	●	2850 MFS	13.2		1
29.0	●	SMDT 2900 MFS	13.6	SMDH290□	1
29.5	●	2950 MFS	13.6		1
30.0	●	SMDT 3000 MFS	14.1	SMDH300□	1

材质 ACX70 推荐切削条件 ☞J118 适用刀杆 ☞J120～J123、J125

MFS型的孔底形状



加工孔底非完全平面。
详情请进行咨询。

SMD型(内冷式)有平面/无法兰

MFS 碳素钢,合金钢~0.28% 碳素钢,合金钢0.29%~ 高硬度钢~45 HRC 不锈钢 铸铁 球墨铸铁 铝合金

DEX 涂层 可换式刀头 MFS 有油孔 机夹式 3D 5D 8D

※h6、h7公差参照N36

● 安装图 Fig 1

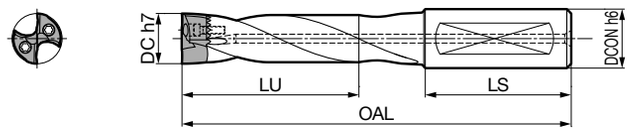

刀体 ø12.0～29.8mm 安装MFS型时的尺寸

零件 尺寸(mm)

刃径 DC	孔深 (L/D)	型 号	库存	有效长度 LU	全长 OAL	刀杆 LS	刀杆直径 DCON	机夹式刀头	Fig	沉头螺钉	N·m	扳手
12.0以上 ～ 12.5以下	3	SMDH 120M	●	40.0	105.2	48	16	MFS	1	BXD02208IP	0.75~1.00	TRDR08IP
	5	120L	●	65.0	130.2	48	16		1			
12.5以上 ～ 13.0以下	3	SMDH 125M	●	41.0	105.1	48	16	MFS	1	BXD02208IP	0.75~1.00	TRDR08IP
	5	125L	●	67.0	130.1	48	16		1			
13.0以上 ～ 13.5以下	3	SMDH 130M	●	43.0	110.2	48	16	MFS	1	BXD02208IP	0.75~1.00	TRDR08IP
	5	130L	●	70.0	140.2	48	16		1			
13.5以上 ～ 14.5以下	3	SMDH 140M	●	48.0	116.6	48	16	MFS	1	BXD02208IP	0.75~1.00	TRDR08IP
	5	140L	●	77.0	146.6	48	16		1			
	8	140D	●	121.0	191.6	48	16		1			
14.5以上～15.5以下	3	SMDH 150M	●	51.0	126.6	50	20	MFS	1	BXD02208IP	0.75~1.00	TRDR08IP
	5	150L	●	82.0	156.6	50	20		1			
	8	150D	●	129.0	201.6	50	20		1			
15.5以上～16.5以下	3	SMDH 160M	●	54.0	131.6	50	20	MFS	1	BXD02509IP	0.93~1.24	TRDR10IP
	5	160L	●	87.0	166.6	50	20		1			
	8	160D	●	137.0	211.6	50	20		1			
16.5以上～17.5以下	3	SMDH 170M	●	57.0	136.6	50	20	MFS	1	BXD02509IP	0.93~1.24	TRDR10IP
	5	170L	●	92.0	171.6	50	20		1			
	8	170D	●	145.0	221.6	50	20		1			
17.5以上～18.5以下	3	SMDH 180M	●	60.0	141.7	50	20	MFS	1	BXD02509IP	0.93~1.24	TRDR10IP
	5	180L	●	97.0	176.7	50	20		1			
	8	180D	●	153.0	226.7	50	20		1			
18.5以上～19.5以下	3	SMDH 190M	●	63.0	156.6	56	25	MFS	1	BXD03011IP	1.83~2.44	TRDR15IP
	5	190L	●	102.0	191.6	56	25		1			
	8	190D	●	161.0	251.6	56	25		1			
19.5以上～20.5以下	3	SMDH 200M	●	66.0	156.7	56	25	MFS	1	BXD03011IP	1.83~2.44	TRDR15IP
	5	200L	●	107.0	196.7	56	25		1			
	8	200D	●	169.0	261.7	56	25		1			
20.5以上～21.5以下	3	SMDH 210M	●	69.0	156.7	56	25	MFS	1	BXD03011IP	1.83~2.44	TRDR15IP
	5	210L	●	112.0	196.7	56	25		1			
	8	210D	●	177.0	266.7	56	25		1			
21.5以上～22.8以下	3	SMDH 220M	●	73.0	161.3	56	25	MFS	1	BXD03512IP	2.79~3.72	TRDR15IP
	5	220L	●	119.0	201.3	56	25		1			
	8	220D	●	187.0	271.3	56	25		1			
22.8以上～23.8以下	3	SMDH 230M	●	76.0	160.7	56	25	MFS	1	BXD03512IP	2.79~3.72	TRDR15IP
	5	230L	●	124.0	210.7	56	25		1			
	8	230D	●	195.0	280.7	56	25		1			
23.8以上～24.8以下	3	SMDH 240M	●	79.0	170.5	60	32	MFS	1	BXD03512IP	2.79~3.72	TRDR15IP
	5	240L	●	129.0	220.5	60	32		1			
	8	240D	●	203.0	295.5	60	32		1			
24.8以上～25.8以下	3	SMDH 250M	●	82.0	170.4	60	32	MFS	1	BXD04014IP	4.14~5.52	TRDR20IP
	5	250L	●	134.0	225.4	60	32		1			
	8	250D	●	211.0	300.4	60	32		1			
25.8以上～26.8以下	3	SMDH 260M	●	85.0	175.5	60	32	MFS	1	BXD04014IP	4.14~5.52	TRDR20IP
	5	260L	●	139.0	230.5	60	32		1			
	8	260D	●	219.0	310.5	60	32		1			
26.8以上～27.8以下	3	SMDH 270M	●	88.0	175.5	60	32	MFS	1	BXD04014IP	4.14~5.52	TRDR20IP
	5	270L	●	144.0	235.5	60	32		1			
	8	270D	●	227.0	320.5	60	32		1			
27.8以上～28.8以下	3	SMDH 280M	●	91.0	180.6	60	32	MFS	1	BXD04515IP	4.98~6.64	TRDR25IP
	5	280L	●	149.0	240.6	60	32		1			
	8	280D	●	235.0	325.6	60	32		1			
28.8以上～29.8以下	3	SMDH 290M	●	94.0	185.4	60	32	MFS	1	BXD04515IP	4.98~6.64	TRDR25IP
	5	290L	●	154.0	245.4	60	32		1			
	8	290D	●	243.0	335.4	60	32		1			

＊上述尺寸(红字)因计算方法的变更与2021-2022年综合产品目录刊载内容不同，规格无变更。

推荐切削条件 J118 MFS型刀头 J119

N·m 推荐锁紧扭力(N・m)

SMD型(内冷式)有平面/无法兰

MFS 碳素钢,合金钢 ~0.28% 碳素钢,合金钢 0.29%~ 高硬度钢 ~45 HRC 不锈钢 铸铁 球墨铸铁 铝合金

DEX 涂层 可换式刀头 MFS 有油孔 机夹式 3D 5D 8D

※h6、h7公差参照N36

● 安装图

Fig 1

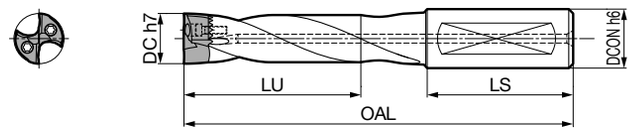

刀体 ø29.8～30.8mm 安装MFS型时的尺寸

零件

尺寸(mm)

刃径 DC	孔深 (L/D)	型 号	库存	有效长度 LU	全长 OAL	刀杆 LS	刀杆直径 DCON	机夹式刀头	Fig	沉头螺钉		扳手
											N·m	
29.8以上～30.8以下	3	**SMDH 300M**	●	97.0	185.6	60	32	MFS	1	BXD04515IP	4.98~6.64	TRDR25IP
	5	**300L**	●	159.0	255.6	60	32		1			
	8	**300D**	●	251.0	345.6	60	32		1			

＊上述尺寸(红字)因计算方法的变更与2021-2022年综合产品目录刊载内容不同，规格无变更。

推荐切削条件 J118 MFS型刀头 J119

SMD型(内冷式)有平面/有法兰

MFS 碳素钢,合金钢 ~0.28% | 碳素钢,合金钢 0.29%~ | 高硬度钢 ~45 HRC | 不锈钢 | 铸铁 | 球墨铸铁 | 铝合金

DEX 涂层 | 可换式刀头 MFS | 有油孔 | 机夹式 | 1.5D | 3D | 5D | 8D

※h6、h7公差参照N36

● 安装图

Fig 1

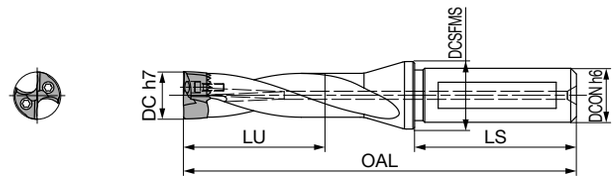

刀体 ø12.0～24.8mm 安装MFS型时的尺寸

零件

尺寸(mm)

刃径 DC	孔深 (L/D)	型 号	库存	有效长度 LU	全长 OAL	刀杆 LS	法兰直径 DCSFMS	刀杆直径 DCON	机夹式刀头	Fig	沉头螺钉		扳手
												N·m	
12.0以上 ～ 12.5以下	1.5	SMDH 120-1.5DF	●	21.0	88.5	48	20	16	MFS	1	BXD02208IPC	0.75~1.00	TRDR08IP
	3	120-3DF	●	40.0	105.2	48	20	16		1			
	5	120-5DF	●	65.0	130.2	48	20	16		1			
	8	120-8DF	●	96.0	162.4	48	20	16		1			
12.5以上 ～ 13.0以下	1.5	SMDH 125-1.5DF	●	22.0	88.8	48	20	16	MFS	1	BXD02208IPC	0.75~1.00	TRDR08IP
	3	125-3DF	●	41.0	105.1	48	20	16		1			
	5	125-5DF	●	67.0	130.1	48	20	16		1			
	8	125-8DF	●	100.0	167.9	48	20	16		1			
13.0以上 ～ 13.5以下	1.5	SMDH 130-1.5DF	●	23.0	90.0	48	20	16	MFS	1	BXD02208IPC	0.75~1.00	TRDR08IP
	3	130-3DF	●	43.0	110.2	48	20	16		1			
	5	130-5DF	●	70.0	140.2	48	20	16		1			
	8	130-8DF	●	104.0	176.2	48	20	16		1			
13.5以上 ～ 14.5以下	1.5	SMDH 140-1.5DF	●	26.0	93.9	48	20	16	MFS	1	BXD02208IPC	0.75~1.00	TRDR08IP
	3	140-3DF	●	48.0	116.6	48	20	16		1			
	5	140-5DF	●	77.0	146.6	48	20	16		1			
	8	140-8DF	●	121.0	191.6	48	20	16		1			
14.5以上～15.5以下	1.5	SMDH 150-1.5DF	●	28.0	97.3	50	25	20	MFS	1	BXD02208IPC	0.75~1.00	TRDR08IP
	3	150-3DF	●	51.0	126.6	50	25	20		1			
	5	150-5DF	●	82.0	156.6	50	25	20		1			
	8	150-8DF	●	129.0	201.6	50	25	20		1			
15.5以上～16.5以下	1.5	SMDH 160-1.5DF	●	29.0	99.9	50	25	20	MFS	1	BXD02509IPC	0.93~1.24	TRDR10IP
	3	160-3DF	●	54.0	131.6	50	25	20		1			
	5	160-5DF	●	87.0	166.6	50	25	20		1			
	8	160-8DF	●	137.0	211.6	50	25	20		1			
16.5以上～17.5以下	1.5	SMDH 170-1.5DF	●	31.0	101.4	50	25	20	MFS	1	BXD02509IPC	0.93~1.24	TRDR10IP
	3	170-3DF	●	57.0	136.6	50	25	20		1			
	5	170-5DF	●	92.0	171.6	50	25	20		1			
	8	170-8DF	●	145.0	221.6	50	25	20		1			
17.5以上～18.5以下	1.5	SMDH 180-1.5DF	●	32.0	104.0	50	25	20	MFS	1	BXD02509IPC	0.93~1.24	TRDR10IP
	3	180-3DF	●	60.0	141.7	50	25	20		1			
	5	180-5DF	●	97.0	176.7	50	25	20		1			
	8	180-8DF	●	153.0	226.7	50	25	20		1			
18.5以上～19.5以下	1.5	SMDH 190-1.5DF	●	34.0	111.4	56	30	25	MFS	1	BXD03011IPC	1.83~2.44	TRDR15IP
	3	190-3DF	●	63.0	156.6	56	30	25		1			
	5	190-5DF	●	102.0	191.6	56	30	25		1			
	8	190-8DF	●	161.0	251.6	56	30	25		1			
19.5以上～20.5以下	1.5	SMDH 200-1.5DF	●	35.0	114.0	56	30	25	MFS	1	BXD03011IPC	1.83~2.44	TRDR15IP
	3	200-3DF	●	66.0	156.7	56	30	25		1			
	5	200-5DF	●	107.0	196.7	56	30	25		1			
	8	200-8DF	●	169.0	261.7	56	30	25		1			
20.5以上～21.5以下	1.5	SMDH 210-1.5DF	●	37.0	115.5	56	30	25	MFS	1	BXD03011IPC	1.83~2.44	TRDR15IP
	3	210-3DF	●	69.0	156.7	56	30	25		1			
	5	210-5DF	●	112.0	196.7	56	30	25		1			
	8	210-8DF	●	177.0	266.7	56	30	25		1			
21.5以上～22.8以下	1.5	SMDH 220-1.5DF	●	39.0	117.1	56	30	25	MFS	1	BXD03512IPC	2.79~3.72	TRDR15IP
	3	220-3DF	●	73.0	161.3	56	30	25		1			
	5	220-5DF	●	119.0	201.3	56	30	25		1			
	8	220-8DF	●	187.0	271.3	56	30	25		1			
22.8以上～23.8以下	1.5	SMDH 230-1.5DF	●	40.0	118.0	56	30	25	MFS	1	BXD03512IPC	2.79~3.72	TRDR15IP
	3	230-3DF	●	76.0	160.7	56	30	25		1			
	5	230-5DF	●	124.0	210.7	56	30	25		1			
	8	230-8DF	●	195.0	280.7	56	30	25		1			
23.8以上～24.8以下	1.5	SMDH 240-1.5DF	●	42.0	124.3	60	37	32	MFS	1	BXD03512IPC	2.79~3.72	TRDR15IP
	3	240-3DF	●	79.0	170.5	60	37	32		1			
	5	240-5DF	●	129.0	220.5	60	37	32		1			
	8	240-8DF	●	203.0	295.5	60	37	32		1			

＊SMDH○○○S刀杆型号名变更为SMDH○○○-1.5DF。规格无变更。
＊上述尺寸(红字)因计算方法的变更与2021-2022年综合产品目录刊载内容不同，规格无变更。

推荐切削条件 ☞J118
MFS型刀头 ☞J119

N·m 推荐锁紧扭力(N・m)

SMD型(内冷式)有平面/有法兰

MFS | 碳素钢、合金钢 ~0.28% | 碳素钢、合金钢 0.29%~ | 高硬度钢 ~45 HRC | 不锈钢 | 铸铁 | 球墨铸铁 | 铝合金

DEX 涂层 | 可换式刀头 MFS | 有油孔 | 机夹式 | 1.5D | 3D | 5D | 8D

※h6、h7公差参照N36

● 安装图

Fig 1

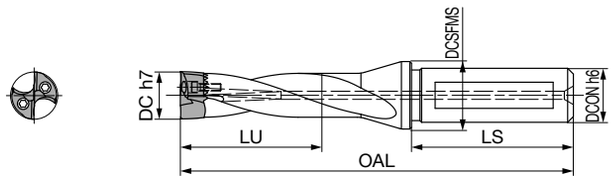

刀体 ø24.8～30.8mm 安装MFS型时的尺寸

零件

尺寸(mm)

刃径 DC	孔深 (L/D)	型 号	库存	有效长度 LU	全长 OAL	刀杆 LS	法兰直径 DCSFMS	刀杆直径 DCON	机夹式刀头	Fig	沉头螺钉		扳手
24.8以上～25.8以下	1.5	SMDH 250-1.5DF	●	43.0	124.7	60	37	32	MFS	1	BXD04014IPC	4.14～5.52	TRDR20IP
	3	250-3DF	●	82.0	170.4	60	37	32		1			
	5	250-5DF	●	134.0	225.4	60	37	32		1			
	8	250-8DF	●	211.0	300.4	60	37	32		1			
25.8以上～26.8以下	1.5	SMDH 260-1.5DF	●	45.0	127.3	60	37	32	MFS	1	BXD04014IPC	4.14～5.52	TRDR20IP
	3	260-3DF	●	85.0	175.5	60	37	32		1			
	5	260-5DF	●	139.0	230.5	60	37	32		1			
	8	260-8DF	●	219.0	310.5	60	37	32		1			
26.8以上～27.8以下	1.5	SMDH 270-1.5DF	●	46.0	127.8	60	37	32	MFS	1	BXD04014IPC	4.14～5.52	TRDR20IP
	3	270-3DF	●	88.0	175.5	60	37	32		1			
	5	270-5DF	●	144.0	235.5	60	37	32		1			
	8	270-8DF	●	227.0	320.5	60	37	32		1			
27.8以上～28.8以下	1.5	SMDH 280-1.5DF	●	48.0	129.4	60	37	32	MFS	1	BXD04515IPC	4.98～6.64	TRDR25IP
	3	280-3DF	●	91.0	180.6	60	37	32		1			
	5	280-5DF	●	149.0	240.6	60	37	32		1			
	8	280-8DF	●	235.0	325.6	60	37	32		1			
28.8以上～29.8以下	1.5	SMDH 290-1.5DF	●	49.0	130.8	60	37	32	MFS	1	BXD04515IPC	4.98～6.64	TRDR25IP
	3	290-3DF	●	94.0	185.4	60	37	32		1			
	5	290-5DF	●	154.0	245.4	60	37	32		1			
	8	290-8DF	●	243.0	335.4	60	37	32		1			
29.8以上～30.8以下	1.5	SMDH 300-1.5DF	●	51.0	133.4	60	37	32	MFS	1	BXD04515IPC	4.98～6.64	TRDR25IP
	3	300-3DF	●	97.0	185.6	60	37	32		1			
	5	300-5DF	●	159.0	255.6	60	37	32		1			
	8	300-8DF	●	251.0	345.6	60	37	32		1			

＊SMDH○○○S刀杆型号名变更为SMDH○○○-1.5DF。规格无变更。
＊上述尺寸(红字)因计算方法的变更与2021-2022综合产品目录刊载内容不同，规格无变更。

推荐切削条件 J118　MFS型刀头 J119

SMD型(内冷式)无平面/有法兰

MFS 碳素钢,合金钢 ~0.28% | 碳素钢,合金钢 0.29%~ | 高硬度钢 ~45 HRC | 不锈钢 | 铸铁 | 球墨铸铁 | 铝合金

DEX 涂层 | 可换式刀头 MFS | 有油孔 | 机夹式 | 1.5D | 3D | 5D | 8D | 12D

※h6、h7公差参照N36

● 安装图

Fig 1

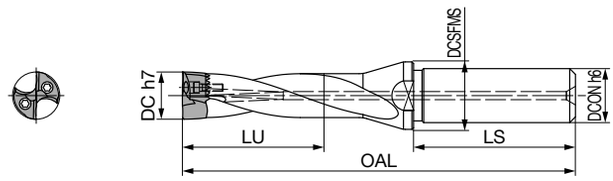

刀体 ø12.0～21.5mm 安装MFS型时的尺寸

零件

尺寸(mm)

刃径 DC	孔深 (L/D)	型 号	库存	有效长度 LU	全长 OAL	刀杆 LS	法兰直径 DCSFMS	刀杆直径 DCON	机夹式刀头	Fig	沉头螺钉		扳手
												N·m	
12.0以上 ～ 12.5以下	1.5	SMDH 120-1.5D	●	21.0	88.5	48	20	16	MFS	1	BXD02208IPC	0.75～1.00	TRDR08IP
	3	120-3D	●	40.0	105.2	48	20	16		1			
	5	120-5D	●	65.0	130.2	48	20	16		1			
	8	120-8D	●	96.0	162.4	48	20	16		1			
	12	120-12D	●	144.0	211.3	48	20	16		1			
12.5以上 ～ 13.0以下	1.5	SMDH 125-1.5D	●	22.0	88.8	48	20	16	MFS	1	BXD02208IPC	0.75～1.00	TRDR08IP
	3	125-3D	●	41.0	105.1	48	20	16		1			
	5	125-5D	●	67.0	130.1	48	20	16		1			
	8	125-8D	●	100.0	167.9	48	20	16		1			
	12	125-12D	●	150.0	217.3	48	20	16		1			
13.0以上 ～ 13.5以下	1.5	SMDH 130-1.5D	●	23.0	90.0	48	20	16	MFS	1	BXD02208IPC	0.75～1.00	TRDR08IP
	3	130-3D	●	43.0	110.2	48	20	16		1			
	5	130-5D	●	70.0	140.2	48	20	16		1			
	8	130-8D	●	104.0	176.2	48	20	16		1			
	12	130-12D	●	156.0	223.5	48	20	16		1			
13.5以上 ～ 14.5以下	1.5	SMDH 140-1.5D	●	26.0	93.9	48	20	16	MFS	1	BXD02208IPC	0.75～1.00	TRDR08IP
	3	140-3D	●	48.0	116.6	48	20	16		1			
	5	140-5D	●	77.0	146.6	48	20	16		1			
	8	140-8D	●	121.0	191.6	48	20	16		1			
	12	140-12D	●	168.0	236.1	48	20	16		1			
14.5以上～15.5以下	1.5	SMDH 150-1.5D	●	28.0	97.3	50	25	20	MFS	1	BXD02208IPC	0.75～1.00	TRDR08IP
	3	150-3D	●	51.0	126.6	50	25	20		1			
	5	150-5D	●	82.0	156.6	50	25	20		1			
	8	150-8D	●	129.0	201.6	50	25	20		1			
	12	150-12D	●	180.0	250.4	50	25	20		1			
15.5以上～16.5以下	1.5	SMDH 160-1.5D	●	29.0	99.9	50	25	20	MFS	1	BXD02509IPC	0.93～1.24	TRDR10IP
	3	160-3D	●	54.0	131.6	50	25	20		1			
	5	160-5D	●	87.0	166.6	50	25	20		1			
	8	160-8D	●	137.0	211.6	50	25	20		1			
	12	160-12D	●	192.0	262.7	50	25	20		1			
16.5以上～17.5以下	1.5	SMDH 170-1.5D	●	31.0	101.4	50	25	20	MFS	1	BXD02509IPC	0.93～1.24	TRDR10IP
	3	170-3D	●	57.0	136.6	50	25	20		1			
	5	170-5D	●	92.0	171.6	50	25	20		1			
	8	170-8D	●	145.0	221.6	50	25	20		1			
	12	170-12D	●	204.0	275.1	50	25	20		1			
17.5以上～18.5以下	1.5	SMDH 180-1.5D	●	32.0	104.0	50	25	20	MFS	1	BXD02509IPC	0.93～1.24	TRDR10IP
	3	180-3D	●	60.0	141.7	50	25	20		1			
	5	180-5D	●	97.0	176.7	50	25	20		1			
	8	180-8D	●	153.0	226.7	50	25	20		1			
	12	180-12D	●	216.0	287.4	50	25	20		1			
18.5以上～19.5以下	1.5	SMDH 190-1.5D	●	34.0	111.4	56	30	25	MFS	1	BXD03011IPC	1.83～2.44	TRDR15IP
	3	190-3D	●	63.0	156.6	56	30	25		1			
	5	190-5D	●	102.0	191.6	56	30	25		1			
	8	190-8D	●	161.0	251.6	56	30	25		1			
	12	190-12D	●	228.0	305.7	56	30	25		1			
19.5以上～20.5以下	1.5	SMDH 200-1.5D	●	35.0	114.0	56	30	25	MFS	1	BXD03011IPC	1.83～2.44	TRDR15IP
	3	200-3D	●	66.0	156.7	56	30	25		1			
	5	200-5D	●	107.0	196.7	56	30	25		1			
	8	200-8D	●	169.0	261.7	56	30	25		1			
	12	200-12D	●	240.0	318.0	56	30	25		1			
20.5以上～21.5以下	1.5	SMDH 210-1.5D	●	37.0	115.5	56	30	25	MFS	1	BXD03011IPC	1.83～2.44	TRDR15IP
	3	210-3D	●	69.0	156.7	56	30	25		1			
	5	210-5D	●	112.0	196.7	56	30	25		1			
	8	210-8D	●	177.0	266.7	56	30	25		1			
	12	210-12D	●	252.0	330.3	56	30	25		1			

＊上述尺寸(红字)因计算方法的变更与2021-2022综合产品目录刊载内容不同，规格无变更。

推荐切削条件 J118　MFS型刀头 J119

N·m 推荐锁紧扭力(N・m)

SMD型(内冷式)无平面/有法兰

MFS 碳素钢,合金钢 ~0.28% | 碳素钢,合金钢 0.29%~ | 高硬度钢 ~45 HRC | 不锈钢 | 铸铁 | 球墨铸铁 | 铝合金

DEX 涂层 | 可换式刀头 MFS | 有油孔 | 机夹式 | 1.5D | 3D | 5D | 8D | 12D

※h6、h7公差参照N36

● 安装图

Fig 1

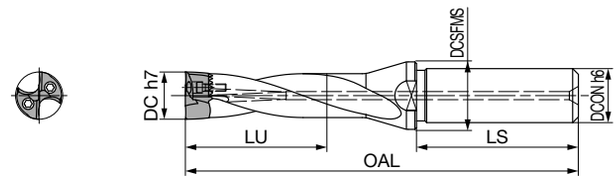

刀体 ø21.5～30.8mm 安装MFS型时的尺寸

零件

尺寸(mm)

刃径 DC	孔深 (L/D)	型 号	库存	有效长度 LU	全长 OAL	刀杆 LS	法兰直径 DCSFMS	刀杆直径 DCON	机夹式刀头	Fig	沉头螺钉	N·m	扳手
21.5以上～22.8以下	1.5	SMDH 220-1.5D	●	39.0	117.1	56	30	25	MFS	1	BXD03512IPC	2.79～3.72	TRDR15IP
	3	220-3D	●	73.0	161.3	56	30	25		1			
	5	220-5D	●	119.0	201.3	56	30	25		1			
	8	220-8D	●	187.0	271.3	56	30	25		1			
	12	220-12D	●	264.0	343.2	56	30	25		1			
22.8以上～23.8以下	1.5	SMDH 230-1.5D	●	40.0	118.0	56	30	25	MFS	1	BXD03512IPC	2.79～3.72	TRDR15IP
	3	230-3D	●	76.0	160.7	56	30	25		1			
	5	230-5D	●	124.0	210.7	56	30	25		1			
	8	230-8D	●	195.0	280.7	56	30	25		1			
	12	230-12D	●	276.0	355.0	56	30	25		1			
23.8以上～24.8以下	1.5	SMDH 240-1.5D	●	42.0	124.3	60	37	32	MFS	1	BXD03512IPC	2.79～3.72	TRDR15IP
	3	240-3D	●	79.0	170.5	60	37	32		1			
	5	240-5D	●	129.0	220.5	60	37	32		1			
	8	240-8D	●	203.0	295.5	60	37	32		1			
	12	240-12D	●	288.0	372.0	60	37	32		1			
24.8以上～25.8以下	1.5	SMDH 250-1.5D	●	43.0	124.7	60	37	32	MFS	1	BXD04014IPC	4.14～5.52	TRDR20IP
	3	250-3D	●	82.0	170.4	60	37	32		1			
	5	250-5D	●	134.0	225.4	60	37	32		1			
	8	250-8D	●	211.0	300.4	60	37	32		1			
	12	250-12D	●	300.0	384.2	60	37	32		1			
25.8以上～26.8以下	1.5	SMDH 260-1.5D	●	45.0	127.3	60	37	32	MFS	1	BXD04014IPC	4.14～5.52	TRDR20IP
	3	260-3D	●	85.0	175.5	60	37	32		1			
	5	260-5D	●	139.0	230.5	60	37	32		1			
	8	260-8D	●	219.0	310.5	60	37	32		1			
	12	260-12D	●	312.0	396.6	60	37	32		1			
26.8以上～27.8以下	1.5	SMDH 270-1.5D	●	46.0	127.8	60	37	32	MFS	1	BXD04014IPC	4.14～5.52	TRDR20IP
	3	270-3D	●	88.0	175.5	60	37	32		1			
	5	270-5D	●	144.0	235.5	60	37	32		1			
	8	270-8D	●	227.0	320.5	60	37	32		1			
	12	270-12D	●	324.0	408.9	60	37	32		1			
27.8以上～28.8以下	1.5	SMDH 280-1.5D	●	48.0	129.4	60	37	32	MFS	1	BXD04515IPC	4.98～6.64	TRDR25IP
	3	280-3D	●	91.0	180.6	60	37	32		1			
	5	280-5D	●	149.0	240.6	60	37	32		1			
	8	280-8D	●	235.0	325.6	60	37	32		1			
	12	280-12D	●	336.0	421.3	60	37	32		1			
28.8以上～29.8以下	1.5	SMDH 290-1.5D	●	49.0	130.8	60	37	32	MFS	1	BXD04515IPC	4.98～6.64	TRDR25IP
	3	290-3D	●	94.0	185.4	60	37	32		1			
	5	290-5D	●	154.0	245.4	60	37	32		1			
	8	290-8D	●	243.0	335.4	60	37	32		1			
	12	290-12D	●	348.0	433.5	60	37	32		1			
29.8以上～30.8以下	1.5	SMDH 300-1.5D	●	51.0	133.4	60	37	32	MFS	1	BXD04515IPC	4.98～6.64	TRDR25IP
	3	300-3D	●	97.0	185.6	60	37	32		1			
	5	300-5D	●	159.0	255.6	60	37	32		1			
	8	300-8D	●	251.0	345.6	60	37	32		1			
	12	300-12D	●	360.0	445.9	60	37	32		1			

＊上述尺寸(红字)因计算方法的变更与2021-2022综合产品目录刊载内容不同，规格无变更。

推荐切削条件 J118 | MFS型刀头 J119

SMD-MB型 桥梁用

MB型 最适于桥梁焊接结构用轧钢的加工(单体加工·重叠板加工均可)

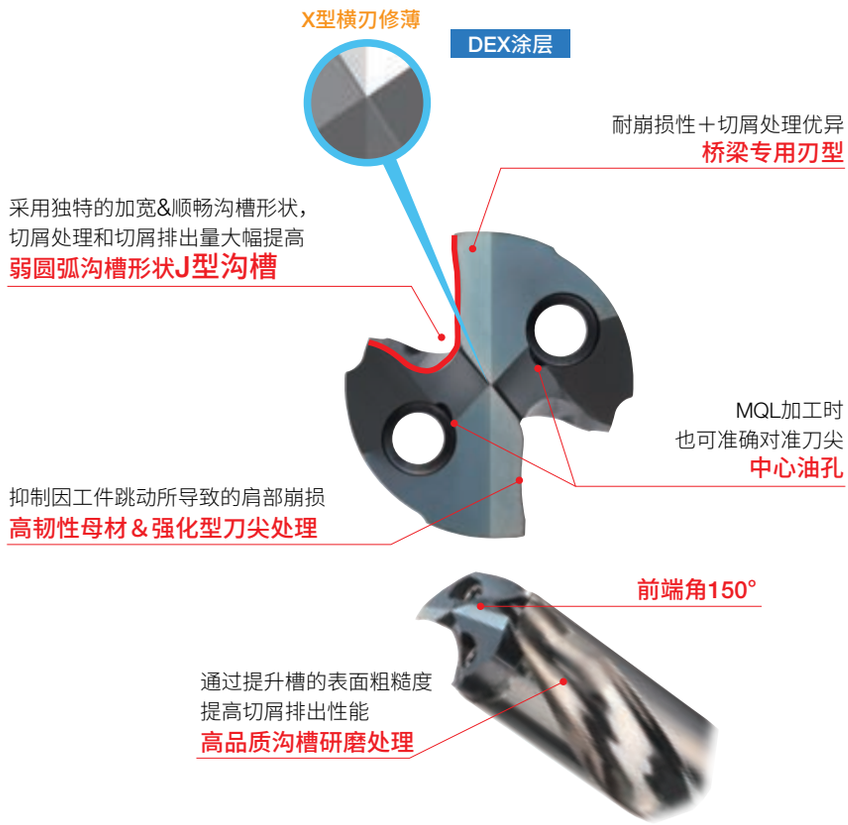

■切屑处理性能

桥梁用MB型 切屑处理良好

被削材:SM490YB
切削条件:vc=87m/min,f=0.29mm/rev

其他公司产品 发生切屑过长

被削材:SM490YB
切削条件:vc=87m/min,f=0.29mm/rev

■ MB型　切削长比较

事例	现状刀具	寿命比较(切屑长)			切削条件
1	其他公司产品A 刀头可换式	MB型	42m	2.5倍寿命	vc=46m/min f=0.35mm/rev 切削油：MQL
		其他公司产品A	17m		
2	其他公司产品B 刀头可换式	MB型	87m	1.7倍寿命	vc=56m/min f=0.30mm/rev 切削油：MQL
		其他公司产品B	50m		
3	其他公司产品C 焊接	MB型	95m	3.0倍寿命	vc=54m/min f=0.30mm/rev 切削油：MQL
		其他公司产品C	32m		
4	其他公司产品D 刀头可换式	MB型	120m	1.7倍寿命	vc=60m/min f=0.30mm/rev 切削油：MQL
		其他公司产品D	70m		

与现状刀具寿命比较

1.7倍～3倍 的

长寿命实绩

刀具费

可大幅节约

■ 推荐切削条件(MB型)

(n：转速min⁻¹　vc：切削速度 m/min　f：进给量 mm/rev)

被削材		焊接结构用轧钢 SS400	焊接结构用轧钢 SM490	焊接结构用轧钢 SM520	焊接结构用轧钢 SM570
刃径DC (mm)	切削条件	下限- **推荐**-上限	下限- **推荐**-上限	下限- **推荐**-上限	下限- **推荐**-上限
ø24.7	n	900	840	700	700
	vc	60-**70**-80	55-**65**-75	45-**55**-65	45-**55**-65
	f	0.20-**0.30**-0.40	0.20-**0.30**-0.40	0.20-**0.25**-0.30	0.20-**0.25**-0.30
ø26.7	n	830	770	650	650
	vc	60-**70**-80	55-**65**-75	45-**55**-65	45-**55**-65
	f	0.20-**0.30**-0.40	0.20-**0.30**-0.40	0.20-**0.25**-0.30	0.20-**0.25**-0.30

SMD-MB型 桥梁用(内冷式)

MB 碳素钢、合金钢 ~0.28% 碳素钢、合金钢 0.29%~

DEX 涂层 | 可换式刀头 MB | 有油孔 | 机夹式 | 3D

B3型刀杆请限于使用专用MB型刀头

※h6、h7公差参照N36

机夹式刀头 Fig 1

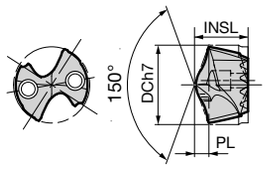

● 安装图 Fig 2

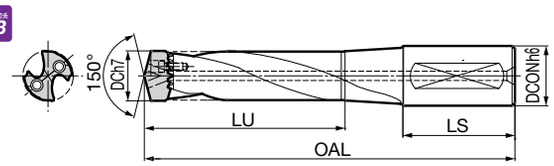

机夹式刀头 MB型 刃径ø24.5 / 24.7mm

尺寸(mm)

刃径 DC	库存	型 号	刀头长度 INSL	前端 PL	适用刀杆	Fig
24.5	●	SMDT 2450 MB	14.1	3.3	SMDH 240B3	1
24.7	●	SMDT 2470 MB	14.1	3.3	SMDH 240B3	1

材质 ACX80

机夹式刀头 MB型 刃径ø26.5 / 26.7mm

尺寸(mm)

刃径 DC	库存	型 号	刀头长度 INSL	前端 PL	适用刀杆	Fig
26.5	●	SMDT 2650 MB	15.3	3.6	SMDH 260B3	1
26.7	●	SMDT 2670 MB	15.3	3.6	SMDH 260B3	1

材质 ACX80

＊上述尺寸(红字)因计算方法的变更与2021-2022年综合产品目录刊载内容不同，规格无变更。

刀杆 ø23.8～26.8mm 安装MB型时的尺寸

尺寸(mm)

刃径 DC	孔深 (L/D)	型 号	库存	有效长度 LU	全长 OAL	刀杆 LS	刀杆直径 DCON	机夹式刀头	Fig	零件 沉头螺钉		零件 扳手
23.8以上～24.8以下	3	SMDH 240B3	●	90.3	173.3	60	32	MB	2	BXD03512IP	2.79～3.72	TRDR15IP
25.8以上～26.8以下	3	SMDH 260B3	●	95.6	178.6	60	32	MB	2	BXD04014IP	4.14～5.52	TRDR20IP

需制作库存表以外的刀杆时，请另行咨询。

＊上述尺寸(红字)因计算方法的变更与2021-2022年综合产品目录刊载内容不同，规格无变更。

提高切削油的润滑性

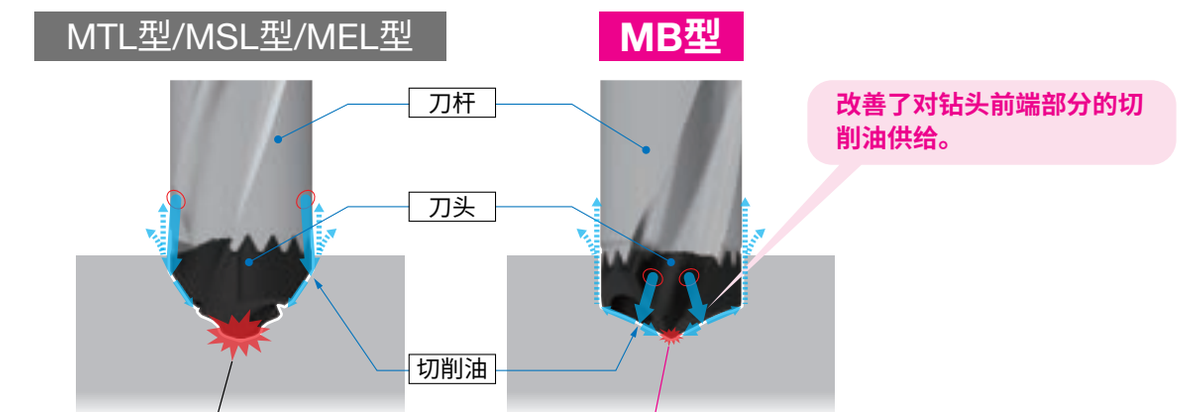

切削阻力(轴向力)比较

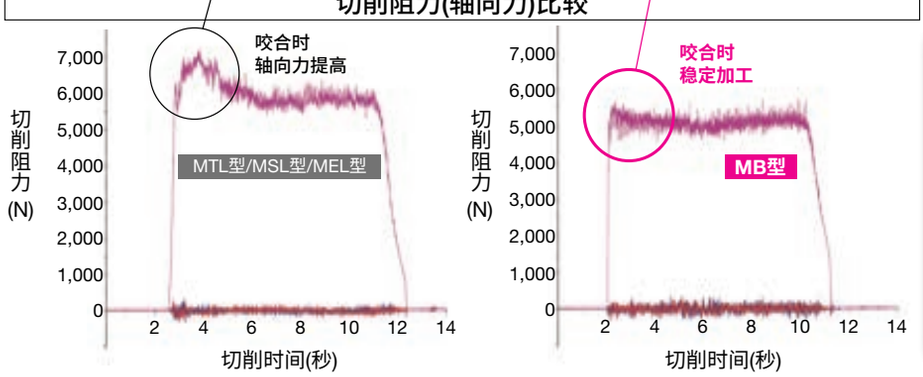

被削材：SS400, 刃径：ø24.7mm, 切削条件：vc=70m/min, f=0.35mm/rev, 切削油：MQL

※油孔位置及沟槽形状不同，因此无法使用“MTL型/MSL型/MEL型刀头”＋“B3型刀杆(桥梁用)”、“MB型刀头(桥梁用)”＋“-1.5D(F)～-12D型/M型/L型/D型刀杆”的组合。

WDX型

■ 概要

SumiDrill WDX型依靠优异的切削均衡性，从一般钢到不锈钢・铝合金，无论哪种被削材，都可进行稳定的钻孔加工。
此外，采用独特的4种刀片断屑槽，实现了切屑处理的提高和切削阻力的降低，在刚性低的加工状态下也可放心使用。

■ 特长、用途

●受力均衡设计
加工时的切削阻力通过中心刃和外周刃均衡分布，而且使相互的位置关系最佳化，可进行稳定的钻孔加工。

●优异的切屑处理
在断屑槽中央部分形成的“切屑控制沟槽”，可有效控制切屑流出方向，切屑处理良好。

●可进行各种加工的多功能刀具
按不同用途区分使用4种断屑槽，在各种各样的被削材和加工条件下，实现最佳加工。适于扩孔、锪孔加工、外径车削、内径镗孔等多种加工。

●使用4个刀尖，降低成本
采用中心刃、外周刃兼用的刀片，可使用中心刃2个刀尖、外周刃2个刀尖的共4个刀尖。经济性优异。



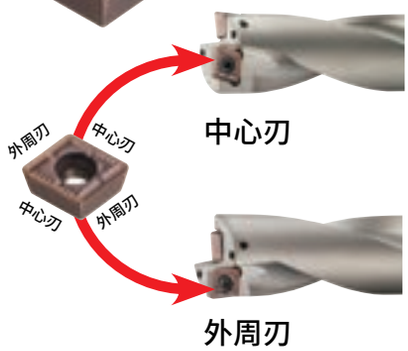

类型	L型	G型		H型	M型
特长	低速进给、切屑处理用	通用	非铁金属加工用	刀尖强化型	不锈钢加工用
外观					
断面形状				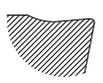	

■ 切削性能

●受力均衡设计　(水平分力值比较)
咬合部与通孔出口也保持了受力的均衡，可稳定加工。

WDX型

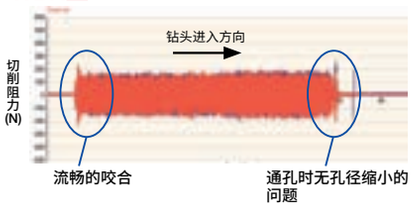

以往产品及其他公司产品

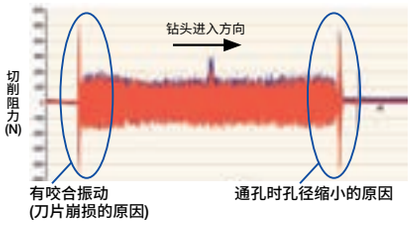

●切屑处理的改善
使用刀具：WDX 200D3S25(ø20.0)
被削材：SUS304
切削条件：vc=130m/min, f=0.06mm/rev
H=50mm　Wet

WDX型

以往产品及其他公司产品

●因底面形状接近偏平，
后期工程简单。

用WDX200D3S25加工后的底面形状

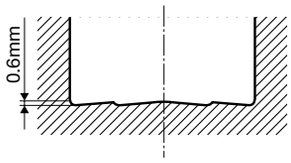

用以往产品(ø20)加工后的底面形状

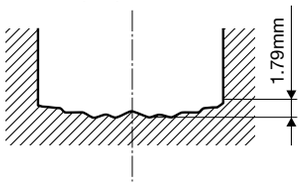

不锈钢加工用M型断屑槽＋材质 ACM300

■ 特长

利用新开发的不锈钢加工用M型断屑槽进行切屑控制，实现稳定的孔品质。

刀具	WDX型 M型+ACM300	WDX型 G型+ACP300	其他公司产品 不锈钢加工用
孔品相			
切屑			

使用刀具：WDX200D3S25
刀片：WDXT063006-M(ACM300)
被削材：SUS316L
切削条件：vc=150m/min, f=0.08mm/rev
H=60mm　Wet

钢、铸铁高速加工用材质 ACP100

■ 特长

利用本公司独特的“超级FF涂层”技术实现了结晶颗粒超细微化和涂层膜中应力控制技术，具有优异的耐磨损性和高可靠性。

		ACP100	其他公司产品
外周刃	前刀面		
	后刀面		
中心刃	前刀面		
	后刀面		

使用刀具：WDX250D3S25
刀片：WDXT063006-G(ACP100)
被削材：S50C
切削条件：vc=200m/min, f=0.12mm/rev
H=50mm (通孔)　Wet

深孔加工用钻头L/D=5(库存品目ø13.0 ～55.0mm)

■ 特长

SumiDrill WDX型 5D用采用专用排屑槽形状+大冷却液孔尺寸，即使对于深孔加工，也实现了优异的切屑排出性能。

大的冷却液孔

冷却液导流槽

L/D=5　专用排屑槽形状



■ 性能

刀杆的特长	断面形状	切削阻力	加工面(出口)
WDX 260D5S32 **L/D=5的专用排屑槽形状** ※重视切屑排出性能的设计 通过增大槽容量，提高切屑排出性能，对于L/D=5的钻孔加工，实现了稳定加工。	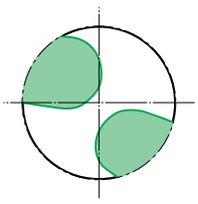	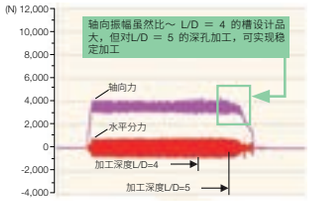	直至孔底的良好加工面 
对比刀具 **L/D=4的容屑槽形状** ※重视钻头本体刚性的设计 利用提高钻头本体刚性的槽形设计，对于L/D=4 的浅孔加工，可实现稳定加工。	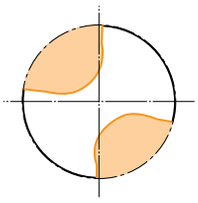	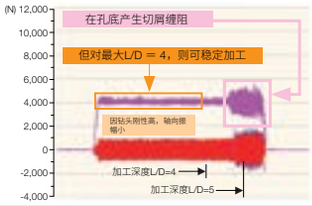	由于在孔底产生切屑缠阻，导致加工面恶化(L/D ＝ 5 附近) 

被削材：SUS304　使用刀具：WDX260D5S32　刀片：WDXT 073506-G
切削条件：vc=150m/min, f=0.05mm/rev, H=130mm (通孔)　Wet

刀片选择要领——备有各种可供选择的WDX用刀片系列

5种材质

被削材 \ 材质	ACP100	ACP300	ACM300	ACK300	DL1500
P 钢(高速加工用)	○				
P 钢(一般加工用)		○			
M 不锈钢		○	○		
K 铸铁(高速加工用)	○				
K 铸铁(一般加工用)				○	
N 非铁金属					○

4种断屑槽

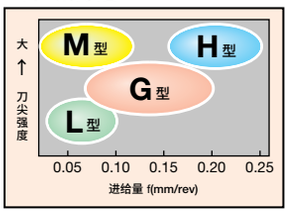

11种可组合！

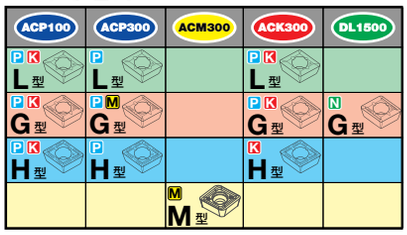

第2推荐 P

P 钢 — 低速进给、切屑处理用
L型 ACP300
- SS400、SCM415、SCM420等的加工
- 切屑处理存在问题时，推荐高速低进给加工
- 出现切屑烧损导致振动时，降低进给量

P 钢 — 通用
G型 ACP100
- 加工一般钢和合金钢，产生后刀面磨损大时

P 钢 — 低速进给、切屑处理用
L型 ACP100
- 进给条件低时

P 钢 — 刀尖强化型
H型 ACP300
- 倾斜咬合等导致断续(入口及贯通)加工时，在断续部位要降低进给量(f = 0.05mm/rev 左右)
- 加工高硬度材(热处理)导致刀尖强度不足时

P 钢 切屑处理改善(低碳钢等)

P 钢 耐磨损性不足

P 钢 初期小崩口对应(断续和高硬度等)

第1推荐 P M K N

通用 G型

P 钢 一般钢、合金钢加工用时 **ACP300**

K 铸铁 铸铁加工用时 **ACK300**

N 非铁金属 非铁金属加工用时 **DL1500**

M 不锈钢 不锈钢加工用时 ACM300
不锈钢专用 M型

K 铸铁 耐磨损性不足(高速加工)

K 铸铁 初期小崩口对应(断续和高进给)

M 不锈钢 切屑处理不足(不断屑时)

第2推荐 M K

K 铸铁 — 通用
G型 ACP100
- 加工铸铁，后刀面磨损较大时
- 高速、低速～中速进给过程中需抑制磨损时

K 铸铁 — 刀尖强化型
H型 ACK300
- 与钢加工一样，因倾斜咬合等导致断续切削时
- 因高进给加工而致刀尖强度不足时

M 不锈钢 — 通用
G型 ACP300
- 切屑过长发生缠绕时

*对于200HB以上的高硬度钢加工及钢高速加工，ACP100为第1推荐。

■ 使用实例

K

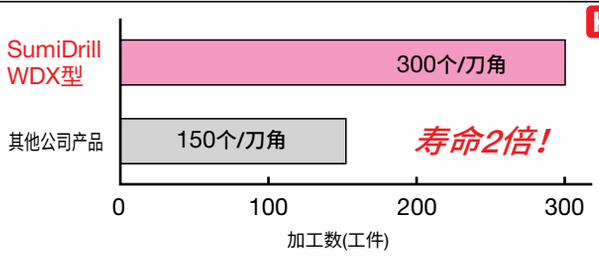

被削材　：机械部品(FCD450)
使用刀具：WDX 205D3S25
刀片　　：WDXT 063006-G(ACK300)
切削条件　：vc=122m/min, f=0.15mm/rev, H=33mm　贯通　Wet

- 寿命比以往产品相比，大幅提高了2倍。
- 阻力小，稳定感增强。

P

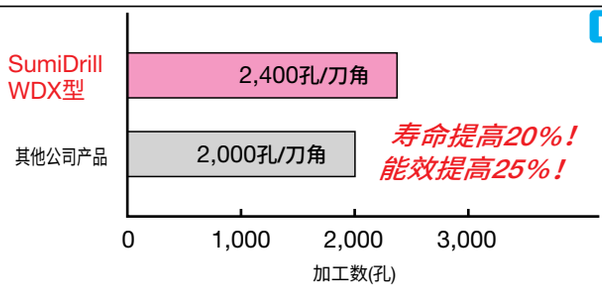

被削材　：机械部品(SCM440)
使用刀具：WDX 200D3S25　刀片：WDXT 063006-G(ACP300)
切削条件　：vc=157m/min, f=0.19mm/rev, H=19mm　贯通　Wet
(其他公司产品切削条件：vc=157m/min, f=0.15mm/rev, H=19mm　贯通　Wet)

即使在高能效条件下，也具有良好的切屑处理性。而且切削时的振动小，稳定性高。能效提高了25%、寿命提高了20%。

P

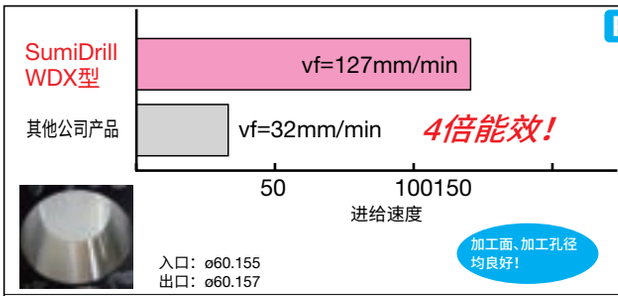

被削材　　：金属板(S48C)
使用刀具　：WDX 600D3S40
刀片　　　：WDXT 186012-G(ACP300)
切削条件　　：vc=150m/min, f=0.16mm/rev, H=60mm　贯通　Wet
(以往刀具切削条件：vc=30m/min, f=0.20mm/rev, H=60mm　贯通　Wet)

- 即使是大直径，也能实现稳定加工!!
- 相对于以往刀具，其能效提高了4倍!!

P



被削材　：链轨(35MnBM)
使用刀具：WDX 205D5S25
刀片　　：WDXT 063006-G(ACP300)
切削条件　：vc=100m/min, f=0.11mm/rev, H=60mm　贯通　Wet

- 即使是L/D=5的孔，也能实现稳定加工!!
- 抑制刀片崩损和磨损，寿命稳定!!

P

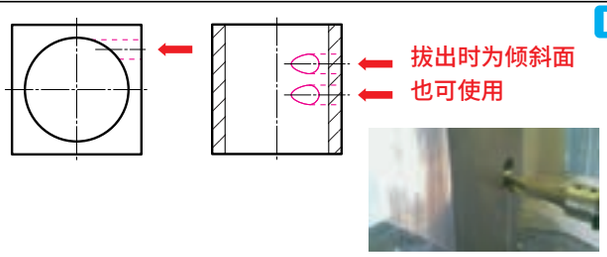

被削材　：金属板(S15C)
使用刀具：WDX 430D3S40 刀片：WDXT 125012-H(ACP300)
切削条件　：vc=136m/min, f=0.15mm/rev, H=60+50mm(半圆部)　贯通　Wet

- 在不稳定的加工状态(孔深处为断续切削)下，也可稳定加工。
- 相比以往产品，切削声也很小。

M

被削材　：配管零件(SUS304)
使用刀具：WDX210D3S25　刀片：WDXT063006-M(ACM300)
切削条件　：vc=105mm/min, f=0.08mm/rev, H=34mm　Wet

- 改善切屑处理性，实现稳定加工。

P

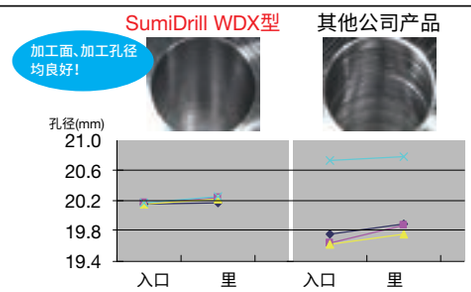

被削材　：机械部品(SCM415)
使用刀具：WDX 200D5S25
刀片　　：WDXT 063006-G(ACP300)
切削条件　：vc=185m/min, f=0.12mm/rev, H=87mm　贯通　Wet

- 加工面良好!!
- 加工孔径稳定!!

P



被削材　：用于风力发电的轴承(42CrMo)
使用刀具：WDX330D5S40
刀片　　：WDXT094008-L(ACP300)
切削条件　：vc=146m/min, f=0.10mm/rev, H=158mm　贯通　Wet

- 消除了因刀片崩损所致的工件不良问题!!

WDX型 2D用(内冷式)

碳素钢、合金钢 ~0.28% | 碳素钢、合金钢 0.29%~ | 高硬度钢 ~45 HRC | 不锈钢 | 铸铁 | 球墨铸铁 | 铝合金

CVD 涂层 | PVD 涂层 | 极光涂层 DLC | 有油孔 | 2D | 机夹式

加工公差的参考值-0.05～+0.15mm　　※h7公差参照N36

Fig 1

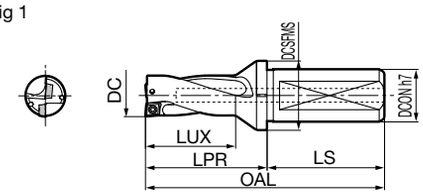

Fig 2

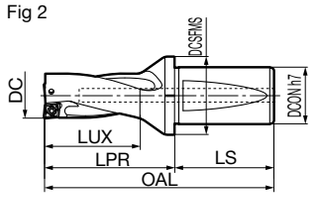

Fig 3

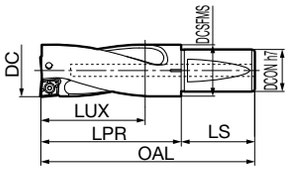

刀体　刃径ø13.0～45.0mm

尺寸(mm)

刃径 DC	库存	型号	刀头长 LUX	悬伸量 LPR	全长 OAL	刀杆 LS	孔缘 DCSFMS	柄径 DCON	半径方向偏置量(最大)	适用刀片	Fig
13.0	●	WDX 130D2S20	29	44	88	44	28.0	20	0.35	WDXT 042004	1
13.5	●	135D2S20	30	45	89	44	28.0	20	0.30		1
14.0	●	140D2S20	31	46	90	44	28.0	20	0.25		1
14.5	●	145D2S20	32	47	91	44	28.0	20	0.20		1
15.0	●	150D2S20	33	48	92	44	28.0	20	0.15		1
15.5	●	WDX 155D2S20	34	49	93	44	30.0	20	0.40	WDXT 052504	1
16.0	●	160D2S20	35	50	94	44	30.0	20			1
16.5	●	165D2S20	36	51	95	44	30.0	20	0.35		1
17.0	●	170D2S20	37	52	96	44	30.0	20	0.30		1
17.5	●	WDX 175D2S25	38	53	109	56	32.0	25	0.25		1
18.0	●	180D2S25	39	54	110	56	32.0	25	0.20		1
18.5	●	WDX 185D2S25	40	55	111	56	33.0	25	0.50	WDXT 063006	1
19.0	●	190D2S25	41	56	112	56	33.0	25	0.45		1
19.5	●	195D2S25	42	57	113	56	33.0	25	0.40		1
20.0	●	200D2S25	43	58	114	56	33.0	25	0.30		1
20.5	●	205D2S25	44	59	115	56	33.0	25			1
21.0	●	210D2S25	45	60	116	56	33.0	25	0.20		1
21.5	●	215D2S25	46	61	117	56	33.0	25	0.15		1
22.0	●	220D2S25	47	62	118	56	33.0	25	0.10		1
22.5	●	225D2S25	48	63	119	56	33.0	25	0.05		1
23.0	●	WDX 230D2S25	49	67	123	56	37.0	25	0.70	WDXT 073506	1
23.5	●	235D2S25	50	68	124	56	37.0	25			1
24.0	●	240D2S25	51	69	125	56	37.0	25	0.60		1
24.5	●	245D2S25	52	70	126	56	37.0	25	0.50		1
25.0	●	250D2S25	53	71	127	56	37.0	25			1
25.5	●	WDX 255D2S32	54	74	134	60	41.0	32	0.45		2
26.0	●	260D2S32	55	75	135	60	41.0	32	0.40		2
26.5	●	265D2S32	56	76	136	60	41.0	32	0.35		2
27.0	●	270D2S32	57	77	137	60	41.0	32	0.25		2
27.5	●	275D2S32	58	78	138	60	41.0	32	0.20		2
28.0	●	280D2S32	59	79	139	60	41.0	32	0.15		2
28.5	●	285D2S32	60	80	140	60	41.0	32	0.10		2
29.0	●	WDX 290D2S32	62	83	143	60	50.0	32	1.00	WDXT 094008	2
29.5	●	295D2S32	63	84	144	60	50.0	32	0.95		2
30.0*	●	300D2S32	64	88	148	60	54.0	32	0.90		2
31.0*	●	310D2S32	66	90	150	60	54.0	32	0.80		2
32.0*	●	320D2S32	68	92	152	60	54.0	32	0.70		2
30.0*	●	WDX 300D2S40	64	88	158	70	54.0	40	0.90		2
31.0*	●	310D2S40	66	90	160	70	54.0	40	0.80		2
32.0*	●	320D2S40	68	92	162	70	54.0	40	0.70		2
33.0	●	330D2S40	70	94	164	70	54.0	40	0.55		2
34.0	●	340D2S40	72	96	166	70	54.0	40	0.45		2
35.0	●	350D2S40	74	98	168	70	54.0	40	0.35		2
36.0	●	360D2S40	76	100	170	70	54.0	40	0.20		2
37.0	●	WDX 370D2S40	79	109	179	70	49.5	40	1.00	WDXT 125012	2
38.0	●	380D2S40	81	111	181	70	49.5	40			2
39.0	●	390D2S40	83	113	183	70	49.5	40	0.90		2
40.0	●	400D2S40	85	115	185	70	49.5	40	0.80		2
41.0	●	410D2S40	87	117	187	70	49.5	40	0.70		2
42.0	●	420D2S40	89	119	189	70	49.5	40	0.60		2
43.0	●	430D2S40	91	121	191	70	49.5	40	0.50		2
44.0	●	440D2S40	93	123	193	70	49.5	40			2
45.0	●	450D2S40	95	125	195	70	49.5	40	0.40		2

*刃径ø30、ø31、ø32备有柄径ø32和ø40的库存。

半径方向偏置量 J140

刀体　刃径ø46.0～68.0mm

尺寸(mm)

刃径 DC	库存	型号	刀头长 LUX	悬伸量 LPR	全长 OAL	刀杆 LS	孔缘 DCSFMS	柄径 DCON	半径方向偏置量(最大)	适用刀片	Fig
46.0	●	WDX 460D2S40	97	127	197	70	49.5	40	1.50	WDXT 156012	2
47.0	●	470D2S40	99	129	199	70	49.5	40	1.40		2
48.0	●	480D2S40	101	131	201	70	49.5	40	1.30		2
49.0	●	490D2S40	103	133	203	70	49.5	40	1.20		2
50.0	●	500D2S40	105	135	205	70	49.5	40	1.10		2
51.0	●	510D2S40	107	137	207	70	49.5	40	1.00		3
52.0	●	520D2S40	109	139	209	70	50.5	40	0.90		3
53.0	●	530D2S40	111	141	211	70	51.5	40	0.80		3
54.0	●	540D2S40	113	143	213	70	52.5	40	0.60		3
55.0	●	550D2S40	115	145	215	70	53.5	40	0.50		3
56.0	●	WDX 560D2S40	120	152	222	70	54.0	40	2.00	WDXT 186012	3
57.0	●	570D2S40	122	154	224	70	55.0	40	1.80		3
58.0	●	580D2S40	124	156	226	70	56.0	40	1.70		3
59.0	●	590D2S40	126	158	228	70	57.0	40	1.60		3
60.0	●	600D2S40	128	160	230	70	58.0	40	1.50		3
61.0	●	610D2S40	130	162	232	70	59.0	40	1.40		3
62.0	●	620D2S40	132	164	234	70	60.0	40	1.30		3
63.0	●	630D2S40	134	166	236	70	61.0	40	1.20		3
64.0	●	640D2S40	136	168	238	70	62.0	40	1.00		3
65.0	●	650D2S40	138	170	240	70	63.0	40	0.90		3
66.0	●	660D2S40	140	172	242	70	64.0	40	0.70		3
67.0	●	670D2S40	142	174	244	70	65.0	40	0.60		3
68.0	●	680D2S40	144	176	246	70	66.0	40	0.50		3

*刃径ø30、ø31、ø32备有柄径ø32和ø40的库存。

零件

适用刀杆	刀片用平头螺钉		扳手	扳手
		N·m		
WDX130D2S20～WDX150D2S20	BFTX01604N	0.3	TRX06	—
WDX155D2S20～WDX180D2S25	BFTX0204N	0.5	TRX06	—
WDX185D2S25～WDX225D2S25	BFTY02206	1.0	—	TRD07
WDX230D2S25～WDX285D2S32	BFTX02506N	1.5	—	TRD08
WDX290D2S32～WDX360D2S40	BFTX03584	3.5	—	TRD15
WDX370D2S40～WDX450D2S40	BFTX0511N	5.0	—	TRD20
WDX460D2S40～WDX680D2S40	BFTX0615N	5.0	—	TRD25

型号的称呼方法

WDX 200 D2 S25

- 200：刃径DC (ø20.0)
- D2：钻头刃长 L/D (2D)
- S25：刀杆直径DCON (ø25.0)

N·m 推荐锁紧扭力(N・m)

WDX型 2D用(内冷式)

刀片

尺寸(mm)

材质分类		涂层									
适用加工	高速·轻切削	P K				N					
	通用切削		P	M							
	粗切削		P		K						
型　号		ACP100	ACP300	ACM300	ACK300	DL1500	Fig	宽度 W1	厚度 S	刀尖半径 RE1	刀尖半径 RE2	适用刀杆
WDXT 042004-L		●	●		●		1	4.2	2.0	0.4	0.4	WDX130D2S20 ～ WDX150D2S20
042004-G		●	●		●	●	2	4.2	2.0	0.4	0.4	
042004-H		●	●		●		3	4.2	2.0	0.4	0.4	
042004-M				●			4	4.2	2.0	0.4	0.8	
WDXT 052504-L		●	●		●		1	5.0	2.5	0.4	0.4	WDX155D2S20 ～ WDX180D2S25
052504-G		●	●		●	●	2	5.0	2.5	0.4	0.4	
052504-H		●	●		●		3	5.0	2.5	0.4	0.4	
052504-M				●			4	5.0	2.5	0.4	1.0	
WDXT 063006-L		●	●		●		1	6.0	3.0	0.6	0.6	WDX185D2S25 ～ WDX225D2S25
063006-G		●	●		●	●	2	6.0	3.0	0.6	0.6	
063006-H		●	●		●		3	6.0	3.0	0.6	0.6	
063006-M				●			4	6.0	3.0	0.6	1.4	
WDXT 073506-L		●	●		●		1	7.5	3.5	0.6	0.6	WDX230D2S25 ～ WDX285D2S32
073506-G		●	●		●	●	2	7.5	3.5	0.6	0.6	
073506-H		●	●		●		3	7.5	3.5	0.6	0.6	
073506-M				●			4	7.5	3.5	0.6	1.6	
WDXT 094008-L		●	●		●		1	9.6	4.0	0.8	0.8	WDX290D2S32 ～ WDX360D2S40
094008-G		●	●		●	●	2	9.6	4.0	0.8	0.8	
094008-H		●	●		●		3	9.6	4.0	0.8	0.8	
094008-M				●			4	9.6	4.0	0.8	2.4	
WDXT 125012-L		●	●		●		1	12.4	5.0	1.2	1.2	WDX370D2S40 ～ WDX450D2S40
125012-G		●	●		●	●	2	12.4	5.0	1.2	1.2	
125012-H		●	●		●		3	12.4	5.0	1.2	1.2	
125012-M				●			4	12.4	5.0	1.2	3.2	
WDXT 156012-L		●	●		●		1	15.2	6.0	1.2	1.2	WDX460D2S40 ～ WDX550D2S40
156012-G		●	●		●	●	2	15.2	6.0	1.2	1.2	
156012-H		●	●		●		3	15.2	6.0	1.2	1.2	
WDXT 186012-L		●	●		●		1	18.0	6.0	1.2	1.2	WDX560D2S40 ～ WDX680D2S40
186012-G		●	●		●		2	18.0	6.0	1.2	1.2	
186012-H		●	●		●		3	18.0	6.0	1.2	1.2	

Fig 1 低速进给、切屑处理用

L型

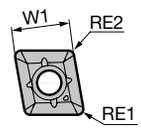

Fig 2 通用

G型

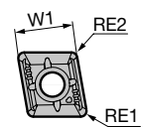

Fig 3 刀尖强化型

H型

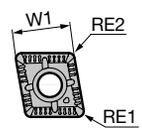

Fig 4 不锈钢加工用

M 型

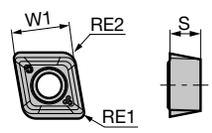

型号的称呼方法

WDXT 06 30 06 -G

- 06：对边尺寸 (6.0)
- 30：厚度×10 (3.0)
- 06：刀尖半径×10 (0.6)
- -G：断屑槽种类

推荐切削条件 (2D用)

		被削材	工件硬度 HB	推荐断屑槽	推荐刀片材质	vc 切削速度 (m/min)	f 进给量 (mm/rev) 〈下限值－**推荐值**－上限值〉 ø13.0~ø18.0	ø18.5~ø29.0	ø29.5~ø36.0	ø37.0~ø55.0	ø56.0~ø68.0
2D	P	钢, 碳素钢 SS400	125	G	ACP300	120-**180**-240	0.05-**0.08**-0.10	0.05-**0.08**-0.10	0.05-**0.08**-0.11	0.05-**0.08**-0.12	0.06-**0.09**-0.13
		S15C	125	L	ACP300	130-**170**-220	0.04-**0.08**-0.12	0.04-**0.08**-0.12	0.04-**0.08**-0.13	0.05-**0.10**-0.15	0.06-**0.11**-0.17
		S45C	190	G	ACP300	100-**150**-200	0.08-**0.13**-0.24	0.08-**0.13**-0.24	0.08-**0.14**-0.26	0.09-**0.16**-0.29	0.10-**0.17**-0.32
		S45C　淬火	250	G	ACP100	100-**170**-240	0.05-**0.09**-0.14	0.05-**0.09**-0.14	0.05-**0.09**-0.14	0.05-**0.10**-0.17	0.06-**0.11**-0.18
		S75C	270	G	ACP100	120-**180**-240	0.06-**0.10**-0.17	0.06-**0.10**-0.17	0.06-**0.10**-0.17	0.07-**0.12**-0.19	0.08-**0.13**-0.21
		S75C　淬火	300	G	ACP100	85-**150**-210	0.05-**0.09**-0.14	0.05-**0.09**-0.14	0.05-**0.09**-0.14	0.05-**0.10**-0.15	0.06-**0.11**-0.17
		低合金钢 SCM,SNCM	180	L	ACP300	100-**140**-180	0.05-**0.08**-0.14	0.05-**0.08**-0.14	0.05-**0.08**-0.16	0.06-**0.09**-0.17	0.07-**0.10**-0.19
		SCM,SNCM　淬火	275	G	ACP100	100-**170**-240	0.06-**0.10**-0.14	0.06-**0.10**-0.14	0.06-**0.10**-0.14	0.07-**0.11**-0.16	0.08-**0.11**-0.17
		SCM,SNCM　淬火	300	G	ACP100	90-**150**-210	0.06-**0.10**-0.14	0.06-**0.10**-0.14	0.06-**0.10**-0.14	0.07-**0.11**-0.16	0.08-**0.11**-0.17
		SCM,SNCM　淬火	350	G	ACP100	75-**120**-165	0.06-**0.10**-0.14	0.06-**0.10**-0.14	0.06-**0.10**-0.14	0.07-**0.11**-0.16	0.08-**0.11**-0.17
		高合金钢 SKD,SKT,SKH	200	G	ACP100	120-**180**-240	0.08-**0.12**-0.17	0.08-**0.12**-0.17	0.08-**0.12**-0.18	0.09-**0.12**-0.21	0.10-**0.13**-0.22
		SKD,SKT,SKH　淬火	325	G	ACP100	100-**140**-180	0.06-**0.10**-0.15	0.06-**0.10**-0.15	0.06-**0.11**-0.15	0.07-**0.11**-0.16	0.08-**0.11**-0.17
	M	不锈钢 SUS403及其他 (马氏体/ 铁素体)	200	M	ACM300	120-**150**-180	0.06-**0.08**-0.15	0.06-**0.08**-0.15	0.06-**0.08**-0.15	0.07-**0.10**-0.16	0.08-**0.12**-0.16
		SUS403及其他　马氏体(淬火)	240	M	ACM300	90-**120**-150	0.06-**0.08**-0.15	0.06-**0.08**-0.15	0.06-**0.08**-0.15	0.07-**0.10**-0.16	0.08-**0.12**-0.16
		SUS304,SUS316　奥氏体	180	M	ACM300	120-**150**-180	0.06-**0.08**-0.15	0.06-**0.08**-0.15	0.06-**0.08**-0.15	0.07-**0.10**-0.16	0.08-**0.12**-0.16
	K	铸铁		H	ACK300	120-**160**-200	0.09-**0.20**-0.32	0.10-**0.22**-0.36	0.11-**0.24**-0.39	0.12-**0.26**-0.44	0.13-**0.29**-0.48
		球墨铸铁		H	ACK300	90-**120**-150	0.09-**0.20**-0.32	0.10-**0.22**-0.36	0.11-**0.24**-0.39	0.12-**0.26**-0.44	0.13-**0.29**-0.48
	S	难削材(耐热合金，超合金，钛合金　etc.)	200	G	ACP300	25-**50**-70	0.06-**0.11**-0.18	0.06-**0.11**-0.18	0.06-**0.12**-0.19	0.07-**0.13**-0.22	0.08-**0.14**-0.24
	N	铝合金		G	DL1500	200-**260**-320	0.06-**0.11**-0.17	0.06-**0.11**-0.17	0.06-**0.12**-0.18	0.07-**0.13**-0.20	0.08-**0.14**-0.22
		铜合金		G	DL1500	180-**230**-280	0.06-**0.11**-0.17	0.06-**0.11**-0.17	0.06-**0.12**-0.18	0.07-**0.13**-0.20	0.08-**0.14**-0.22

P类、K类的第一推荐刀片材质为ACP300、ACK300时，第二推荐刀片材质为ACP100。
此时的推荐切削条件：切削速度vc为上表的130%、进给量f请以75%为参考标准。

WDX型 3D用(内冷式)

碳素钢、合金钢 ~0.28% | 碳素钢、合金钢 0.29%~ | 高硬度钢 ~45 HRC | 不锈钢 | 铸铁 | 球墨铸铁 | 铝合金

CVD 涂层 | PVD 涂层 | 极光涂层 DLC | 有油孔 | 3D | 机夹式

加工公差的参考值0～+0.20mm

※h7公差参照N36

Fig 1

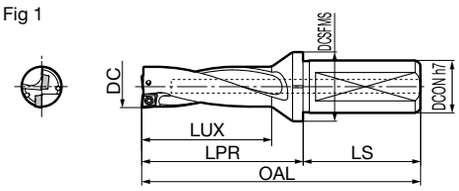

Fig 2

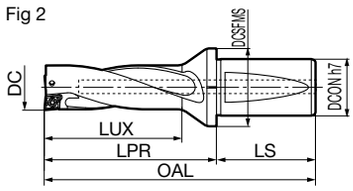

Fig 3

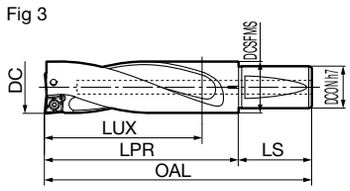

刀体　刃径ø13.0～45.0mm

尺寸(mm)

刃径 DC	库存	型号	刀头长 LUX	悬伸量 LPR	全长 OAL	刀杆 LS	孔缘 DCSFMS	柄径 DCON	半径方向偏置量(最大)	适用刀片	Fig
13.0	●	WDX 130D3S20	42.0	57.0	101.0	44	28.0	20	0.35	WDXT 042004	1
13.5	●	135D3S20	43.5	58.5	102.5	44	28.0	20	0.30		1
14.0	●	140D3S20	45.0	60.0	104.0	44	28.0	20	0.25		1
14.5	●	145D3S20	46.5	61.5	105.5	44	28.0	20	0.20		1
15.0	●	150D3S20	48.0	63.0	107.0	44	28.0	20	0.15		1
15.5	●	WDX 155D3S20	49.5	64.5	108.5	44	30.0	20	0.40	WDXT 052504	1
16.0	●	160D3S20	51.0	66.0	110.0	44	30.0	20			1
16.5	●	165D3S20	52.5	67.5	111.5	44	30.0	20	0.35		1
17.0	●	170D3S20	54.0	69.0	113.0	44	30.0	20	0.30		1
17.5	●	WDX 175D3S25	55.5	70.5	126.5	56	32.0	25	0.25		1
18.0	●	180D3S25	57.0	72.0	128.0	56	32.0	25	0.20		1
18.5	●	WDX 185D3S25	58.5	73.5	129.5	56	33.0	25	0.50	WDXT 063006	1
19.0	●	190D3S25	60.0	75.0	131.0	56	33.0	25	0.45		1
19.5	●	195D3S25	61.5	76.5	132.5	56	33.0	25	0.40		1
20.0	●	200D3S25	63.0	78.0	134.0	56	33.0	25	0.30		1
20.5	●	205D3S25	64.5	79.5	135.5	56	33.0	25			1
21.0	●	210D3S25	66.0	81.0	137.0	56	33.0	25	0.20		1
21.5	●	215D3S25	67.5	82.5	138.5	56	33.0	25	0.15		1
22.0	●	220D3S25	69.0	84.0	140.0	56	33.0	25	0.10		1
22.5	●	225D3S25	70.5	85.5	141.5	56	33.0	25	0.05		1
23.0	●	WDX 230D3S25	72.0	90.0	146.0	56	37.0	25	0.70	WDXT 073506	1
23.5	●	235D3S25	73.5	91.5	147.5	56	37.0	25			1
24.0	●	240D3S25	75.0	93.0	149.0	56	37.0	25	0.60		1
24.5	●	245D3S25	76.5	94.5	150.5	56	37.0	25	0.50		1
25.0	●	250D3S25	78.0	96.0	152.0	56	37.0	25			1
25.5	●	WDX 255D3S32	79.5	99.5	159.5	60	41.0	32	0.45		2
26.0	●	260D3S32	81.0	101.0	161.0	60	41.0	32	0.40		2
26.5	●	265D3S32	82.5	102.5	162.5	60	41.0	32	0.35		2
27.0	●	270D3S32	84.0	104.0	164.0	60	41.0	32	0.25		2
27.5	●	275D3S32	85.5	105.5	165.5	60	41.0	32	0.20		2
28.0	●	280D3S32	87.0	107.0	167.0	60	41.0	32	0.15		2
28.5	●	285D3S32	88.5	108.5	168.5	60	41.0	32	0.10		2
29.0	●	WDX 290D3S32	91.0	112.0	172.0	60	50.0	32	1.00	WDXT 094008	2
29.5	●	295D3S32	92.5	113.5	173.5	60	50.0	32	0.95		2
30.0*	●	300D3S32	94.0	118.0	178.0	60	54.0	32	0.90		2
31.0*	●	310D3S32	97.0	121.0	181.0	60	54.0	32	0.80		2
32.0*	●	320D3S32	100.0	124.0	184.0	60	54.0	32	0.70		2
30.0*	●	WDX 300D3S40	94.0	118.0	188.0	70	54.0	40	0.90		2
31.0*	●	310D3S40	97.0	121.0	191.0	70	54.0	40	0.80		2
32.0*	●	320D3S40	100.0	124.0	194.0	70	54.0	40	0.70		2
33.0	●	330D3S40	103.0	127.0	197.0	70	54.0	40	0.55		2
34.0	●	340D3S40	106.0	130.0	200.0	70	54.0	40	0.45		2
35.0	●	350D3S40	109.0	133.0	203.0	70	54.0	40	0.35		2
36.0	●	360D3S40	112.0	136.0	206.0	70	54.0	40	0.20		2
37.0	●	WDX 370D3S40	116.0	146.0	216.0	70	49.5	40	1.00	WDXT 125012	2
38.0	●	380D3S40	119.0	149.0	219.0	70	49.5	40			2
39.0	●	390D3S40	122.0	152.0	222.0	70	49.5	40	0.90		2
40.0	●	400D3S40	125.0	155.0	225.0	70	49.5	40	0.80		2
41.0	●	410D3S40	128.0	158.0	228.0	70	49.5	40	0.70		2
42.0	●	420D3S40	131.0	161.0	231.0	70	49.5	40	0.60		2
43.0	●	430D3S40	134.0	164.0	234.0	70	49.5	40	0.50		2
44.0	●	440D3S40	137.0	167.0	237.0	70	49.5	40			2
45.0	●	450D3S40	140.0	170.0	240.0	70	49.5	40	0.40		2

*刃径ø30、ø31、ø32备有柄径ø32和ø40的库存。

半径方向偏置量 J140

刀体　刃径ø46.0～68.0mm

尺寸(mm)

刃径 DC	库存	型号	刀头长 LUX	悬伸量 LPR	全长 OAL	刀杆 LS	孔缘 DCSFMS	柄径 DCON	半径方向偏置量(最大)	适用刀片	Fig
46.0	●	WDX 460D3S40	143.0	173.0	243.0	70	49.5	40	1.50	WDXT 156012	2
47.0	●	470D3S40	146.0	176.0	246.0	70	49.5	40	1.40		2
48.0	●	480D3S40	149.0	179.0	249.0	70	49.5	40	1.30		2
49.0	●	490D3S40	152.0	182.0	252.0	70	49.5	40	1.20		2
50.0	●	500D3S40	155.0	185.0	255.0	70	49.5	40	1.10		2
51.0	●	510D3S40	158.0	188.0	258.0	70	49.5	40	1.00		3
52.0	●	520D3S40	161.0	191.0	261.0	70	50.5	40	0.90		3
53.0	●	530D3S40	164.0	194.0	264.0	70	51.5	40	0.80		3
54.0	●	540D3S40	167.0	197.0	267.0	70	52.5	40	0.60		3
55.0	●	550D3S40	170.0	200.0	270.0	70	53.5	40	0.50		3
56.0	●	WDX 560D3S40	176.0	208.0	278.0	70	54.0	40	2.00	WDXT 186012	3
57.0	●	570D3S40	179.0	211.0	281.0	70	55.0	40	1.80		3
58.0	●	580D3S40	182.0	214.0	284.0	70	56.0	40	1.70		3
59.0	●	590D3S40	185.0	217.0	287.0	70	57.0	40	1.60		3
60.0	●	600D3S40	188.0	220.0	290.0	70	58.0	40	1.50		3
61.0	●	610D3S40	191.0	223.0	293.0	70	59.0	40	1.40		3
62.0	●	620D3S40	194.0	226.0	296.0	70	60.0	40	1.30		3
63.0	●	630D3S40	197.0	229.0	299.0	70	61.0	40	1.20		3
64.0	●	640D3S40	200.0	232.0	302.0	70	62.0	40	1.00		3
65.0	●	650D3S40	203.0	235.0	305.0	70	63.0	40	0.90		3
66.0	●	660D3S40	206.0	238.0	308.0	70	64.0	40	0.70		3
67.0	●	670D3S40	209.0	241.0	311.0	70	65.0	40	0.60		3
68.0	●	680D3S40	212.0	244.0	314.0	70	66.0	40	0.50		3

*刃径ø30、ø31、ø32备有柄径ø32和ø40的库存。

零件

适用刀杆	刀片用平头螺钉		扳手	扳手
		N·m		
WDX130D3S20～WDX150D3S20	BFTX01604N	0.3	TRX06	—
WDX155D3S20～WDX180D3S25	BFTX0204N	0.5	TRX06	—
WDX185D3S25～WDX225D3S25	BFTY02206	1.0	—	TRD07
WDX230D3S25～WDX285D3S32	BFTX02506N	1.5	—	TRD08
WDX290D3S32～WDX360D3S40	BFTX03584	3.5	—	TRD15
WDX370D3S40～WDX450D3S40	BFTX0511N	5.0	—	TRD20
WDX460D3S40～WDX680D3S40	BFTX0615N	5.0	—	TRD25

型号的称呼方法

WDX 200 D3 S25

- 200：刃径DC (ø20.0)
- D3：钻头刃长 L/D (3D)
- S25：刀杆直径DCON (ø25.0)

N·m 推荐锁紧扭力(N・m)

WDX型 3D用(内冷式)

刀片

尺寸(mm)

材质分类		涂层									
适用加工	高速·轻切削	P K				N					
	通用切削		P	M							
	粗切削		P		K						
型　号		ACP100	ACP300	ACM300	ACK300	DL1500	Fig	宽度 W1	厚度 S	刀尖半径 RE1	刀尖半径 RE2	适用刀杆
WDXT 042004-L		●	●		●		1	4.2	2.0	0.4	0.4	WDX130D3S20 ～ WDX150D3S20
042004-G		●	●		●	●	2	4.2	2.0	0.4	0.4	
042004-H		●	●		●		3	4.2	2.0	0.4	0.4	
042004-M				●			4	4.2	2.0	0.4	0.8	
WDXT 052504-L		●	●		●		1	5.0	2.5	0.4	0.4	WDX155D3S20 ～ WDX180D3S25
052504-G		●	●		●	●	2	5.0	2.5	0.4	0.4	
052504-H		●	●		●		3	5.0	2.5	0.4	0.4	
052504-M				●			4	5.0	2.5	0.4	1.0	
WDXT 063006-L		●	●		●		1	6.0	3.0	0.6	0.6	WDX185D3S25 ～ WDX225D3S25
063006-G		●	●		●	●	2	6.0	3.0	0.6	0.6	
063006-H		●	●		●		3	6.0	3.0	0.6	0.6	
063006-M				●			4	6.0	3.0	0.6	1.4	
WDXT 073506-L		●	●		●		1	7.5	3.5	0.6	0.6	WDX230D3S25 ～ WDX285D3S32
073506-G		●	●		●	●	2	7.5	3.5	0.6	0.6	
073506-H		●	●		●		3	7.5	3.5	0.6	0.6	
073506-M				●			4	7.5	3.5	0.6	1.6	
WDXT 094008-L		●	●		●		1	9.6	4.0	0.8	0.8	WDX290D3S32 ～ WDX360D3S40
094008-G		●	●		●	●	2	9.6	4.0	0.8	0.8	
094008-H		●	●		●		3	9.6	4.0	0.8	0.8	
094008-M				●			4	9.6	4.0	0.8	2.4	
WDXT 125012-L		●	●		●		1	12.4	5.0	1.2	1.2	WDX370D3S40 ～ WDX450D3S40
125012-G		●	●		●	●	2	12.4	5.0	1.2	1.2	
125012-H		●	●		●		3	12.4	5.0	1.2	1.2	
125012-M				●			4	12.4	5.0	1.2	3.2	
WDXT 156012-L		●	●		●		1	15.2	6.0	1.2	1.2	WDX460D3S40 ～ WDX550D3S40
156012-G		●	●		●	●	2	15.2	6.0	1.2	1.2	
156012-H		●	●		●		3	15.2	6.0	1.2	1.2	
WDXT 186012-L		●	●		●		1	18.0	6.0	1.2	1.2	WDX560D3S40 ～ WDX680D3S40
186012-G		●	●		●		2	18.0	6.0	1.2	1.2	
186012-H		●	●		●		3	18.0	6.0	1.2	1.2	

Fig 1 低速进给、切屑处理用

L型

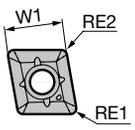

Fig 2 通用

G型

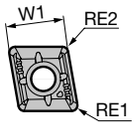

Fig 3 刀尖强化型

H型

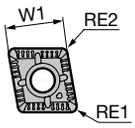

Fig 4 不锈钢加工用

M 型

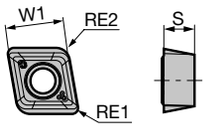

型号的称呼方法

WDXT 06 30 06 -G

对边尺寸 (6.0)　厚度×10 (3.0)　刀尖半径×10 (0.6)　断屑槽种类

推荐切削条件 (3D用)

		被削材		工件硬度 HB	推荐断屑槽	推荐刀片材质	vc 切削速度 (m/min)	f 进给量 (mm/rev) 〈下限值－**推荐值**－上限值〉 ø13.0~ø18.0	ø18.5~ø29.0	ø29.5~ø36.0	ø37.0~ø55.0	ø56.0~ø68.0
3D	P	钢, 碳素钢	SS400	125	G	ACP300	120-**180**-240	0.05-**0.07**-0.10	0.05-**0.07**-0.10	0.05-**0.08**-0.11	0.05-**0.08**-0.12	0.06-**0.09**-0.13
			S15C	125	L	ACP300	130-**170**-220	0.04-**0.07**-0.10	0.04-**0.07**-0.10	0.04-**0.08**-0.11	0.05-**0.09**-0.12	0.06-**0.10**-0.13
			S45C	190	G	ACP300	100-**150**-200	0.08-**0.12**-0.20	0.08-**0.12**-0.20	0.08-**0.13**-0.22	0.09-**0.14**-0.24	0.10-**0.16**-0.27
			S45C　淬火	250	G	ACP100	100-**170**-240	0.05-**0.08**-0.11	0.05-**0.08**-0.11	0.05-**0.08**-0.12	0.05-**0.09**-0.14	0.06-**0.10**-0.15
			S75C	270	G	ACP100	120-**180**-240	0.06-**0.09**-0.14	0.06-**0.09**-0.14	0.06-**0.10**-0.14	0.07-**0.11**-0.17	0.08-**0.12**-0.18
			S75C　淬火	300	G	ACP100	85-**150**-210	0.05-**0.08**-0.11	0.05-**0.08**-0.11	0.05-**0.08**-0.11	0.05-**0.09**-0.14	0.06-**0.10**-0.14
		低合金钢	SCM,SNCM	180	L	ACP300	100-**140**-180	0.05-**0.07**-0.12	0.05-**0.07**-0.12	0.05-**0.08**-0.13	0.06-**0.08**-0.15	0.07-**0.09**-0.16
			SCM,SNCM　淬火	275	G	ACP100	100-**170**-240	0.06-**0.08**-0.11	0.06-**0.08**-0.11	0.06-**0.08**-0.11	0.07-**0.10**-0.12	0.08-**0.10**-0.13
			SCM,SNCM　淬火	300	G	ACP100	90-**150**-210	0.06-**0.08**-0.11	0.06-**0.08**-0.11	0.06-**0.08**-0.11	0.07-**0.10**-0.12	0.08-**0.10**-0.13
			SCM,SNCM　淬火	350	G	ACP100	75-**120**-165	0.06-**0.08**-0.11	0.06-**0.08**-0.11	0.06-**0.08**-0.11	0.07-**0.10**-0.12	0.08-**0.10**-0.13
		高合金钢	SKD,SKT,SKH	200	G	ACP100	120-**180**-240	0.08-**0.11**-0.14	0.08-**0.12**-0.15	0.08-**0.12**-0.16	0.09-**0.14**-0.18	0.10-**0.14**-0.19
			SKD,SKT,SKH　淬火	325	G	ACP100	100-**140**-180	0.06-**0.09**-0.11	0.06-**0.09**-0.11	0.06-**0.09**-0.11	0.07-**0.10**-0.12	0.08-**0.10**-0.13
	M	不锈钢	SUS403及其他　(马氏体/ 铁素体)	200	M	ACM300	120-**150**-180	0.06-**0.08**-0.15	0.06-**0.08**-0.15	0.06-**0.08**-0.15	0.07-**0.10**-0.16	0.08-**0.12**-0.16
			SUS403及其他　马氏体(淬火)	240	M	ACM300	90-**120**-150	0.06-**0.08**-0.15	0.06-**0.08**-0.15	0.06-**0.08**-0.15	0.07-**0.10**-0.16	0.08-**0.12**-0.16
			SUS304,SUS316　奥氏体	180	M	ACM300	120-**150**-180	0.06-**0.08**-0.15	0.06-**0.08**-0.15	0.06-**0.08**-0.15	0.07-**0.10**-0.16	0.08-**0.12**-0.16
	K	铸铁			H	ACK300	120-**160**-200	0.09-**0.18**-0.27	0.10-**0.20**-0.30	0.11-**0.22**-0.32	0.12-**0.24**-0.36	0.13-**0.26**-0.40
		球墨铸铁			H	ACK300	90-**120**-150	0.09-**0.18**-0.27	0.10-**0.20**-0.30	0.11-**0.22**-0.32	0.12-**0.24**-0.36	0.13-**0.26**-0.40
	S	难削材(耐热合金，超合金，钛合金　etc.)		200	G	ACP300	25-**50**-70	0.06-**0.10**-0.15	0.06-**0.10**-0.15	0.06-**0.11**-0.16	0.07-**0.12**-0.18	0.08-**0.13**-0.20
	N	铝合金			G	DL1500	200-**260**-320	0.06-**0.11**-0.17	0.06-**0.11**-0.17	0.06-**0.12**-0.18	0.07-**0.13**-0.20	0.08-**0.14**-0.22
		铜合金			G	DL1500	180-**230**-280	0.06-**0.11**-0.17	0.06-**0.11**-0.17	0.06-**0.12**-0.18	0.07-**0.13**-0.20	0.08-**0.14**-0.22

P类、K类的第一推荐刀片材质为ACP300、ACK300时，第二推荐刀片材质为ACP100。
此时的推荐切削条件：切削速度vc为上表的130%、进给量f请以75%为参考标准。

WDX型 4D用(内冷式)

碳素钢、合金钢 ~0.28% | 碳素钢、合金钢 0.29%~ | 高硬度钢 ~45 HRC | 不锈钢 | 铸铁 | 球墨铸铁 | 铝合金

CVD 涂层 | PVD 涂层 | 极光涂层 DLC | 有油孔 | 4D | 机夹式

加工公差的参考值0～+0.25mm　　※h7公差参照N36

Fig 1

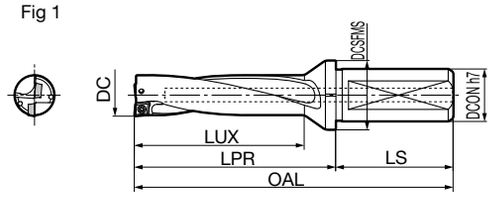

Fig 2

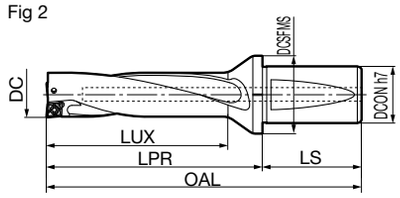

Fig 3

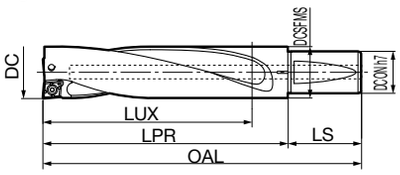

刀体　刃径ø13.0～45.0mm

尺寸(mm)

刃径 DC	库存	型号	刀头长 LUX	悬伸量 LPR	全长 OAL	刀杆 LS	孔缘 DCSFMS	柄径 DCON	半径方向偏置量(最大)	适用刀片	Fig
13.0	●	WDX 130D4S20	55	70	114	44	28.0	20	0.35	WDXT 042004	1
13.5	●	135D4S20	57	72	116	44	28.0	20	0.30		1
14.0	●	140D4S20	59	74	118	44	28.0	20	0.25		1
14.5	●	145D4S20	61	76	120	44	28.0	20	0.20		1
15.0	●	150D4S20	63	78	122	44	28.0	20	0.15		1
15.5	●	WDX 155D4S20	65	80	124	44	30.0	20	0.40	WDXT 052504	1
16.0	●	160D4S20	67	82	126	44	30.0	20			1
16.5	●	165D4S20	69	84	128	44	30.0	20	0.35		1
17.0	●	170D4S20	71	86	130	44	30.0	20	0.30		1
17.5	●	WDX 175D4S25	73	88	144	56	32.0	25	0.25		1
18.0	●	180D4S25	75	90	146	56	32.0	25	0.20		1
18.5	●	WDX 185D4S25	77	92	148	56	33.0	25	0.50	WDXT 063006	1
19.0	●	190D4S25	79	94	150	56	33.0	25	0.45		1
19.5	●	195D4S25	81	96	152	56	33.0	25	0.40		1
20.0	●	200D4S25	83	98	154	56	33.0	25	0.30		1
20.5	●	205D4S25	85	100	156	56	33.0	25			1
21.0	●	210D4S25	87	102	158	56	33.0	25	0.20		1
21.5	●	215D4S25	89	104	160	56	33.0	25	0.15		1
22.0	●	220D4S25	91	106	162	56	33.0	25	0.10		1
22.5	●	225D4S25	93	108	164	56	33.0	25	0.05		1
23.0	●	WDX 230D4S25	95	113	169	56	37.0	25	0.70	WDXT 073506	1
23.5	●	235D4S25	97	115	171	56	37.0	25			1
24.0	●	240D4S25	99	117	173	56	37.0	25	0.60		1
24.5	●	245D4S25	101	119	175	56	37.0	25	0.50		1
25.0	●	250D4S25	103	121	177	56	37.0	25			1
25.5	●	WDX 255D4S32	105	125	185	60	41.0	32	0.45		2
26.0	●	260D4S32	107	127	187	60	41.0	32	0.40		2
26.5	●	265D4S32	109	129	189	60	41.0	32	0.35		2
27.0	●	270D4S32	111	131	191	60	41.0	32	0.25		2
27.5	●	275D4S32	113	133	193	60	41.0	32	0.20		2
28.0	●	280D4S32	115	135	195	60	41.0	32	0.15		2
28.5	●	285D4S32	117	137	197	60	41.0	32	0.10		2
29.0	●	WDX 290D4S32	120	141	201	60	50.0	32	1.00	WDXT 094008	2
29.5	●	295D4S32	122	143	203	60	50.0	32	0.95		2
30.0*	●	300D4S32	124	148	208	60	54.0	32	0.90		2
31.0*	●	310D4S32	128	152	212	60	54.0	32	0.80		2
32.0*	●	320D4S32	132	156	216	60	54.0	32	0.70		2
30.0*	●	WDX 300D4S40	124	148	218	70	54.0	40	0.90		2
31.0*	●	310D4S40	128	152	222	70	54.0	40	0.80		2
32.0*	●	320D4S40	132	156	226	70	54.0	40	0.70		2
33.0	●	330D4S40	136	160	230	70	54.0	40	0.55		2
34.0	●	340D4S40	140	164	234	70	54.0	40	0.45		2
35.0	●	350D4S40	144	168	238	70	54.0	40	0.35		2
36.0	●	360D4S40	148	172	242	70	54.0	40	0.20		2
37.0	●	WDX 370D4S40	153	183	253	70	49.5	40	1.00	WDXT 125012	2
38.0	●	380D4S40	157	187	257	70	49.5	40			2
39.0	●	390D4S40	161	191	261	70	49.5	40	0.90		2
40.0	●	400D4S40	165	195	265	70	49.5	40	0.80		2
41.0	●	410D4S40	169	199	269	70	49.5	40	0.70		2
42.0	●	420D4S40	173	203	273	70	49.5	40	0.60		2
43.0	●	430D4S40	177	207	277	70	49.5	40	0.50		2
44.0	●	440D4S40	181	211	281	70	49.5	40			2
45.0	●	450D4S40	185	215	285	70	49.5	40	0.40		2

*刃径ø30、ø31、ø32备有柄径ø32和ø40的库存。

半径方向偏置量 J140

刀体　刃径ø46.0～63.0mm

尺寸(mm)

刃径 DC	库存	型号	刀头长 LUX	悬伸量 LPR	全长 OAL	刀杆 LS	孔缘 DCSFMS	柄径 DCON	半径方向偏置量(最大)	适用刀片	Fig
46.0	●	WDX 460D4S40	189	219	289	70	49.5	40	1.50	WDXT 156012	2
47.0	●	470D4S40	193	223	293	70	49.5	40	1.40		2
48.0	●	480D4S40	197	227	297	70	49.5	40	1.30		2
49.0	●	490D4S40	201	231	301	70	49.5	40	1.20		2
50.0	●	500D4S40	205	235	305	70	49.5	40	1.10		2
51.0	●	510D4S40	209	239	309	70	49.5	40	1.00		3
52.0	●	520D4S40	213	243	313	70	50.5	40	0.90		3
53.0	●	530D4S40	217	247	317	70	51.5	40	0.80		3
54.0	●	540D4S40	221	251	321	70	52.5	40	0.60		3
55.0	●	550D4S40	225	255	325	70	53.5	40	0.50		3
56.0	●	WDX 560D4S40	232	264	334	70	54.0	40	2.00	WDXT 186012	3
57.0	●	570D4S40	236	268	338	70	55.0	40	1.80		3
58.0	●	580D4S40	240	272	342	70	56.0	40	1.70		3
59.0	●	590D4S40	244	276	346	70	57.0	40	1.60		3
60.0	●	600D4S40	248	280	350	70	58.0	40	1.50		3
61.0	●	610D4S40	252	284	354	70	59.0	40	1.40		3
62.0	●	620D4S40	256	288	358	70	60.0	40	1.30		3
63.0	●	630D4S40	260	292	362	70	61.0	40	1.20		3

*刃径ø30、ø31、ø32备有柄径ø32和ø40的库存。

零件

适用刀杆	刀片用平头螺钉		扳手	扳手
		N·m		
WDX130D4S20～WDX150D4S20	BFTX01604N	0.3	TRX06	—
WDX155D4S20～WDX180D4S25	BFTX0204N	0.5	TRX06	—
WDX185D4S25～WDX225D4S25	BFTY02206	1.0	—	TRD07
WDX230D4S25～WDX285D4S32	BFTX02506N	1.5	—	TRD08
WDX290D4S32～WDX360D4S40	BFTX03584	3.5	—	TRD15
WDX370D4S40～WDX450D4S40	BFTX0511N	5.0	—	TRD20
WDX460D4S40～WDX630D4S40	BFTX0615N	5.0	—	TRD25

型号的称呼方法

WDX 200 D4 S25

- 200：刃径DC (ø20.0)
- D4：钻头刃长 L/D (4D)
- S25：刀杆直径DCON (ø25.0)

N·m 推荐锁紧扭力(N・m)

WDX型 4D用(内冷式)

刀片

尺寸(mm)

材质分类		涂层									
适用加工	高速·轻切削	P K				N					
	通用切削		P	M							
	粗切削		P		K						
型　号		ACP100	ACP300	ACM300	ACK300	DL1500	Fig	宽度 W1	厚度 S	刀尖半径 RE1	刀尖半径 RE2	适用刀杆
WDXT 042004-L		●	●		●		1	4.2	2.0	0.4	0.4	WDX130D4S20 ～ WDX150D4S20
042004-G		●	●		●	●	2	4.2	2.0	0.4	0.4	
042004-H		●	●		●		3	4.2	2.0	0.4	0.4	
042004-M				●			4	4.2	2.0	0.4	0.8	
WDXT 052504-L		●	●		●		1	5.0	2.5	0.4	0.4	WDX155D4S20 ～ WDX180D4S25
052504-G		●	●		●	●	2	5.0	2.5	0.4	0.4	
052504-H		●	●		●		3	5.0	2.5	0.4	0.4	
052504-M				●			4	5.0	2.5	0.4	1.0	
WDXT 063006-L		●	●		●		1	6.0	3.0	0.6	0.6	WDX185D4S25 ～ WDX225D4S25
063006-G		●	●		●	●	2	6.0	3.0	0.6	0.6	
063006-H		●	●		●		3	6.0	3.0	0.6	0.6	
063006-M				●			4	6.0	3.0	0.6	1.4	
WDXT 073506-L		●	●		●		1	7.5	3.5	0.6	0.6	WDX230D4S25 ～ WDX285D4S32
073506-G		●	●		●	●	2	7.5	3.5	0.6	0.6	
073506-H		●	●		●		3	7.5	3.5	0.6	0.6	
073506-M				●			4	7.5	3.5	0.6	1.6	
WDXT 094008-L		●	●		●		1	9.6	4.0	0.8	0.8	WDX290D4S32 ～ WDX360D4S40
094008-G		●	●		●	●	2	9.6	4.0	0.8	0.8	
094008-H		●	●		●		3	9.6	4.0	0.8	0.8	
094008-M				●			4	9.6	4.0	0.8	2.4	
WDXT 125012-L		●	●		●		1	12.4	5.0	1.2	1.2	WDX370D4S40 ～ WDX450D4S40
125012-G		●	●		●	●	2	12.4	5.0	1.2	1.2	
125012-H		●	●		●		3	12.4	5.0	1.2	1.2	
125012-M				●			4	12.4	5.0	1.2	3.2	
WDXT 156012-L		●	●		●		1	15.2	6.0	1.2	1.2	WDX460D4S40 ～ WDX550D4S40
156012-G		●	●		●	●	2	15.2	6.0	1.2	1.2	
156012-H		●	●		●		3	15.2	6.0	1.2	1.2	
WDXT 186012-L		●	●		●		1	18.0	6.0	1.2	1.2	WDX560D4S40 ～ WDX630D4S40
186012-G		●	●		●		2	18.0	6.0	1.2	1.2	
186012-H		●	●		●		3	18.0	6.0	1.2	1.2	

Fig 1 低速进给、切屑处理用

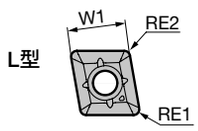

Fig 2 通用

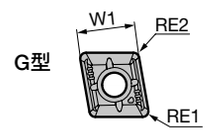

Fig 3 刀尖强化型

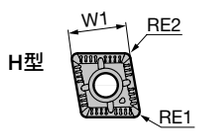

Fig 4 不锈钢加工用

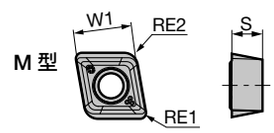

型号的称呼方法

WDXT 06 30 06 -G

对边尺寸 (6.0)　厚度×10 (3.0)　刀尖半径×10 (0.6)　断屑槽种类

推荐切削条件 (4D用)

		被削材	工件硬度 HB	推荐断屑槽	推荐刀片材质	vc 切削速度 (m/min)	f 进给量 (mm/rev) 〈下限值—**推荐值**—上限值〉 ø13.0~ø18.0	ø18.5~ø29.0	ø29.5~ø36.0	ø37.0~ø55.0	ø56.0~ø63.0
4D	P	钢, 碳素钢 SS400	125	G	ACP300	120-**180**-240	0.05-**0.07**-0.10	0.05-**0.07**-0.10	0.05-**0.07**-0.10	0.05-**0.08**-0.10	0.06-**0.09**-0.11
		S15C	125	L	ACP300	130-**170**-220	0.04-**0.07**-0.09	0.04-**0.07**-0.09	0.04-**0.07**-0.09	0.05-**0.08**-0.10	0.06-**0.09**-0.11
		S45C	190	G	ACP300	100-**150**-200	0.08-**0.11**-0.17	0.08-**0.11**-0.17	0.08-**0.12**-0.18	0.09-**0.14**-0.21	0.10-**0.15**-0.23
		S45C　淬火	250	G	ACP100	100-**170**-240	0.05-**0.08**-0.10	0.05-**0.08**-0.10	0.05-**0.08**-0.11	0.05-**0.08**-0.11	0.06-**0.09**-0.13
		S75C	270	G	ACP100	120-**180**-240	0.06-**0.08**-0.11	0.06-**0.08**-0.11	0.06-**0.09**-0.13	0.07-**0.11**-0.14	0.08-**0.11**-0.15
		S75C　淬火	300	G	ACP100	85-**150**-210	0.05-**0.07**-0.09	0.05-**0.07**-0.09	0.05-**0.08**-0.10	0.05-**0.08**-0.11	0.06-**0.09**-0.12
		低合金钢 SCM,SNCM	180	L	ACP300	100-**140**-180	0.05-**0.07**-0.10	0.05-**0.07**-0.10	0.05-**0.07**-0.11	0.06-**0.08**-0.12	0.07-**0.09**-0.14
		SCM,SNCM　淬火	275	G	ACP100	100-**170**-240	0.05-**0.08**-0.10	0.05-**0.08**-0.10	0.05-**0.08**-0.10	0.05-**0.08**-0.11	0.06-**0.08**-0.11
		SCM,SNCM　淬火	300	G	ACP100	90-**150**-210	0.05-**0.08**-0.10	0.05-**0.08**-0.10	0.05-**0.08**-0.10	0.05-**0.08**-0.11	0.06-**0.08**-0.11
		SCM,SNCM　淬火	350	G	ACP100	75-**120**-165	0.05-**0.08**-0.10	0.05-**0.08**-0.10	0.05-**0.08**-0.10	0.05-**0.08**-0.11	0.06-**0.08**-0.11
		高合金钢 SKD,SKT,SKH	200	G	ACP100	120-**180**-240	0.06-**0.10**-0.13	0.07-**0.11**-0.14	0.07-**0.11**-0.15	0.08-**0.12**-0.16	0.09-**0.13**-0.17
		SKD,SKT,SKH　淬火	325	G	ACP100	100-**140**-180	0.05-**0.08**-0.10	0.05-**0.08**-0.10	0.05-**0.08**-0.10	0.05-**0.08**-0.11	0.06-**0.08**-0.11
	M	不锈钢 SUS403及其他 (马氏体/ 铁素体)	200	M	ACM300	120-**150**-180	0.06-**0.08**-0.13	0.06-**0.08**-0.13	0.06-**0.08**-0.14	0.07-**0.09**-0.14	0.08-**0.11**-0.14
		SUS403及其他　马氏体(淬火)	240	M	ACM300	90-**120**-150	0.06-**0.08**-0.13	0.06-**0.08**-0.13	0.06-**0.08**-0.14	0.07-**0.09**-0.14	0.08-**0.11**-0.14
		SUS304,SUS316　奥氏体	180	M	ACM300	120-**150**-180	0.06-**0.08**-0.13	0.06-**0.08**-0.13	0.06-**0.08**-0.14	0.07-**0.09**-0.14	0.08-**0.11**-0.14
	K	铸铁		H	ACK300	120-**160**-200	0.09-**0.17**-0.23	0.10-**0.19**-0.26	0.11-**0.21**-0.28	0.12-**0.23**-0.31	0.13-**0.25**-0.34
		球墨铸铁		H	ACK300	90-**120**-150	0.09-**0.17**-0.23	0.10-**0.19**-0.26	0.11-**0.21**-0.28	0.12-**0.23**-0.31	0.13-**0.25**-0.34
	S	难削材(耐热合金，超合金，钛合金　etc.)	200	G	ACP300	25-**50**-70	0.06-**0.10**-0.13	0.06-**0.10**-0.13	0.06-**0.10**-0.14	0.07-**0.11**-0.15	0.08-**0.12**-0.17
	N	铝合金		G	DL1500	200-**260**-320	0.05-**0.10**-0.15	0.05-**0.10**-0.15	0.06-**0.11**-0.16	0.06-**0.12**-0.18	0.07-**0.13**-0.20
		铜合金		G	DL1500	180-**230**-280	0.05-**0.10**-0.15	0.05-**0.10**-0.15	0.06-**0.11**-0.16	0.06-**0.12**-0.18	0.07-**0.13**-0.20

P类、K类的第一推荐刀片材质为ACP300、ACK300时，第二推荐刀片材质为ACP100。
此时的推荐切削条件：切削速度vc为上表的130%、进给量f请以75%为参考标准。

WDX型 5D用(内冷式)

碳素钢、合金钢 ~0.28% | 碳素钢、合金钢 0.29%~ | 高硬度钢 ~45 HRC | 不锈钢 | 铸铁 | 球墨铸铁 | 铝合金

CVD 涂层 | PVD 涂层 | 极光涂层 DLC | 有油孔 | 5D | 机夹式

加工公差的参考值0～+0.25mm　　※h7公差参照N36

Fig 1

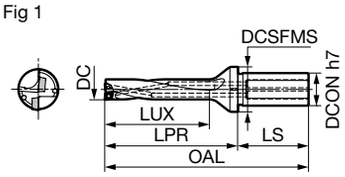

Fig 2

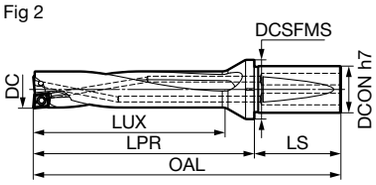

Fig 3

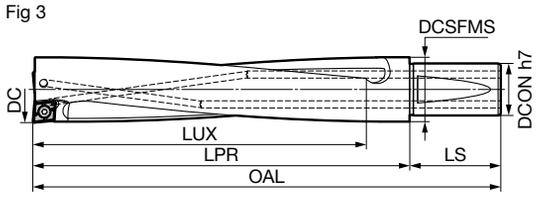

刀体　刃径ø13.0～45.0mm

尺寸(mm)

刃径 DC	库存	型号	刀头长 LUX	悬伸量 LPR	全长 OAL	刀杆 LS	孔缘 DCSFMS	柄径 DCON	半径方向偏置量(最大)	适用刀片	Fig
13.0	●	WDX 130D5S20	68.0	83.0	127.0	44	28.0	20.0	0.35	WDXT 042004	1
13.5	●	135D5S20	70.5	85.5	129.5	44	28.0	20.0	0.30		1
14.0	●	140D5S20	73.0	88.0	132.0	44	28.0	20.0	0.25		1
14.5	●	145D5S20	75.5	90.5	134.5	44	28.0	20.0	0.20		1
15.0	●	150D5S20	78.0	93.0	137.0	44	28.0	20.0	0.15		1
15.5	●	WDX 155D5S20	80.5	95.5	139.5	44	30.0	20.0	0.40	WDXT 052504	1
16.0	●	160D5S20	83.0	98.0	142.0	44	30.0	20.0			1
16.5	●	165D5S20	85.5	100.5	144.5	44	30.0	20.0	0.35		1
17.0	●	170D5S20	88.0	103.0	147.0	44	30.0	20.0	0.30		1
17.5	●	WDX 175D5S25	90.5	105.5	161.5	56	32.0	25.0	0.25		1
18.0	●	180D5S25	93.0	108.0	164.0	56	32.0	25.0	0.20		1
18.5	●	WDX 185D5S25	95.5	110.5	166.5	56	33.0	25.0	0.50	WDXT 063006	1
19.0	●	190D5S25	98.0	113.0	169.0	56	33.0	25.0	0.45		1
19.5	●	195D5S25	100.5	115.5	171.5	56	33.0	25.0	0.40		1
20.0	●	200D5S25	103.0	118.0	174.0	56	33.0	25.0	0.30		1
20.5	●	205D5S25	105.5	120.5	176.5	56	33.0	25.0			1
21.0	●	210D5S25	108.0	123.0	179.0	56	33.0	25.0	0.20		1
21.5	●	215D5S25	110.5	125.5	181.5	56	33.0	25.0	0.15		1
22.0	●	220D5S25	113.0	128.0	184.0	56	33.0	25.0	0.10		1
22.5	●	225D5S25	115.5	130.5	186.5	56	33.0	25.0	0.05		1
23.0	●	WDX 230D5S25	118.0	136.0	192.0	56	37.0	25.0	0.70	WDXT 073506	1
23.5	●	235D5S25	120.5	138.5	194.5	56	37.0	25.0			1
24.0	●	240D5S25	123.0	141.0	197.0	56	37.0	25.0	0.60		1
24.5	●	245D5S25	125.5	143.5	199.5	56	37.0	25.0	0.50		1
25.0	●	250D5S25	128.0	146.0	202.0	56	37.0	25.0			1
26.0	●	WDX 260D5S32	133.0	153.0	213.0	60	41.0	32.0	0.40		2
27.0	●	270D5S32	138.0	158.0	218.0	60	41.0	32.0	0.25		2
28.0	●	280D5S32	143.0	163.0	223.0	60	41.0	32.0	0.15		2
29.0	●	WDX 290D5S32	149.0	170.0	230.0	60	50.0	32.0	1.00	WDXT 094008	2
30.0*	●	300D5S32	154.0	178.0	238.0	60	54.0	32.0	0.90		2
31.0*	●	310D5S32	159.0	183.0	243.0	60	54.0	32.0	0.80		2
32.0*	●	320D5S32	164.0	188.0	248.0	60	54.0	32.0	0.70		2
30.0*	●	WDX 300D5S40	154.0	178.0	248.0	70	54.0	40.0	0.90		2
31.0*	●	310D5S40	159.0	183.0	253.0	70	54.0	40.0	0.80		2
32.0*	●	320D5S40	164.0	188.0	258.0	70	54.0	40.0	0.70		2
33.0	●	330D5S40	169.0	193.0	263.0	70	54.0	40.0	0.55		2
34.0	●	340D5S40	174.0	198.0	268.0	70	54.0	40.0	0.45		2
35.0	●	350D5S40	179.0	203.0	273.0	70	54.0	40.0	0.35		2
36.0	●	360D5S40	184.0	208.0	278.0	70	54.0	40.0	0.20		2
37.0	●	WDX 370D5S40	190.0	220.0	290.0	70	49.5	40.0	1.00	WDXT 125012	2
38.0	●	380D5S40	195.0	225.0	295.0	70	49.5	40.0			2
39.0	●	390D5S40	200.0	230.0	300.0	70	49.5	40.0	0.90		2
40.0	●	400D5S40	205.0	235.0	305.0	70	49.5	40.0	0.80		2
41.0	●	410D5S40	210.0	240.0	310.0	70	49.5	40.0	0.70		2
42.0	●	420D5S40	215.0	245.0	315.0	70	49.5	40.0	0.60		2
43.0	●	430D5S40	220.0	250.0	320.0	70	49.5	40.0	0.50		2
44.0	●	440D5S40	225.0	255.0	325.0	70	49.5	40.0			2
45.0	●	450D5S40	230.0	260.0	330.0	70	49.5	40.0	0.40		2

*刃径ø30、ø31、ø32备有柄径ø32和ø40的库存。

半径方向偏置量 J140

刀体　刃径ø46.0～55.0mm

尺寸(mm)

刃径 DC	库存	型号	刀头长 LUX	悬伸量 LPR	全长 OAL	刀杆 LS	孔缘 DCSFMS	柄径 DCON	半径方向偏置量(最大)	适用刀片	Fig
46.0	●	WDX 460D5S40	235.0	265.0	335.0	70	49.5	40.0	1.50	WDXT 156012	2
47.0	●	470D5S40	240.0	270.0	340.0	70	49.5	40.0	1.40		2
48.0	●	480D5S40	245.0	275.0	345.0	70	49.5	40.0	1.30		2
49.0	●	490D5S40	250.0	280.0	350.0	70	49.5	40.0	1.20		2
50.0	●	500D5S40	255.0	285.0	355.0	70	49.5	40.0	1.10		2
51.0	●	510D5S40	260.0	290.0	360.0	70	49.5	40.0	1.00		3
52.0	●	520D5S40	265.0	295.0	365.0	70	50.5	40.0	0.90		3
53.0	●	530D5S40	270.0	300.0	370.0	70	51.5	40.0	0.80		3
54.0	●	540D5S40	275.0	305.0	375.0	70	52.5	40.0	0.60		3
55.0	●	550D5S40	280.0	310.0	380.0	70	53.5	40.0	0.50		3

*刃径ø30、ø31、ø32备有柄径ø32和ø40的库存。

零件

适用刀杆	刀片用平头螺钉		扳手	扳手
		N·m		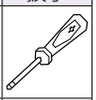
WDX130D5S20～WDX150D5S20	BFTX01604N	0.3	TRX06	—
WDX155D5S20～WDX180D5S25	BFTX0204N	0.5	TRX06	—
WDX185D5S25～WDX225D5S25	BFTY02206	1.0	—	TRD07
WDX230D5S25～WDX280D5S32	BFTX02506N	1.5	—	TRD08
WDX290D5S32～WDX360D5S40	BFTX03584	3.5	—	TRD15
WDX370D5S40～WDX450D5S40	BFTX0511N	5.0	—	TRD20
WDX460D5S40～WDX550D5S40	BFTX0615N	5.0	—	TRD25

型号的称呼方法

WDX 200 D5 S25

- 200：刃径DC (ø20.0)
- D5：钻头刃长 L/D (5D)
- S25：刀杆直径DCON (ø25.0)

N·m 推荐锁紧扭力(N・m)

WDX型 5D用(内冷式)

刀片

尺寸(mm)

材质分类		涂层				
适用加工	高速·轻切削	P K				N
	通用切削		P	M		
	粗切削		P		K	

型 号	ACP100	ACP300	ACM300	ACK300	DL1500	Fig	宽度 W1	厚度 S	刀尖半径 RE1	刀尖半径 RE2	适用刀杆
WDXT 042004-L	●	●		●		1	4.2	2.0	0.4	0.4	WDX130D5S20 ～ WDX150D5S20
042004-G	●	●		●	●	2	4.2	2.0	0.4	0.4	
042004-H	●	●		●		3	4.2	2.0	0.4	0.4	
042004-M			●			4	4.2	2.0	0.4	0.8	
WDXT 052504-L	●	●		●		1	5.0	2.5	0.4	0.4	WDX155D5S20 ～ WDX180D5S25
052504-G	●	●		●	●	2	5.0	2.5	0.4	0.4	
052504-H	●	●		●		3	5.0	2.5	0.4	0.4	
052504-M			●			4	5.0	2.5	0.4	1.0	
WDXT 063006-L	●	●		●		1	6.0	3.0	0.6	0.6	WDX185D5S25 ～ WDX225D5S25
063006-G	●	●		●	●	2	6.0	3.0	0.6	0.6	
063006-H	●	●		●		3	6.0	3.0	0.6	0.6	
063006-M			●			4	6.0	3.0	0.6	1.4	
WDXT 073506-L	●	●		●		1	7.5	3.5	0.6	0.6	WDX230D5S25 ～ WDX280D5S32
073506-G	●	●		●	●	2	7.5	3.5	0.6	0.6	
073506-H	●	●		●		3	7.5	3.5	0.6	0.6	
073506-M			●			4	7.5	3.5	0.6	1.6	
WDXT 094008-L	●	●		●		1	9.6	4.0	0.8	0.8	WDX290D5S32 ～ WDX360D5S40
094008-G	●	●		●	●	2	9.6	4.0	0.8	0.8	
094008-H	●	●		●		3	9.6	4.0	0.8	0.8	
094008-M			●			4	9.6	4.0	0.8	2.4	
WDXT 125012-L	●	●		●		1	12.4	5.0	1.2	1.2	WDX370D5S40 ～ WDX450D5S40
125012-G	●	●		●	●	2	12.4	5.0	1.2	1.2	
125012-H	●	●		●		3	12.4	5.0	1.2	1.2	
125012-M			●			4	12.4	5.0	1.2	3.2	
WDXT 156012-L	●	●		●		1	15.2	6.0	1.2	1.2	WDX460D5S40 ～ WDX550D5S40
156012-G	●	●		●	●	2	15.2	6.0	1.2	1.2	
156012-H	●	●		●		3	15.2	6.0	1.2	1.2	

Fig 1 低速进给、切屑处理用

L型

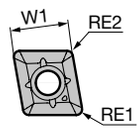

Fig 2 通用

G型

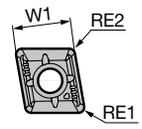

Fig 3 刀尖强化型

H型

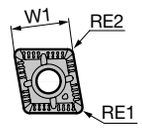

Fig 4 不锈钢加工用

M 型

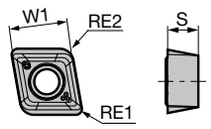

型号的称呼方法

WDXT 06 30 06 -G

对边尺寸 (6.0)　厚度×10 (3.0)　刀尖半径×10 (0.6)　断屑槽种类

推荐切削条件 (5D用)

		被削材		工件硬度 HB	推荐断屑槽	推荐刀片材质	vc 切削速度 (m/min)	f 进给量 (mm/rev) 〈下限值—**推荐值**—上限值〉 ø13.0~ø18.0	ø18.5~ø29.0	ø29.5~ø36.0	ø37.0~ø55.0
5D	P	钢, 碳素钢	SS400	125	G	ACP300	120-**180**-240	0.05-**0.06**-0.09	0.05-**0.06**-0.09	0.05-**0.06**-0.09	0.05-**0.07**-0.09
			S15C	125	L	ACP300	130-**170**-220	0.04-**0.06**-0.08	0.04-**0.06**-0.08	0.04-**0.06**-0.08	0.05-**0.07**-0.09
			S45C	190	G	ACP300	100-**150**-200	0.07-**0.10**-0.15	0.07-**0.10**-0.15	0.08-**0.11**-0.17	0.09-**0.12**-0.19
			S45C 淬火	250	G	ACP100	100-**170**-240	0.04-**0.07**-0.08	0.04-**0.07**-0.08	0.05-**0.07**-0.09	0.05-**0.08**-0.11
			S75C	270	G	ACP100	120-**180**-240	0.05-**0.08**-0.11	0.05-**0.08**-0.11	0.06-**0.08**-0.11	0.07-**0.09**-0.13
			S75C 淬火	300	G	ACP100	85-**150**-210	0.04-**0.07**-0.08	0.04-**0.07**-0.08	0.05-**0.07**-0.09	0.05-**0.08**-0.10
		低合金钢	SCM,SNCM	180	L	ACP300	100-**140**-180	0.05-**0.06**-0.09	0.05-**0.06**-0.09	0.05-**0.06**-0.10	0.05-**0.07**-0.11
			SCM,SNCM 淬火	275	G	ACP100	100-**170**-240	0.04-**0.06**-0.09	0.04-**0.06**-0.09	0.04-**0.06**-0.09	0.05-**0.07**-0.10
			SCM,SNCM 淬火	300	G	ACP100	90-**150**-210	0.04-**0.06**-0.09	0.04-**0.06**-0.09	0.04-**0.06**-0.09	0.05-**0.07**-0.10
			SCM,SNCM 淬火	350	G	ACP100	75-**120**-165	0.04-**0.06**-0.09	0.04-**0.06**-0.09	0.04-**0.06**-0.09	0.05-**0.07**-0.10
		高合金钢	SKD,SKT,SKH	200	G	ACP100	120-**180**-240	0.05-**0.08**-0.12	0.06-**0.09**-0.12	0.06-**0.09**-0.13	0.07-**0.10**-0.14
			SKD,SKT,SKH 淬火	325	G	ACP100	100-**140**-180	0.04-**0.06**-0.09	0.04-**0.06**-0.09	0.04-**0.06**-0.09	0.04-**0.06**-0.09
	M	不锈钢	SUS403及其他 (马氏体/ 铁素体)	200	M	ACM300	120-**150**-180	0.05-**0.08**-0.11	0.05-**0.08**-0.12	0.05-**0.08**-0.12	0.06-**0.09**-0.12
			SUS403及其他 马氏体(淬火)	240	M	ACM300	90-**120**-150	0.05-**0.08**-0.11	0.05-**0.08**-0.12	0.05-**0.08**-0.12	0.06-**0.09**-0.12
			SUS304,SUS316 奥氏体	180	M	ACM300	120-**150**-180	0.05-**0.08**-0.11	0.05-**0.08**-0.12	0.05-**0.08**-0.12	0.06-**0.09**-0.12
	K	铸铁			H	ACK300	120-**160**-200	0.08-**0.15**-0.21	0.09-**0.17**-0.23	0.09-**0.18**-0.25	0.11-**0.20**-0.28
		球墨铸铁			H	ACK300	90-**120**-150	0.08-**0.15**-0.21	0.09-**0.17**-0.23	0.09-**0.18**-0.25	0.11-**0.20**-0.28
	S	难削材(耐热合金，超合金，钛合金 etc.)		200	G	ACP300	25-**50**-70	0.05-**0.09**-0.11	0.05-**0.09**-0.11	0.06-**0.09**-0.12	0.06-**0.10**-0.14
	N	铝合金			G	DL1500	200-**260**-320	0.05-**0.10**-0.15	0.05-**0.10**-0.15	0.06-**0.11**-0.16	0.06-**0.12**-0.18
		铜合金			G	DL1500	180-**230**-280	0.05-**0.10**-0.15	0.05-**0.10**-0.15	0.06-**0.11**-0.16	0.06-**0.12**-0.18

P类、K类的第一推荐刀片材质为ACP300、ACK300时，第二推荐刀片材质为ACP100。
此时的推荐切削条件：切削速度vc为上表的130%、进给量f请以75%为参考标准。

■ 车床加工要领



图1

图2

■安装钻头

- 请使外周刃与机械的X 轴保持平行。(图1)
- 在使刀杆端面与钻头的法兰端面紧贴的状态下紧固螺栓。

■ 调整加工径(偏置量)

- 可通过移动机械的X轴进行调整。
- 请朝着X轴的正侧(内径扩大方向)调整。如果朝着X 轴的负侧(内径缩小方向)调整，则刀杆可能会与加工孔干涉(碰擦)，因此不推荐使用。(图1)
- 最大调整(偏置)量因刃径而异，请参照
  J132～J138刀体尺寸表“半径方向偏置量(最大)”。

■ 其它注意事项

- 将钻头安装到车床上时，钻头的中心刃芯高比主轴中心大约低0.15 ～ 0.2mm。
- 如果主轴中心的偏移量较大，且中心刃的芯高超出主轴中心，则会导致中心刃崩损，请予以注意。
- 进行外径加工或内径镗孔加工时，请将切深量设定在刃径的1/5以下(最大5mm以下)。
  (例：刃径为ø20时，切深量为4mm以下)
- 在车床上钻削通孔时，可能导致钻通时生成的圆盘状切屑(图2)四处飞散。
  在没有防护罩的普通车床上加工时请安装防护罩等，以防止危险。

■ 设备动力值的标准

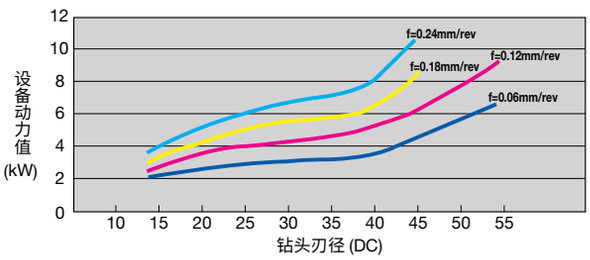

< 注意事项 >
●设备动力值会因被削材，切削速度等而变化，
因此请作为参考值。
●切削条件(参考值)
被削材：S50C(230HB)
切削速度：vc=150m/min

■ 切削油排放量的标准

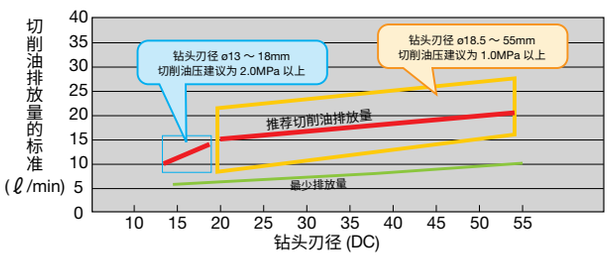

< 注意事项 >
●切削油排放量是决定钻头性能的重要因素之一。
尤其是对于切屑排出性能、润滑性能而言至关重要。
●越是小径钻头，越是建议将切削油压设定得高一些。
(ø18.0mm以下)
●可在普通的CNC机床中调整切削油压、切削油排放量。
●上表仅供参考，有时需要根据机械、切削油、工件的不同提高排放量。

■ 拆装刀片时的注意事项

- 安装刀片前，请通过空气等清除刀片座面上的异物。
- 使用扳手时，请将扳手轴对准螺纹轴后用力推压。(图3)
  一旦扳手轴弯曲，可能会导致刀片夹持力不足以及扳手前端、螺钉的花形孔部变形，请予以注意。
- 安装刀片时，请注意勿使刀片支承面与钻头主体间产生间隙。(图4,A部)
  正式安装状态如图4所示。

※ 虽然中心刃的外侧面有间隙，但夹持面位于内侧与后侧，因此使用时没有问题。

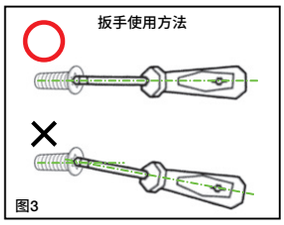

图3



图4

■ 故障诊断

故障状况	现 象	原 因	对 策
加工孔径的变化大	加工孔径大于目标值	・轴向力增大，刀杆弯曲	・为降低轴向力，请降低进给速度。 ・请在X 轴方向上进行调整。
	加工孔径小于目标值	・刀尖不能咬住工件，从工件上滑开	・请提高进给速度。 ・请在X 轴方向上进行调整。
	孔的入口和内侧的孔径差较大	・切屑堵塞	・提高进给速度，增强切屑排出性能。 ・使用切屑处理用“L 型”断屑槽。
加工孔表面品质不良	加工孔入口到内侧的加工面不良	・切削阻力大 ・工件刚性低	・请降低进给速度。 ・调整刀具，提高刚性。
	加工孔内侧的加工面不良	・因切屑原因加工面受到损伤	・提高进给速度，增强切屑排出性能。 ・使用切屑处理用“L 型”断屑槽。
刀片崩损	中心刃(中心部)崩损	・芯高调整不良 ・刀片强度不足	・请调整芯高。 ・在车床上使用时，请将钻头旋转180°后再安装。 ・使用刀尖强化型“H 型”断屑槽。
	外周刃崩损	・刀尖的加工负荷高	・为降低加工负荷，请降低进给速度。 ・使用刀尖强化型“H 型”断屑槽。

WDX型用 偏心套筒

机夹式

Fig 1

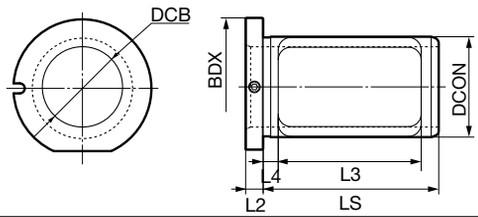

本体(WAS 型)

零件

尺寸(mm)

型　号	库存	柄径 DCB	柄径 DCON	直径 BDX	刀杆 LS	长度 L2	长度 L3	长度 L4	加工径可调整范围	Fig	螺纹	扳手
WAS 2025-48	●	20	25	33	43	5	32	5	+0.3～-0.2	1	BT0306	LH015
2532-60	●	25	32	42	60	7	46	6	+0.3～-0.3	1	BT0406	LH020
3240-70	●	32	40	55	70	7	57	6	+0.3～-0.3	1	BT0408	LH020
4050-85	●	40	50	60	70	7	54	6	+0.5～-0.5	1	BT0408	LH020

加工径调整范围表示直径的调整范围。
通过使用SumiDrill WDX型专用偏心套筒“WAS型”，可对加工孔径进行±0.3mm的调整。

使用上的注意点

1. 刻度仅供参考，调整后，请测量实际加工径进行调整。
2. 无法使用弹簧套装夹方式的刀杆。
   请使用侧面紧固刀杆。
3. 请在刚性高的加工中使用本产品。
   不推荐用于 5D 等深孔加工和低刚性加工。

使用方法 (加工径调整)

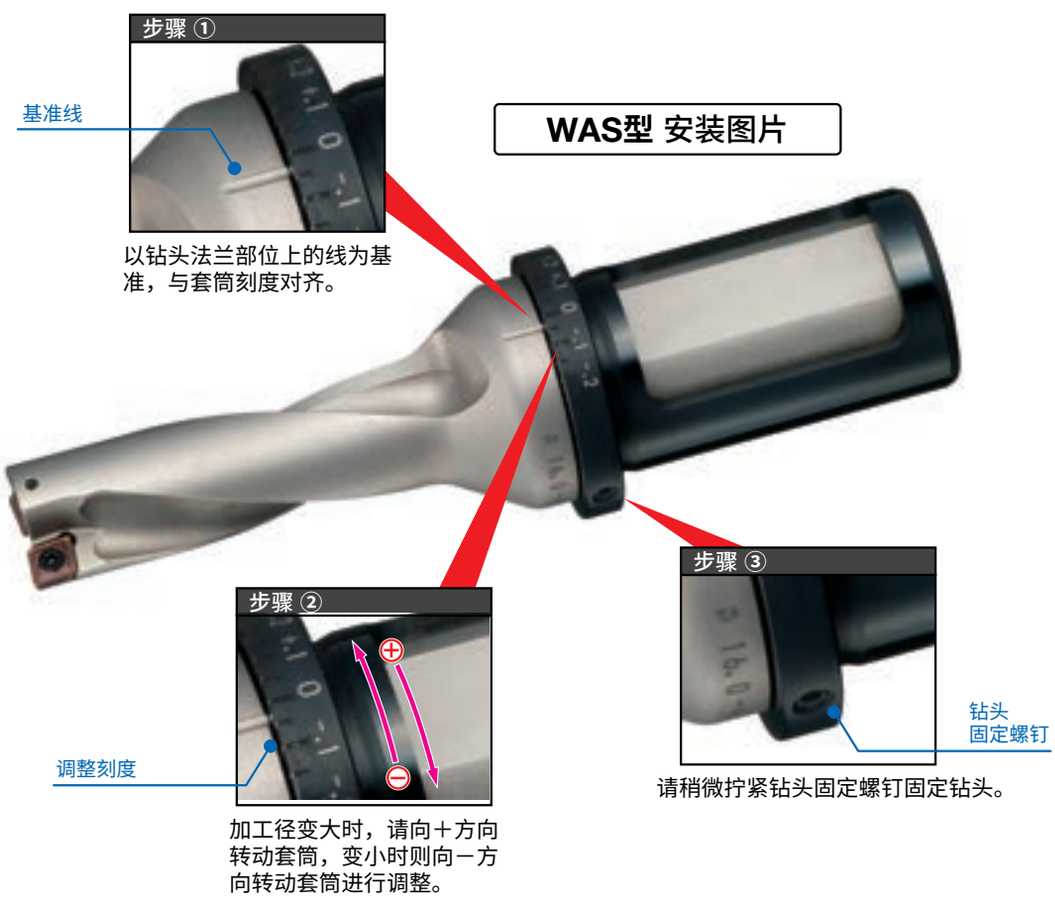

PDL型/PCT型

■ 概要

对于航空零部件和模具等要求刀具悬伸量大，无法提高加工效率的螺旋与型腔加工来说，依靠刀具刚性好的Z轴方向的切削进给，实现了高效、稳定的粗加工。

■ 特长

- 通过对底刃的平直化设计，可以获得近似于平面的底面形状，抑制后工序中的切深变动。
- 所有尺寸均带有气孔，通过内部冷却液，提高切屑排出性。
- 进行了特殊表面处理的高耐久性刀体，提高了寿命和可靠性。
- 采用SumiDrill WDX 型刀片，可以广泛对应从钢到非铁金属、难削材的被削材。

●因PDL型带有中心刃，可进行超过刀具半径的半径方向切深、行进间距时的加工和钻孔加工。
(型腔加工等)

●PCT型中半径方向切深受限，其有效刃数多，可实现高进给加工。
(刀角部的中精加工、扩孔、深槽加工等)

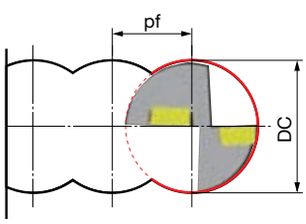

请将PDL型pf设置为刀具直径(DC)的70%以下。

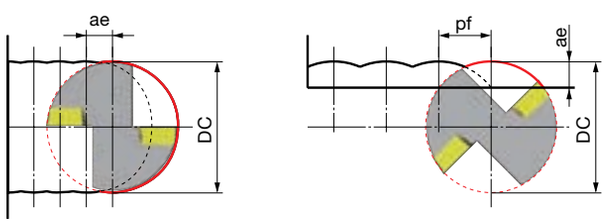

请将PCT型pf设置为刀具直径(DC)的50%以下。
关于ae，请参考“刀杆加工深度3D/5D 用”的库存・尺寸表中的尺寸值“ae max”。





PDL型/PCT型

■ 使用实例

型腔加工 PDL型　被削材:钛合金



刀具:PDL 400D2S40(ø40)
刀片:WDXT 125012-G
材质:ACK300

切削速度:vc =40m/min
进给量　:f =0.07mm/rev
(vf =22.3mm/min)
切深　:ae(pf)=25mm

钻孔加工 PDL型　被削材:SUS316



刀具:PDL 200D3S25(ø20)
刀片:WDXT 063006-G
材质:ACP300

切削速度:vc=180m/min
进给量　:f =0.10mm/rev
(vf =286mm/min)
切深　: ae(pf)=20mm

清根加工 PDL型　被削材:SUS316

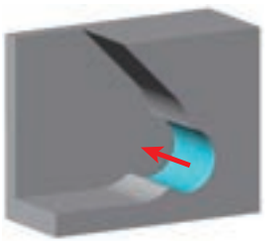

刀具:PDL 250D2S25(ø25)
刀片:WDX T073506-G
材质:ACP300

切削速度:vc =140m/min
进给量　:f =0.10mm/rev
(vf =178mm/min)
切深　:ae(pf)=15mm

转角部加工 PCT型　被削材:钛合金



刀具:
PCT 320D3S32(ø32)
PCT 250D3S25(ø25)
PCT 200D3S20(ø20)
材质:ACK300

刀片:
WDXT 094008-G
WDXT 073506-G
WDXT 063006-G

切削速度:vc =50m/min
进给量　:fz =0.04mm/t
(vf =80～127mm/min)
切深　:ae(pf)=3.2～6.5mm

沟槽加工 PCT型　被削材:钛合金

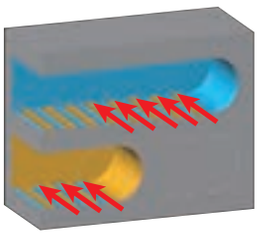

刀具:PCT 320D5S32(ø32)
刀片:WDXT 094008-G
材质:ACK300

切削速度:vc =40m/min
进给量　: fz =0.035mm/t
(vf =56mm/min)
切深　:ae(pf)=5.0mm

轮廓形状加工 PCT型　被削材:SUS410

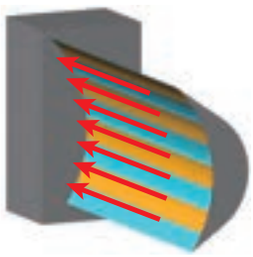

刀具:PCT 250D5S25(ø25)
刀片:WDXT 073506-G
材质:ACP300

切削速度:vc =150m/min
进给量　: fz =0.05mm/t
(vf =382mm/min)
切深　:ae=3.0mm

直壁加工 PCT型　被削材:SUS304

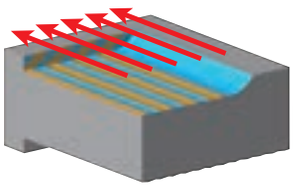

刀具:PCT 320D3S32(ø32)
刀片:WDXT 094008-G
材质:ACP300

切削速度:vc =180m/min
进给量　:fz =0.075mm/t
(vf =537mm/min)
切深　:ae=7.0mm pf=5.0mm

平座加工 PCT型　被削材:SCM435



刀具:PCT 200D5S20(ø20)
刀片:WDXT 063006-G
材质:ACP300

切削速度:vc=150m/min
进给量　:fz =0.075mm/t
(vf =716mm/min)
切深　:ae=3.5mm

PDL型 2D/3D用(内冷式)

碳素钢,合金钢~0.28% | 碳素钢,合金钢0.29%~ | 高硬度钢~45 HRC | 不锈钢 | 钛合金 | 铸铁 | 球墨铸铁 | 铝合金 | 铜合金

CVD涂层 | PVD涂层 | 极光涂层DLC | 有油孔 | 2D | 3D | 机夹式

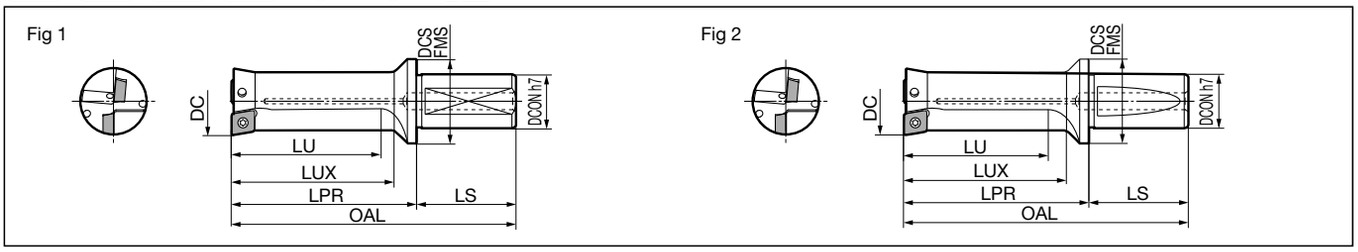

刀杆　加工深度　2D用　刃径ø16.0～40.0mm

尺寸(mm)

刃径 DC	库存	型　号	有效长度 LU	刀头长 LUX	悬伸量 LPR	全长 OAL	刀杆 LS	法兰直径 DCSFMS	柄径 DCON	适用刀片	Fig
16.0	●	PDL 160D2S20	32	35	50	94	44	28	20	WDXT052504	1
20.0	●	200D2S25	40	43	58	114	56	33	25	WDXT063006	1
25.0	●	250D2S25	50	53	71	127	56	37	25	WDXT073506	1
32.0	●	320D2S40	64	68	92	162	70	54	40	WDXT094008	2
40.0	●	400D2S40	80	85	115	185	70	54	40	WDXT125012	2

刀杆　加工深度　3D用　刃径ø16.0～40.0mm

尺寸(mm)

刃径 DC	库存	型　号	有效长度 LU	刀头长 LUX	悬伸量 LPR	全长 OAL	刀杆 LS	法兰直径 DCSFMS	柄径 DCON	适用刀片	Fig
16.0	●	PDL 160D3S20	48	51	66	110	44	28	20	WDXT052504	1
20.0	●	200D3S25	60	63	78	134	56	33	25	WDXT063006	1
25.0	●	250D3S25	75	78	96	152	56	37	25	WDXT073506	1
32.0	●	320D3S40	96	100	124	194	70	54	40	WDXT094008	2
40.0	●	400D3S40	120	125	155	225	70	54	40	WDXT125012	2

刀片

尺寸(mm)

材质分类		涂层				
适用加工	高速·轻切削	P/K				N
	通用切削		P	M		
	粗切削		P		K	

型　号	ACP100	ACP300	ACM300	ACK300	DL1500	宽度 W1	厚度 S	刀尖半径 RE1	刀尖半径 RE2	适用刀杆	Fig
WDXT 052504-L	●	●		●		5.0	2.5	0.4	0.4	PDL160D2S20 · PDL160D3S20	1
052504-G	●	●		●	●	5.0	2.5	0.4			2
052504-H	●	●		●		5.0	2.5	0.4			3
052504-M			●			5.0	2.5	0.4	1.0		4
WDXT 063006-L	●	●		●		6.0	3.0	0.6	0.6	PDL200D2S25 · PDL200D3S25	1
063006-G	●	●		●	●	6.0	3.0	0.6			2
063006-H	●	●		●		6.0	3.0	0.6			3
063006-M			●			6.0	3.0	0.6	1.4		4
WDXT 073506-L	●	●		●		7.5	3.5	0.6	0.6	PDL250D2S25 · PDL250D3S25	1
073506-G	●	●		●	●	7.5	3.5	0.6			2
073506-H	●	●		●		7.5	3.5	0.6			3
073506-M			●			7.5	3.5	0.6	1.6		4
WDXT 094008-L	●	●		●		9.6	4.0	0.8	0.8	PDL320D2S40 · PDL320D3S40	1
094008-G	●	●		●	●	9.6	4.0	0.8			2
094008-H	●	●		●		9.6	4.0	0.8			3
094008-M			●			9.6	4.0	0.8	2.4		4
WDXT 125012-L	●	●		●		12.4	5.0	1.2	1.2	PDL400D2S40 · PDL400D3S40	1
125012-G	●	●		●	●	12.4	5.0	1.2			2
125012-H	●	●		●		12.4	5.0	1.2			3
125012-M			●			12.4	5.0	1.2	3.2		4

(刀片与WDX型通用)

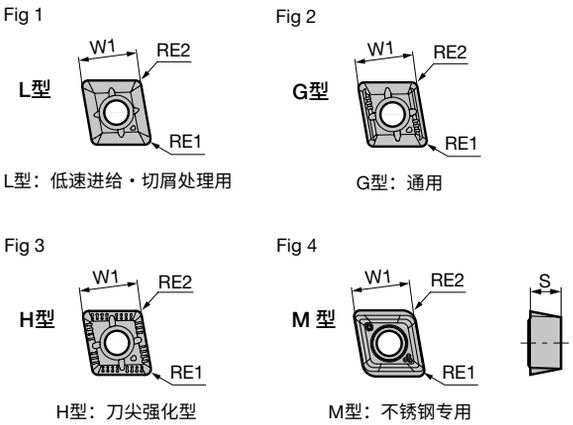

型号的称呼方法

PDL 250 D2 S25

- 250：刃径DC (ø25.0)
- D2：钻头刃长 L/D (2D)
- S25：刀杆直径DCON (ø25.0)

WDXT 07 35 06 -G

- 07：对边尺寸 (7.5)
- 35：厚度×10 (3.5)
- 06：刀尖半径×10 (0.6)
- -G：断屑槽种类

零件

适用刀杆	刀片用平头螺钉		扳手	扳手
PDL160D2S20 / PDL160D3S20	BFTX0204N	0.5	TRX06	—
PDL200D2S25 / PDL200D3S25	BFTY02206	1.0	—	TRD07
PDL250D2S25 / PDL250D3S25	BFTX02506N	1.5	—	TRD08
PDL320D2S40 / PDL320D3S40	BFTX03584	3.5	—	TRD15
PDL400D2S40 / PDL400D3S40	BFTX0511N	5.0	—	TRD20

N·m 推荐锁紧扭力(N・m)

PDL型 2D/3D用(内冷式)

●安装刀片时的注意事项



PDL型： 刀片外周刃和中心刃均可使用，2个刀尖。
作为外周刃使用的刀片，不能作为中心刃使用。
同样，作为中心刃使用的刀片，不能作为外周刃使用。

推荐切削条件 2D用(PDL型)

		被削材	工件硬度 HB	推荐断屑槽	推荐刀片材质	vc 切削速度 (m/min)	f 进给量 (mm/rev) 〈下限值—**推荐值**—上限值〉 ø16.0	ø20.0,ø25.0	ø32.0	ø40.0
2D	P	钢, 碳素钢 SS400	125	G	ACP300	120-**180**-240	0.05-**0.08**-0.10	0.05-**0.08**-0.10	0.05-**0.08**-0.11	0.05-**0.08**-0.12
		S15C	125	L	ACP300	130-**170**-220	0.04-**0.08**-0.12	0.04-**0.08**-0.12	0.04-**0.08**-0.13	0.05-**0.10**-0.15
		S45C	190	G	ACP300	100-**150**-200	0.08-**0.13**-0.24	0.08-**0.13**-0.24	0.08-**0.14**-0.26	0.09-**0.16**-0.29
		S45C 淬火	250	G	ACP100	100-**170**-240	0.05-**0.09**-0.14	0.05-**0.09**-0.14	0.05-**0.09**-0.14	0.05-**0.10**-0.17
		S75C	270	G	ACP100	120-**180**-240	0.06-**0.10**-0.17	0.06-**0.10**-0.17	0.06-**0.10**-0.17	0.07-**0.12**-0.19
		S75C 淬火	300	G	ACP100	85-**150**-210	0.05-**0.09**-0.14	0.05-**0.09**-0.14	0.05-**0.09**-0.14	0.05-**0.10**-0.15
		低合金钢 SCM,SNCM	180	L	ACP300	100-**140**-180	0.05-**0.08**-0.14	0.05-**0.08**-0.14	0.05-**0.08**-0.16	0.06-**0.09**-0.17
		SCM,SNCM 淬火	275	G	ACP100	100-**170**-240	0.06-**0.10**-0.14	0.06-**0.10**-0.14	0.06-**0.10**-0.14	0.07-**0.11**-0.16
		SCM,SNCM 淬火	300	G	ACP100	90-**150**-210	0.06-**0.10**-0.14	0.06-**0.10**-0.14	0.06-**0.10**-0.14	0.07-**0.11**-0.16
		SCM,SNCM 淬火	350	G	ACP100	75-**120**-165	0.06-**0.10**-0.14	0.06-**0.10**-0.14	0.06-**0.10**-0.14	0.07-**0.11**-0.16
		高合金钢 SKD,SKT,SKH	200	G	ACP100	120-**180**-240	0.08-**0.12**-0.17	0.08-**0.12**-0.17	0.08-**0.12**-0.18	0.09-**0.12**-0.21
		SKD,SKT,SKH 淬火	325	G	ACP100	100-**140**-180	0.06-**0.10**-0.15	0.06-**0.10**-0.15	0.06-**0.11**-0.15	0.07-**0.11**-0.16
	M	不锈钢 SUS403及其他 (马氏体/ 铁素体)	200	M	ACM300	100-**140**-180	0.06-**0.11**-0.18	0.06-**0.11**-0.18	0.06-**0.12**-0.19	0.07-**0.13**-0.22
		SUS403及其他 马氏体(淬火)	240	M	ACM300	90-**120**-150	0.06-**0.11**-0.18	0.06-**0.11**-0.18	0.06-**0.12**-0.19	0.07-**0.13**-0.22
		SUS304,SUS316 奥氏体	180	M	ACM300	100-**140**-180	0.06-**0.11**-0.18	0.06-**0.11**-0.18	0.06-**0.12**-0.19	0.07-**0.13**-0.22
	K	铸铁		H	ACK300	120-**160**-200	0.09-**0.20**-0.32	0.10-**0.22**-0.36	0.11-**0.24**-0.39	0.12-**0.26**-0.44
		球墨铸铁		H	ACK300	90-**120**-150	0.09-**0.20**-0.32	0.10-**0.22**-0.36	0.11-**0.24**-0.39	0.12-**0.26**-0.44
	S	难削材(耐热合金，超合金，钛合金 etc.)	200	G	ACP300	25- **50**- 70	0.06-**0.11**-0.18	0.06-**0.11**-0.18	0.06-**0.12**-0.19	0.07-**0.13**-0.22
	N	铝合金		G	DL1500	200-**260**-320	0.06-**0.11**-0.17	0.06-**0.11**-0.17	0.06-**0.12**-0.18	0.07-**0.13**-0.20
		铜合金		G	DL1500	180-**230**-280	0.06-**0.11**-0.17	0.06-**0.11**-0.17	0.06-**0.12**-0.18	0.07-**0.13**-0.20

P类、K类的第一推荐刀片材质为ACP300、ACK300时，第二推荐刀片材质为ACP100。
此时的推荐切削条件：切削速度vc为上表的130%、进给量f请以75%为参考标准。

推荐切削条件 3D用(PDL型)

		被削材	工件硬度 HB	推荐断屑槽	推荐刀片材质	vc 切削速度 (m/min)	f 进给量 (mm/rev) 〈下限值—**推荐值**—上限值〉 ø16.0	ø20.0,ø25.0	ø32.0	ø40.0
3D	P	钢, 碳素钢 SS400	125	G	ACP300	120-**180**-240	0.05-**0.07**-0.10	0.05-**0.07**-0.10	0.05-**0.08**-0.11	0.05-**0.08**-0.12
		S15C	125	L	ACP300	130-**170**-220	0.04-**0.07**-0.10	0.04-**0.07**-0.10	0.04-**0.08**-0.11	0.05-**0.09**-0.12
		S45C	190	G	ACP300	100-**150**-200	0.08-**0.12**-0.20	0.08-**0.12**-0.20	0.08-**0.13**-0.22	0.09-**0.14**-0.24
		S45C 淬火	250	G	ACP100	100-**170**-240	0.05-**0.08**-0.11	0.05-**0.08**-0.11	0.05-**0.08**-0.12	0.05-**0.09**-0.14
		S75C	270	G	ACP100	120-**180**-240	0.06-**0.09**-0.14	0.06-**0.09**-0.14	0.06-**0.10**-0.14	0.07-**0.11**-0.17
		S75C 淬火	300	G	ACP100	85-**150**-210	0.05-**0.08**-0.11	0.05-**0.08**-0.11	0.05-**0.08**-0.11	0.05-**0.09**-0.14
		低合金钢 SCM,SNCM	180	L	ACP300	100-**140**-180	0.05-**0.07**-0.12	0.05-**0.07**-0.12	0.05-**0.08**-0.13	0.06-**0.08**-0.15
		SCM,SNCM 淬火	275	G	ACP100	100-**170**-240	0.06-**0.08**-0.11	0.06-**0.08**-0.11	0.06-**0.08**-0.11	0.07-**0.10**-0.12
		SCM,SNCM 淬火	300	G	ACP100	90-**150**-210	0.06-**0.08**-0.11	0.06-**0.08**-0.11	0.06-**0.08**-0.11	0.07-**0.10**-0.12
		SCM,SNCM 淬火	350	G	ACP100	75-**120**-165	0.06-**0.08**-0.11	0.06-**0.08**-0.11	0.06-**0.08**-0.11	0.07-**0.10**-0.12
		高合金钢 SKD,SKT,SKH	200	G	ACP100	120-**180**-240	0.08-**0.11**-0.14	0.08-**0.12**-0.15	0.08-**0.12**-0.16	0.09-**0.14**-0.18
		SKD,SKT,SKH 淬火	325	G	ACP100	100-**140**-180	0.06-**0.09**-0.11	0.06-**0.09**-0.11	0.06-**0.09**-0.11	0.07-**0.10**-0.12
	M	不锈钢 SUS403及其他 (马氏体/ 铁素体)	200	M	ACM300	100-**140**-180	0.06-**0.10**-0.15	0.06-**0.10**-0.15	0.06-**0.11**-0.16	0.07-**0.12**-0.18
		SUS403及其他 马氏体(淬火)	240	M	ACM300	90-**120**-150	0.06-**0.10**-0.15	0.06-**0.10**-0.15	0.06-**0.11**-0.16	0.07-**0.12**-0.18
		SUS304,SUS316 奥氏体	180	M	ACM300	100-**140**-180	0.06-**0.10**-0.15	0.06-**0.10**-0.15	0.06-**0.11**-0.16	0.07-**0.12**-0.18
	K	铸铁		H	ACK300	120-**160**-200	0.09-**0.18**-0.27	0.10-**0.20**-0.30	0.11-**0.22**-0.32	0.12-**0.24**-0.36
		球墨铸铁		H	ACK300	90-**120**-150	0.09-**0.18**-0.27	0.10-**0.20**-0.30	0.11-**0.22**-0.32	0.12-**0.24**-0.36
	S	难削材(耐热合金，超合金，钛合金 etc.)	200	G	ACP300	25- **50**- 70	0.06-**0.10**-0.15	0.06-**0.10**-0.15	0.06-**0.11**-0.16	0.07-**0.12**-0.18
	N	铝合金		G	DL1500	200-**260**-320	0.06-**0.11**-0.17	0.06-**0.11**-0.17	0.06-**0.12**-0.18	0.07-**0.13**-0.20
		铜合金		G	DL1500	180-**230**-280	0.06-**0.11**-0.17	0.06-**0.11**-0.17	0.06-**0.12**-0.18	0.07-**0.13**-0.20

P类、K类的第一推荐刀片材质为ACP300、ACK300时，第二推荐刀片材质为ACP100。
此时的推荐切削条件：切削速度vc为上表的130%、进给量f请以75%为参考标准。

PCT型 3D/5D用(内冷式)

碳素钢,合金钢~0.28% | 碳素钢,合金钢0.29%~ | 高硬度钢~45 HRC | 不锈钢 | 钛合金 | 铸铁 | 球墨铸铁 | 铝合金 | 铜合金

CVD涂层 | PVD涂层 | 极光涂层DLC | 有油孔 | 3D | 5D | 机夹式

Fig 1

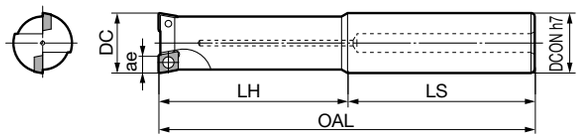

刀杆　加工深度　3D用　刃径ø16.0～40.0mm

尺寸(mm)

刃径 DC	库存	型　号	ae max	刀头长 LH	全长 OAL	刀杆 LS	柄径 DCON	刃数	适用刀片	Fig
16.0	●	PCT 160D3S16	4.0	53	123	70	16	2	WDXT052504	1
20.0	●	200D3S20	5.0	65	145	80	20	2	WDXT063006	1
25.0	●	250D3S25	6.5	80	160	80	25	2	WDXT073506	1
32.0	●	320D3S32	8.5	101	191	90	32	2	WDXT094008	1
40.0	●	400D3S42	11.0	125	225	100	42	3	WDXT125012	1

刀杆　加工深度　5D用　刃径ø16.0～40.0mm

尺寸(mm)

刃径 DC	库存	型　号	ae max	刀头长 LH	全长 OAL	刀杆 LS	柄径 DCON	刃数	适用刀片	Fig
16.0	●	PCT 160D5S16	4.0	85	155	70	16	2	WDXT052504	1
20.0	●	200D5S20	5.0	105	185	80	20	2	WDXT063006	1
25.0	●	250D5S25	6.5	130	210	80	25	2	WDXT073506	1
32.0	●	320D5S32	8.5	165	255	90	32	2	WDXT094008	1
40.0	●	400D5S42	11.0	205	305	100	42	3	WDXT125012	1

刀片

尺寸(mm)

材质分类		涂层				
适用加工	高速·轻切削	P K				N
	通用切削		P	M		
	粗切削		P		K	

型　号	ACP100	ACP300	ACM300	ACK300	DL1500	宽度 W1	厚度 S	刀尖半径 RE1	刀尖半径 RE2	适用刀杆	Fig
WDXT 052504-L	●	●		●		5.0	2.5	0.4	0.4	PCT160D3S16 ・ PCT160D5S16	1
052504-G	●	●		●	●	5.0	2.5	0.4	0.4		2
052504-H	●	●		●		5.0	2.5	0.4	0.4		3
052504-M			●			5.0	2.5	0.4	1.0		4
WDXT 063006-L	●	●		●		6.0	3.0	0.6	0.6	PCT200D3S20 ・ PCT200D5S20	1
063006-G	●	●		●	●	6.0	3.0	0.6	0.6		2
063006-H	●	●		●		6.0	3.0	0.6	0.6		3
063006-M			●			6.0	3.0	0.6	1.4		4
WDXT 073506-L	●	●		●		7.5	3.5	0.6	0.6	PCT250D3S25 ・ PCT250D5S25	1
073506-G	●	●		●	●	7.5	3.5	0.6	0.6		2
073506-H	●	●		●		7.5	3.5	0.6	0.6		3
073506-M			●			7.5	3.5	0.6	1.6		4
WDXT 094008-L	●	●		●		9.6	4.0	0.8	0.8	PCT320D3S32 ・ PCT320D5S32	1
094008-G	●	●		●	●	9.6	4.0	0.8	0.8		2
094008-H	●	●		●		9.6	4.0	0.8	0.8		3
094008-M			●			9.6	4.0	0.8	2.4		4
WDXT 125012-L	●	●		●		12.4	5.0	1.2	1.2	PCT400D3S42 ・ PCT400D5S42	1
125012-G	●	●		●	●	12.4	5.0	1.2	1.2		2
125012-H	●	●		●		12.4	5.0	1.2	1.2		3
125012-M			●			12.4	5.0	1.2	3.2		4

Fig 1

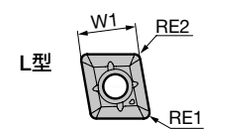

L型：低速进给・切屑处理用

Fig 2

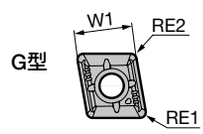

G型：通用

Fig 3

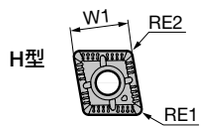

H型：刀尖强化型

Fig 4

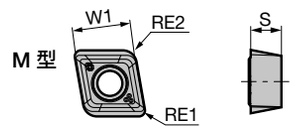

M型：不锈钢专用

PCT 型：只使用外周刃的2个刀尖。使用M型断屑槽时，ae max缩短20%。
(刀片与WDX型通用)

型号的称呼方法

PCT 250 D3 S25

刃径DC (ø25.0)　钻头刃长 L/D (3D)　刀杆直径DCON (ø25.0)

WDXT 07 35 06 -G

对边尺寸 (7.5)　厚度×10 (3.5)　刀尖半径×10 (0.6)　断屑槽种类

零件

适用刀杆	刀片用平头螺钉		扳手	扳手
		N·m		
PCT160D3S16 / PCT160D5S16	BFTX0204N	0.5	TRX06	—
PCT200D3S20 / PCT200D5S20	BFTY02206	1.0	—	TRD07
PCT250D3S25 / PCT250D5S25	BFTX02506N	1.5	—	TRD08
PCT320D3S32 / PCT320D5S32	BFTX03584	3.5	—	TRD15
PCT400D3S42 / PCT400D5S42	BFTX0511N	5.0	—	TRD20

N·m 推荐锁紧扭力(N・m)

PCT型 3D/5D用(内冷式)

推荐切削条件 3D用(PCT型)

		被削材		工件硬度 HB	推荐断屑槽	推荐刀片材质	vc 切削速度 (m/min)	fz 进给量 (mm/t) 〈下限值－**推荐值**－上限值〉 ø16.0	ø20.0,ø25.0	ø32.0	ø40.0
3D	P	钢, 碳素钢	SS400	125	G	ACP300	120-**180**-240	0.05-**0.07**-0.10	0.05-**0.07**-0.10	0.05-**0.07**-0.10	0.05-**0.08**-0.10
			S15C	125	L	ACP300	130-**170**-220	0.04-**0.07**-0.09	0.04-**0.07**-0.09	0.04-**0.07**-0.09	0.05-**0.08**-0.10
			S45C	190	G	ACP300	100-**150**-200	0.08-**0.11**-0.17	0.08-**0.11**-0.17	0.08-**0.12**-0.18	0.09-**0.14**-0.21
			S45C 淬火	250	G	ACP100	100-**170**-240	0.05-**0.08**-0.10	0.05-**0.08**-0.10	0.05-**0.08**-0.11	0.05-**0.08**-0.11
			S75C	270	G	ACP100	120-**180**-240	0.06-**0.08**-0.11	0.06-**0.08**-0.11	0.06-**0.09**-0.13	0.07-**0.11**-0.14
			S75C 淬火	300	G	ACP100	85-**150**-210	0.05-**0.07**-0.09	0.05-**0.07**-0.09	0.05-**0.08**-0.10	0.05-**0.08**-0.11
		低合金钢	SCM,SNCM	180	L	ACP300	100-**140**-180	0.05-**0.07**-0.10	0.05-**0.07**-0.10	0.05-**0.07**-0.11	0.06-**0.08**-0.12
			SCM,SNCM 淬火	275	G	ACP100	100-**170**-240	0.05-**0.08**-0.10	0.05-**0.08**-0.10	0.05-**0.08**-0.10	0.05-**0.08**-0.11
			SCM,SNCM 淬火	300	G	ACP100	90-**150**-210	0.05-**0.08**-0.10	0.05-**0.08**-0.10	0.05-**0.08**-0.10	0.05-**0.08**-0.11
			SCM,SNCM 淬火	350	G	ACP100	75-**120**-165	0.05-**0.08**-0.10	0.05-**0.08**-0.10	0.05-**0.08**-0.10	0.05-**0.08**-0.11
		高合金钢	SKD,SKT,SKH	200	G	ACP100	120-**180**-240	0.06-**0.10**-0.13	0.07-**0.11**-0.14	0.07-**0.11**-0.15	0.08-**0.12**-0.16
			SKD,SKT,SKH 淬火	325	G	ACP100	100-**140**-180	0.05-**0.08**-0.10	0.05-**0.08**-0.10	0.05-**0.08**-0.10	0.05-**0.08**-0.11
	M	不锈钢	SUS403及其他 (马氏体/ 铁素体)	200	M	ACM300	100-**140**-180	0.06-**0.10**-0.13	0.06-**0.10**-0.13	0.06-**0.10**-0.14	0.07-**0.11**-0.15
			SUS403及其他 马氏体(淬火)	240	M	ACM300	90-**120**-150	0.06-**0.10**-0.13	0.06-**0.10**-0.13	0.06-**0.10**-0.14	0.07-**0.11**-0.15
			SUS304,SUS316 奥氏体	180	M	ACM300	100-**140**-180	0.06-**0.10**-0.13	0.06-**0.10**-0.13	0.06-**0.10**-0.14	0.07-**0.11**-0.15
	K	铸铁			H	ACK300	120-**160**-200	0.09-**0.17**-0.23	0.10-**0.19**-0.26	0.11-**0.21**-0.28	0.12-**0.23**-0.31
		球墨铸铁			H	ACK300	90-**120**-150	0.09-**0.17**-0.23	0.10-**0.19**-0.26	0.11-**0.21**-0.28	0.12-**0.23**-0.31
	S	难削材(耐热合金，超合金，钛合金 etc.)		200	G	ACP300	25- **50**- 70	0.06-**0.10**-0.13	0.06-**0.10**-0.13	0.06-**0.10**-0.14	0.07-**0.11**-0.15
	N	铝合金			G	DL1500	200-**260**-320	0.05-**0.10**-0.15	0.05-**0.10**-0.15	0.06-**0.11**-0.16	0.06-**0.12**-0.18
		铜合金			G	DL1500	180-**230**-280	0.05-**0.10**-0.15	0.05-**0.10**-0.15	0.06-**0.11**-0.16	0.06-**0.12**-0.18

P类、K类的第一推荐刀片材质为ACP300、ACK300时，第二推荐刀片材质为ACP100。
此时的推荐切削条件：切削速度vc为上表的130%、进给量fz请以75%为参考标准。

推荐切削条件 5D用(PCT型)

		被削材		工件硬度 HB	推荐断屑槽	推荐刀片材质	vc 切削速度 (m/min)	fz 进给量 (mm/t) 〈下限值－**推荐值**－上限值〉 ø16.0	ø20.0,ø25.0	ø32.0	ø40.0
5D	P	钢, 碳素钢	SS400	125	G	ACP300	120-**180**-240	0.05-**0.06**-0.09	0.05-**0.06**-0.09	0.05-**0.06**-0.09	0.05-**0.07**-0.09
			S15C	125	L	ACP300	130-**170**-220	0.04-**0.06**-0.08	0.04-**0.06**-0.08	0.04-**0.06**-0.08	0.05-**0.07**-0.09
			S45C	190	G	ACP300	100-**150**-200	0.07-**0.10**-0.15	0.07-**0.10**-0.15	0.08-**0.11**-0.17	0.09-**0.12**-0.19
			S45C 淬火	250	G	ACP100	100-**170**-240	0.04-**0.07**-0.08	0.04-**0.07**-0.08	0.05-**0.07**-0.09	0.05-**0.08**-0.11
			S75C	270	G	ACP100	120-**180**-240	0.05-**0.08**-0.11	0.05-**0.08**-0.11	0.06-**0.08**-0.11	0.07-**0.09**-0.13
			S75C 淬火	300	G	ACP100	85-**150**-210	0.04-**0.07**-0.08	0.04-**0.07**-0.08	0.05-**0.07**-0.09	0.05-**0.08**-0.10
		低合金钢	SCM,SNCM	180	L	ACP300	100-**140**-180	0.05-**0.06**-0.09	0.05-**0.06**-0.09	0.05-**0.06**-0.10	0.05-**0.07**-0.11
			SCM,SNCM 淬火	275	G	ACP100	100-**170**-240	0.04-**0.06**-0.09	0.04-**0.06**-0.09	0.04-**0.06**-0.09	0.05-**0.07**-0.10
			SCM,SNCM 淬火	300	G	ACP100	90-**150**-210	0.04-**0.06**-0.09	0.04-**0.06**-0.09	0.04-**0.06**-0.09	0.05-**0.07**-0.10
			SCM,SNCM 淬火	350	G	ACP100	75-**120**-165	0.04-**0.06**-0.09	0.04-**0.06**-0.09	0.04-**0.06**-0.09	0.05-**0.07**-0.10
		高合金钢	SKD,SKT,SKH	200	G	ACP100	120-**180**-240	0.05-**0.08**-0.12	0.06-**0.09**-0.12	0.06-**0.09**-0.13	0.07-**0.10**-0.14
			SKD,SKT,SKH 淬火	325	G	ACP100	100-**140**-180	0.04-**0.06**-0.09	0.04-**0.06**-0.09	0.04-**0.06**-0.09	0.04-**0.06**-0.09
	M	不锈钢	SUS403及其他 (马氏体/ 铁素体)	200	M	ACM300	100-**140**-180	0.05-**0.09**-0.11	0.05-**0.09**-0.11	0.06-**0.09**-0.12	0.06-**0.10**-0.14
			SUS403及其他 马氏体(淬火)	240	M	ACM300	90-**120**-150	0.05-**0.09**-0.11	0.05-**0.09**-0.11	0.06-**0.09**-0.12	0.06-**0.10**-0.14
			SUS304,SUS316 奥氏体	180	M	ACM300	100-**140**-180	0.05-**0.09**-0.11	0.05-**0.09**-0.11	0.06-**0.09**-0.12	0.06-**0.10**-0.14
	K	铸铁			H	ACK300	120-**160**-200	0.08-**0.15**-0.21	0.09-**0.17**-0.23	0.09-**0.18**-0.25	0.11-**0.20**-0.28
		球墨铸铁			H	ACK300	90-**120**-150	0.08-**0.15**-0.21	0.09-**0.17**-0.23	0.09-**0.18**-0.25	0.11-**0.20**-0.28
	S	难削材(耐热合金，超合金，钛合金 etc.)		200	G	ACP300	25- **50**- 70	0.05-**0.09**-0.11	0.05-**0.09**-0.11	0.06-**0.09**-0.12	0.06-**0.10**-0.14
	N	铝合金			G	DL1500	200-**260**-320	0.05-**0.10**-0.15	0.05-**0.10**-0.15	0.06-**0.11**-0.16	0.06-**0.12**-0.18
		铜合金			G	DL1500	180-**230**-280	0.05-**0.10**-0.15	0.05-**0.10**-0.15	0.06-**0.11**-0.16	0.06-**0.12**-0.18

P类、K类的第一推荐刀片材质为ACP300、ACK300时，第二推荐刀片材质为ACP100。
此时的推荐切削条件：切削速度vc为上表的130%、进给量fz请以75%为参考标准。

TCS型

碳素钢,合金钢~0.28% | 碳素钢,合金钢0.29%~ | 调质钢 | 高硬度钢~45 HRC | 不锈钢 | 钛合金 | 耐热钢 | 铸铁 | 球墨铸铁 | 铜合金

非涂层 硬质合金 | 涂层 硬质合金 | 2D | 机夹式

Fig 1

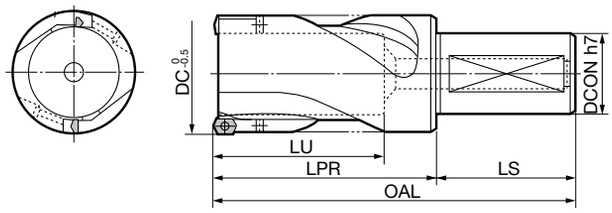

刀杆

尺寸(mm)

刃径 DC	库存	型　号	有效长度 LU	悬伸量 LPR	全长 OAL	刀杆 LS	柄径 DCON	Fig
50～65		**TCS 050～065**	115～145	140～180	205～245	65	40	1
66～80		**066～080**	145～175	180～215	245～280	65	40	1
81～85		**081～085**	175～185	215～230	290～305	75	50	1
86～95		**086～095**	185～205	230～255	305～330	75	50	1
96～105		**096～105**	205～225	255～280	330～355	75	50	1
106～110		**106～110**	225～235	280～290	355～365	75	50	1

除上述尺寸外，DC＝200mm以下均可制作。
订货时，请注明各部分尺寸及装夹部形状等。

刀片

尺寸(mm)

材质分类		涂层	硬质合金
适用加工	高速·轻切削		
	通用切削		P
	粗切削		

型　号	AC325	A30N	适用刀杆	Fig
WPG 10R			外刃用	1
10L			内刃用	1

Fig 1

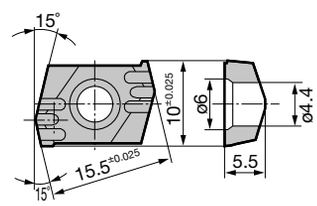

本图表示WPG10R

零件

适用刀杆	单元 库存	单元 外刃用	沉头螺钉	安装螺钉	单元 库存	单元 内刃用	沉头螺钉	轴向调整用螺栓	刀片用平头螺钉		扳手
		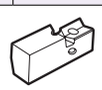				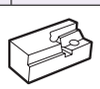				N·m	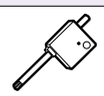
TCS 050～055		TU050055K1	BX 0408	BT 0306		TU050055K2	BX 0408	AJM4FT	BFTX 0409N	3.0	TRX 15
TCS 056～065		TU055065K1	BX 0410	BT 0306		TU055065K2	BX 0410	AJM4FT	BFTX 0409N	3.0	TRX 15
TCS 066～075		TU065075K1	BX 0414	BT 0306		TU065075K2	BX 0414	AJM4FT	BFTX 0409N	3.0	TRX 15
TCS 076～085		TU075085K1	BX 0418	BT 0306		TU075085K2	BX 0418	AJM4FT	BFTX 0409N	3.0	TRX 15
TCS 086～095		TU085095K1	BX 0418	BT 0306		TU085105K2	BX 0425	AJM4FT	BFTX 0409N	3.0	TRX 15
TCS 096～105		TU095105K1	BX 0425	BT 0306		TU085105K2	BX 0425	AJM4FT	BFTX 0409N	3.0	TRX 15
TCS 106～115		TU105135K1	BX 0430	BT 0306		TU105125K2	BX 0425	AJM4FT	BFTX 0409N	3.0	TRX 15

核心钻头的推荐切削条件

(vc：切削速度 m/min　f：进给量 mm/rev)

刃径 DC(mm)	切削条件	软钢 合金钢 (320HB以下)	软钢 合金钢 一般钢 (250HB以下)	模具钢 (250HB)	球墨铸铁	铸铁
ø110	vc	70 - **90** - 110	90 - **110** - 130	50 - **70** - 80	100 - **120** - 140	100 - **120** - 140
	f	0.05 - **0.1** - 0.15	0.05 - **0.1** - 0.15	0.05 - **0.1** - 0.15	0.1 - **0.15** - 0.2	0.15 - **0.2** - 0.25

下限值- **推荐值**- 上限值

N·m 推荐锁紧扭力(N·m)

MEMO

SSR型

■ 特长

●凭借优异的刀尖品质和弱右螺旋沟槽，实现高效率、高精度孔加工

●通过铰刀专用涂层，实现稳定且长寿命的加工

●孔径稳定

・通过倒锥度优化，降低摩擦阻力，在切削时完成精加工，因此孔径稳定

SSR型



以往产品A

●切屑排出顺畅

・采用弱右螺旋沟槽，实现兼备锋利性和刀尖强度的均衡设计

被 削 材: S50C切屑
使用刀具: 刃径ø8mm
切削条件: vc=120m/min f=1.2mm/rev
ap=0.1mm



被 削 材: S50C切屑
使用刀具: 刃径ø8mm
切削条件: vc=20m/min f=0.09mm/rev
ap=0.1mm

●高精度孔加工

・凭借无微小崩口的优异刀尖品质，实现良好的孔表面品质

●稳定长寿命 铰刀专用涂层

・高品质、高硬度、高强度膜，实现了优异的耐磨损性、耐热性！

●各用途冷却液机构

盲孔用(中心冷却)

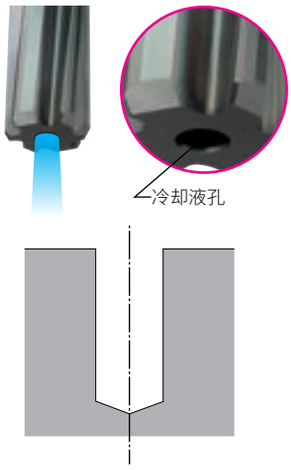

通孔用

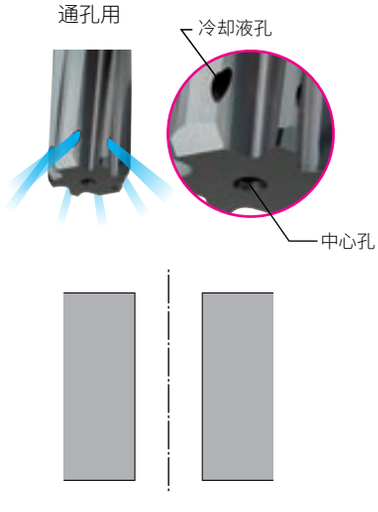

不妨碍切屑排出的独特冷却液供给机构

(通孔用)



从后刀面侧通过孔内壁向刃尖供给冷却液不妨碍切屑排出，实现顺畅的切屑排出

■ 切削性能

●加工效率比较

实现加工效率比60倍以上
将1小时的加工缩短为1分钟

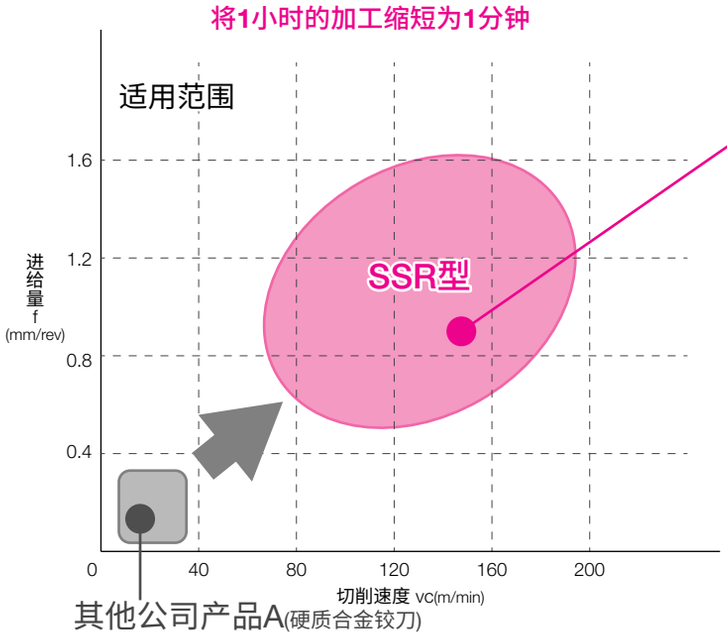

●加工精度

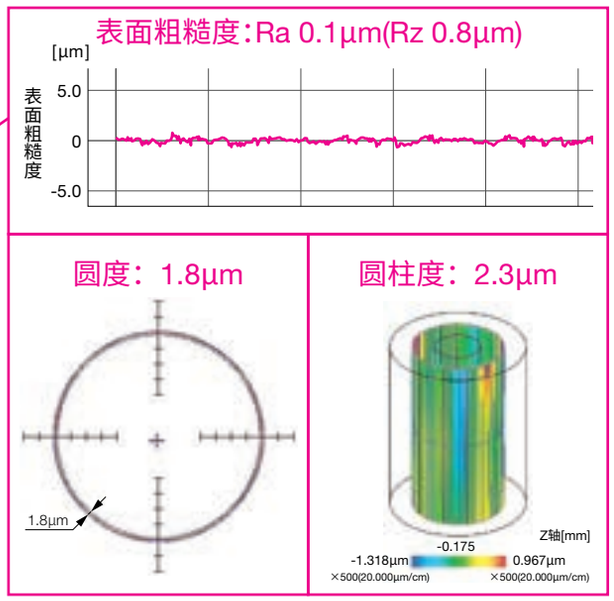

●寿命比较

孔径变化趋势	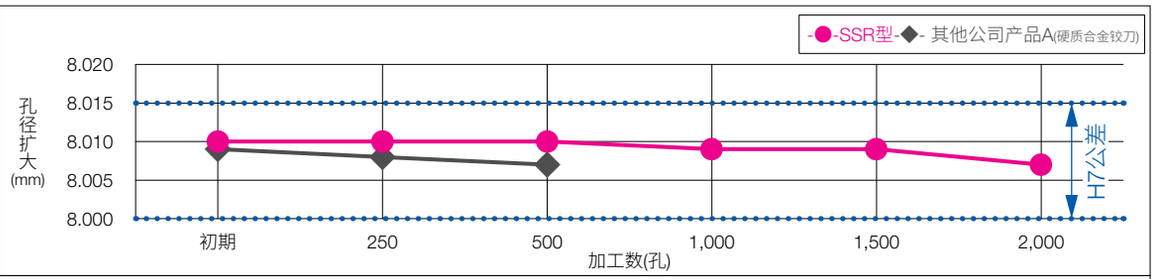
表面粗糙度变化趋势 (Ra)	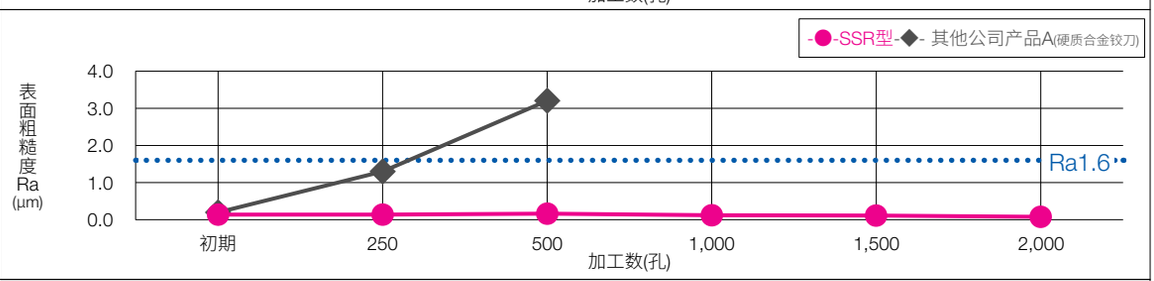
刃尖损伤	SSR型 2,000孔加工时 **还可以继续使用** 其他公司产品A(硬质合金铰刀)  500孔加工时 **刃带部磨损大**

使用设备: BT30(内冷式)　被削材: S50C　使用刀具: SSR08000H7S(ø8mmH7公差孔用 H=16mm)
切削条件: SSR型　vc=150m/min　f=0.90mm/rev　vf=5,374mm/min　ap=0.1mm(切深/半径)
其他公司产品A　vc=15m/min　f=0.15mm/rev　vf=89.6mm/min　ap=0.1mm(切深/半径)

SSR型 H7公差孔用(通孔用)

碳素钢、合金钢 ~0.28% | 碳素钢、合金钢 0.29%~ | 调质钢 | 高硬度钢 ~45 HRC | 铸铁 | 球墨铸铁

PVD 涂层 | 有油孔

※h6公差参照N36 H7公差参照N37

Fig 1

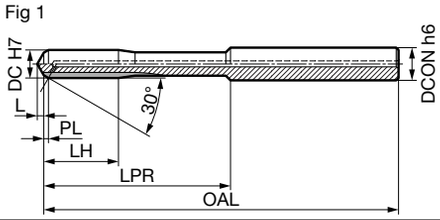

Fig 2

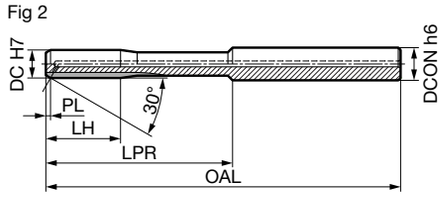

刀体　刃径ø3.0～12.0mm

尺寸(mm)

刃径 DC	刃径公差	库存	型　号	全长 OAL	刀杆直径 DCON	刀头长 LPR	刃长 LH	切入长度 PL	前端 L	刃数	Fig
3.0	+0.008 +0.004	●	**SSR 03000H7T**	68	4	40	12	0.5	0.7	4	1
3.5	+0.010 +0.005	●	**SSR 03500H7T**	68	4	40	12	0.5	0.9	4	1
4.0		●	**04000H7T**	76	5	40	12	0.5	1.0	4	1
4.5		●	**04500H7T**	76	5	40	12	0.5	1.2	4	1
5.0		●	**05000H7T**	76	6	40	12	0.5	1.3	4	1
5.5		●	**05500H7T**	76	6	40	12	0.5	1.5	4	1
6.0		●	**06000H7T**	76	7	40	16	1.0	—	4	2
6.5	+0.012 +0.006	●	**SSR 06500H7T**	76	7	40	16	1.0	—	4	2
7.0		●	**07000H7T**	101	8	65	16	1.0	—	6	2
7.5		●	**07500H7T**	101	8	65	16	1.0	—	6	2
8.0		●	**08000H7T**	101	9	65	19	1.0	—	6	2
8.5		●	**08500H7T**	101	9	65	19	1.0	—	6	2
9.0		●	**09000H7T**	101	10	65	19	1.0	—	6	2
9.5		●	**09500H7T**	101	10	65	19	1.0	—	6	2
10.0		●	**10000H7T**	130	11	85	22	1.0	—	6	2
10.5	+0.015 +0.008	●	**SSR 10500H7T**	130	11	85	22	1.0	—	6	2
11.0		●	**11000H7T**	130	12	85	22	1.0	—	6	2
11.5		●	**11500H7T**	130	12	85	22	1.0	—	6	2
12.0		●	**12000H7T**	130	13	85	22	1.0	—	6	2

材质 ACR40

推荐切削条件 J156

型号的称呼方法

SSR 型号记号　**03500** 刃径　**H7T** 加工孔公差 通孔用

SSR型 H7公差孔用(盲孔用)

碳素钢,合金钢 ~0.28% | 碳素钢,合金钢 0.29%~ | 调质钢 | 高硬度钢 ~45 HRC | 铸铁 | 球墨铸铁

PVD 涂层 | 有油孔

※h6公差参照N36 H7公差参照N37

Fig 1

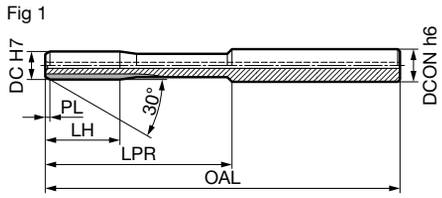

刀体　刃径ø3.0～12.0mm

尺寸(mm)

刃径 DC	刃径公差	库存	型　号	全长 OAL	刀杆直径 DCON	刀头长 LPR	刃长 LH	切入长度 PL	刃数	Fig
3.0	+0.008 +0.004	●	SSR 03000H7S	68	4	40	12	0.5	4	1
3.5	+0.010 +0.005	●	SSR 03500H7S	68	4	40	12	0.5	4	1
4.0		●	04000H7S	76	5	40	12	0.5	4	1
4.5		●	04500H7S	76	5	40	12	0.5	4	1
5.0		●	05000H7S	76	6	40	12	0.5	4	1
5.5		●	05500H7S	76	6	40	12	0.5	4	1
6.0		●	06000H7S	76	7	40	16	1.0	4	1
6.5	+0.012 +0.006	●	SSR 06500H7S	76	7	40	16	1.0	4	1
7.0		●	07000H7S	101	8	65	16	1.0	6	1
7.5		●	07500H7S	101	8	65	16	1.0	6	1
8.0		●	08000H7S	101	9	65	19	1.0	6	1
8.5		●	08500H7S	101	9	65	19	1.0	6	1
9.0		●	09000H7S	101	10	65	19	1.0	6	1
9.5		●	09500H7S	101	10	65	19	1.0	6	1
10.0		●	10000H7S	130	11	85	22	1.0	6	1
10.5	+0.015 +0.008	●	SSR 10500H7S	130	11	85	22	1.0	6	1
11.0		●	11000H7S	130	12	85	22	1.0	6	1
11.5		●	11500H7S	130	12	85	22	1.0	6	1
12.0		●	12000H7S	130	13	85	22	1.0	6	1

材质 ACR40

推荐切削条件 ☞ J156

型号的称呼方法

SSR 型号记号　**03500** 刃径　**H7S** 加工孔公差 盲孔用

SSR型 (通孔用)

碳素钢、合金钢 ~0.28% | 碳素钢、合金钢 0.29%~ | 调质钢 | 高硬度钢 ~45 HRC | 铸铁 | 球墨铸铁

PVD 涂层 | 有油孔

※h6公差参照N36

Fig 1

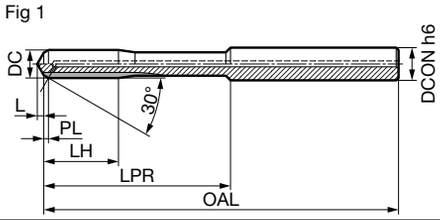

Fig 2

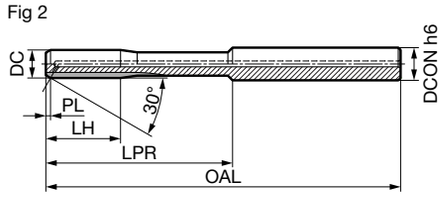

刀体　刃径ø2.97～8.99mm

尺寸(mm)

刃径 DC	刃径公差	库存	型　号	全长 OAL	柄径 DCON	刀头长 LPR	刃长 LH	切入长度 PL	前端 L	刃数	Fig
2.97	+0.005 0	●	SSR 02970JT	68	4	40	12	0.5	0.7	4	1
2.98		●	02980JT	68	4	40	12	0.5	0.7	4	1
2.99		●	02990JT	68	4	40	12	0.5	0.7	4	1
3.00	+0.005 0	●	SSR 03000JT	68	4	40	12	0.5	0.7	4	1
3.01		●	03010JT	68	4	40	12	0.5	0.8	4	1
3.02		●	03020JT	68	4	40	12	0.5	0.8	4	1
3.03		●	03030JT	68	4	40	12	0.5	0.8	4	1
3.97		●	03970JT	76	5	40	12	0.5	1.0	4	1
3.98		●	03980JT	76	5	40	12	0.5	1.0	4	1
3.99		●	03990JT	76	5	40	12	0.5	1.0	4	1
4.00	+0.005 0	●	SSR 04000JT	76	5	40	12	0.5	1.0	4	1
4.01		●	04010JT	76	5	40	12	0.5	1.0	4	1
4.02		●	04020JT	76	5	40	12	0.5	1.0	4	1
4.03		●	04030JT	76	5	40	12	0.5	1.0	4	1
4.97		●	04970JT	76	6	40	12	0.5	1.3	4	1
4.98		●	04980JT	76	6	40	12	0.5	1.3	4	1
4.99		●	04990JT	76	6	40	12	0.5	1.3	4	1
5.00	+0.005 0	●	SSR 05000JT	76	6	40	12	0.5	1.3	4	1
5.01		●	05010JT	76	6	40	12	0.5	1.3	4	1
5.02		●	05020JT	76	6	40	12	0.5	1.3	4	1
5.03		●	05030JT	76	6	40	12	0.5	1.3	4	1
5.97		●	05970JT	76	7	40	16	1.0	—	4	2
5.98		●	05980JT	76	7	40	16	1.0	—	4	2
5.99		●	05990JT	76	7	40	16	1.0	—	4	2
6.00	+0.005 0	●	SSR 06000JT	76	7	40	16	1.0	—	4	2
6.01		●	06010JT	76	7	40	16	1.0	—	4	2
6.02		●	06020JT	76	7	40	16	1.0	—	4	2
6.03		●	06030JT	76	7	40	16	1.0	—	4	2
6.97		●	06970JT	101	8	65	16	1.0	—	6	2
6.98		●	06980JT	101	8	65	16	1.0	—	6	2
6.99		●	06990JT	101	8	65	16	1.0	—	6	2
7.00	+0.005 0	●	SSR 07000JT	101	8	65	16	1.0	—	6	2
7.01		●	07010JT	101	8	65	16	1.0	—	6	2
7.02		●	07020JT	101	8	65	16	1.0	—	6	2
7.03		●	07030JT	101	8	65	16	1.0	—	6	2
7.97		●	07970JT	101	9	65	19	1.0	—	6	2
7.98		●	07980JT	101	9	65	19	1.0	—	6	2
7.99		●	07990JT	101	9	65	19	1.0	—	6	2
8.00	+0.005 0	●	SSR 08000JT	101	9	65	19	1.0	—	6	2
8.01		●	08010JT	101	9	65	19	1.0	—	6	2
8.02		●	08020JT	101	9	65	19	1.0	—	6	2
8.03		●	08030JT	101	9	65	19	1.0	—	6	2
8.97		●	08970JT	101	10	65	19	1.0	—	6	2
8.98		●	08980JT	101	10	65	19	1.0	—	6	2
8.99		●	08990JT	101	10	65	19	1.0	—	6	2

材质 ACR40

推荐切削条件 J156

刀体　刃径ø9.00～12.00mm

尺寸(mm)

刃径 DC	刃径公差	库存	型　号	全长 OAL	柄径 DCON	刀头长 LPR	刃长 LH	切入长度 PL	前端 L	刃数	Fig
9.00	+0.005 0	●	SSR 09000JT	101	10	65	19	1.0	—	6	2
9.01		●	09010JT	101	10	65	19	1.0	—	6	2
9.02		●	09020JT	101	10	65	19	1.0	—	6	2
9.03		●	09030JT	101	10	65	19	1.0	—	6	2
9.97		●	09970JT	130	11	85	22	1.0	—	6	2
9.98		●	09980JT	130	11	85	22	1.0	—	6	2
9.99		●	09990JT	130	11	85	22	1.0	—	6	2
10.00	+0.005 0	●	SSR 10000JT	130	11	85	22	1.0	—	6	2
10.01		●	10010JT	130	11	85	22	1.0	—	6	2
10.02		●	10020JT	130	11	85	22	1.0	—	6	2
10.03		●	10030JT	130	11	85	22	1.0	—	6	2
10.97		●	10970JT	130	12	85	22	1.0	—	6	2
10.98		●	10980JT	130	12	85	22	1.0	—	6	2
10.99		●	10990JT	130	12	85	22	1.0	—	6	2
11.00	+0.005 0	●	SSR 11000JT	130	12	85	22	1.0	—	6	2
11.01		●	11010JT	130	12	85	22	1.0	—	6	2
11.02		●	11020JT	130	12	85	22	1.0	—	6	2
11.03		●	11030JT	130	12	85	22	1.0	—	6	2
11.97		●	11970JT	130	13	85	22	1.0	—	6	2
11.98		●	11980JT	130	13	85	22	1.0	—	6	2
11.99		●	11990JT	130	13	85	22	1.0	—	6	2
12.00		●	12000JT	130	13	85	22	1.0	—	6	2

材质 ACR40

推荐切削条件 J156

型号的称呼方法

SSR 型号记号　**03000** 刃径　**JT** 通孔用

SSR型 (盲孔用)

碳素钢,合金钢 ~0.28% | 碳素钢,合金钢 0.29%~ | 调质钢 | 高硬度钢 ~45 HRC | 铸铁 | 球墨铸铁

PVD 涂层 | 有油孔

※h6公差参照N36

Fig 1

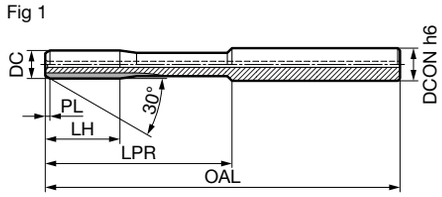

刀体 刃径ø2.97～8.99mm

尺寸(mm)

刃径 DC	刃径公差	库存	型号	全长 OAL	柄径 DCON	刀头长 LPR	刃长 LH	切入长度 PL	刃数	Fig
2.97	+0.005 0	●	SSR 02970JS	68	4	40	12	0.5	4	1
2.98		●	02980JS	68	4	40	12	0.5	4	1
2.99		●	02990JS	68	4	40	12	0.5	4	1
3.00	+0.005 0	●	SSR 03000JS	68	4	40	12	0.5	4	1
3.01		●	03010JS	68	4	40	12	0.5	4	1
3.02		●	03020JS	68	4	40	12	0.5	4	1
3.03		●	03030JS	68	4	40	12	0.5	4	1
3.97		●	03970JS	76	5	40	12	0.5	4	1
3.98		●	03980JS	76	5	40	12	0.5	4	1
3.99		●	03990JS	76	5	40	12	0.5	4	1
4.00	+0.005 0	●	SSR 04000JS	76	5	40	12	0.5	4	1
4.01		●	04010JS	76	5	40	12	0.5	4	1
4.02		●	04020JS	76	5	40	12	0.5	4	1
4.03		●	04030JS	76	5	40	12	0.5	4	1
4.97		●	04970JS	76	6	40	12	0.5	4	1
4.98		●	04980JS	76	6	40	12	0.5	4	1
4.99		●	04990JS	76	6	40	12	0.5	4	1
5.00	+0.005 0	●	SSR 05000JS	76	6	40	12	0.5	4	1
5.01		●	05010JS	76	6	40	12	0.5	4	1
5.02		●	05020JS	76	6	40	12	0.5	4	1
5.03		●	05030JS	76	6	40	12	0.5	4	1
5.97		●	05970JS	76	7	40	16	1.0	4	1
5.98		●	05980JS	76	7	40	16	1.0	4	1
5.99		●	05990JS	76	7	40	16	1.0	4	1
6.00	+0.005 0	●	SSR 06000JS	76	7	40	16	1.0	4	1
6.01		●	06010JS	76	7	40	16	1.0	4	1
6.02		●	06020JS	76	7	40	16	1.0	4	1
6.03		●	06030JS	76	7	40	16	1.0	4	1
6.97		●	06970JS	101	8	65	16	1.0	6	1
6.98		●	06980JS	101	8	65	16	1.0	6	1
6.99		●	06990JS	101	8	65	16	1.0	6	1
7.00	+0.005 0	●	SSR 07000JS	101	8	65	16	1.0	6	1
7.01		●	07010JS	101	8	65	16	1.0	6	1
7.02		●	07020JS	101	8	65	16	1.0	6	1
7.03		●	07030JS	101	8	65	16	1.0	6	1
7.97		●	07970JS	101	9	65	19	1.0	6	1
7.98		●	07980JS	101	9	65	19	1.0	6	1
7.99		●	07990JS	101	9	65	19	1.0	6	1
8.00	+0.005 0	●	SSR 08000JS	101	9	65	19	1.0	6	1
8.01		●	08010JS	101	9	65	19	1.0	6	1
8.02		●	08020JS	101	9	65	19	1.0	6	1
8.03		●	08030JS	101	9	65	19	1.0	6	1
8.97		●	08970JS	101	10	65	19	1.0	6	1
8.98		●	08980JS	101	10	65	19	1.0	6	1
8.99		●	08990JS	101	10	65	19	1.0	6	1

材质 ACR40

推荐切削条件 ☞ J156

刀体 刃径ø9.00～12.00mm

尺寸(mm)

刃径 DC	刃径公差	库存	型号	全长 OAL	柄径 DCON	刀头长 LPR	刃长 LH	切入长度 PL	刃数	Fig
9.00	+0.005 0	●	SSR 09000JS	101	10	65	19	1.0	6	1
9.01		●	09010JS	101	10	65	19	1.0	6	1
9.02		●	09020JS	101	10	65	19	1.0	6	1
9.03		●	09030JS	101	10	65	19	1.0	6	1
9.97		●	09970JS	130	11	85	22	1.0	6	1
9.98		●	09980JS	130	11	85	22	1.0	6	1
9.99		●	09990JS	130	11	85	22	1.0	6	1
10.00	+0.005 0	●	SSR 10000JS	130	11	85	22	1.0	6	1
10.01		●	10010JS	130	11	85	22	1.0	6	1
10.02		●	10020JS	130	11	85	22	1.0	6	1
10.03		●	10030JS	130	11	85	22	1.0	6	1
10.97		●	10970JS	130	12	85	22	1.0	6	1
10.98		●	10980JS	130	12	85	22	1.0	6	1
10.99		●	10990JS	130	12	85	22	1.0	6	1
11.00	+0.005 0	●	SSR 11000JS	130	12	85	22	1.0	6	1
11.01		●	11010JS	130	12	85	22	1.0	6	1
11.02		●	11020JS	130	12	85	22	1.0	6	1
11.03		●	11030JS	130	12	85	22	1.0	6	1
11.97		●	11970JS	130	13	85	22	1.0	6	1
11.98		●	11980JS	130	13	85	22	1.0	6	1
11.99		●	11990JS	130	13	85	22	1.0	6	1
12.00		●	12000JS	130	13	85	22	1.0	6	1

材质 ACR40

推荐切削条件 ☞ J156

型号的称呼方法

SSR 型号记号 | **03000** 刃径 | **JS** 盲孔用

■推荐切削条件

被削材		机械结构用碳素钢 机械结构用合金钢 一般结构用钢		铸铁		球墨铸铁		高硬度钢 ～45HRC		切深 ap (mm/半径)
切削速度		80～180m/min		60～140m/min		60～180m/min		20～60m/min		
刃径 DC (mm)	刃数	转速 (min^{-1})	进给量 (mm/rev)	转速 (min^{-1})	进给量 (mm/rev)	转速 (min^{-1})	进给量 (mm/rev)	转速 (min^{-1})	进给量 (mm/rev)	
ø3	4	8,400-19,100	0.5-0.8	6,300-14,800	0.5-0.8	6,300-19,100	0.5-0.8	2,100-6,300	0.12-0.3	0.05-0.075
ø4	4	6,300-14,300	0.5-1.0	4,700-11,100	0.5-1.0	4,700-14,300	0.5-1.0	1,500-4,700	0.16-0.3	
ø5	4	5,000-11,400	0.6-1.0	3,800-8,900	0.6-1.0	3,800-11,400	0.6-1.0	1,200-3,800	0.16-0.4	
ø6	4	4,200-9,500	0.6-1.0	3,100-7,400	0.6-1.0	3,100-9,500	0.6-1.0	1,000-3,100	0.2-0.4	
ø7	6	3,600-8,100	0.6-1.8	2,700-6,300	0.6-1.8	2,700-8,100	0.6-1.8	900-2,700	0.25-0.6	0.05-0.10
ø8	6	3,100-7,100	0.6-1.8	2,300-5,500	0.6-1.8	2,300-7,100	0.6-1.8	800-2,300	0.25-0.6	
ø9	6	2,800-6,300	0.6-1.8	2,100-4,900	0.6-1.8	2,100-6,300	0.6-1.8	700-2,100	0.3-0.6	
ø10	6	2,500-5,700	0.6-1.8	1,900-4,400	0.6-1.8	1,900-5,700	0.6-1.8	630-1,900	0.3-0.6	
ø11	6	2,300-5,200	0.6-2.0	1,700-4,000	0.6-2.0	1,700-5,200	0.6-2.0	570-1,700	0.3-0.8	0.10-0.15
ø12	6	2,100-4,700	0.6-2.0	1,500-3,700	0.6-2.0	1,500-4.700	0.6-2.0	530-1,500	0.3-0.8	

1. 上述推荐条件表为使用水溶性切削油剂时的值。
2. 请对切刃加注充足的水溶性切削液。
3. 有断续加工时，请将断续部的进给量减小约30%。
4.也可在外部供油条件下使用，但切屑处理性可能会降低。
5. 使用油性切削液及油性MQL进行加工时请在低速侧使用。

■使用上的注意

●跳动

在跳动严重的状态下进行加工时，会给孔精度、刀具寿命产生不良影响。
请使用精度良好的刀杆及弹簧卡头等进行夹持，尽可能使刃尖的跳动接近于零。(至少需控制在10μm以下。)
刀杆推荐使用液压夹头、热压配合和带切刃跳动调整机构的刀杆。

●适用孔形状



通孔　　盲孔

※不带底刃，因此无法进行底面的精加工。

●冷却液

推荐内冷式。
考虑到切屑排出性，冷却液压力推荐设为1.5MPa以上。
在外部供油条件下使用时，切屑排出性能可能会降低，导致加工面品质恶化。

●冲裁孔

加工与通孔连接的盲孔时，请使用通孔用刀具。(不可使用盲孔用刀具)
另外，此时请确认切屑的排出性能没有问题。

不可使用盲孔用刀具

■ 加工的问题和对策

问题	对　策
加工孔径扩大	・极力减小切刃跳动。 (使用液压夹头、热压配合和带切刃跳动调整机构的刀杆) ・降低切削速度。 ・提高进给量。 ・减少加工余量。 ・确认刀尖损伤。 ・变更刃径。 ・提高切削液浓度。
孔为锥体形状	・极力减小切刃跳动。 (使用液压夹头、热压配合和带切刃跳动调整机构的刀杆) ・降低切削速度。 ・降低进给量。 ・改善前加工。(与底孔之间的偏芯) ・改善工件装夹状况。 ・比较工件装夹时和未夹装夹的孔径。 ・改善切屑的排出。(提高冷却液喷出压力) ・调整切削液浓度。
加工面出现 振动痕迹	・极力减小切刃跳动。 (使用液压夹头、热压配合和带切刃跳动调整机构的刀杆) ・降低切削速度。 ・提高进给量。 ・改善工件的装夹状况。 ・通过非标设计变更刀尖咬合角度。
精加工面粗糙度不好	・极力减小切刃跳动。 (使用液压夹头、热压配合和带切刃跳动调整机构的刀杆) ・提高切削速度 ・确认刀尖损伤。 ・确认切削条件是否在推荐范围内。 ・提高切削液浓度。

问题	对　策
带返回痕迹	・极力减小切刃跳动。 (使用液压夹头、热压配合和带切刃跳动调整机构的刀杆) ・确认刀尖损伤。 ・减少加工余量。 ・降低加工后的返回速度。
发出异常切削噪音	・确认刀尖损伤。 ・增加加工余量。 ・降低切削液浓度。 ・通过非标设计变更刀尖咬合角度。
加工径变小	・提高切削速度 ・降低进给量。 ・确认刀尖损伤。 ・增加加工余量。 ・降低切削液浓度。

■ 使用实例

钢 S45C 汽车零件

卧式M/C

要求精度
孔径:ø7 $^{+0.020}_{0}$
(加工孔深度:23mm)
表面粗糙度:Ra1.0μm

	本公司产品	其他公司产品
刃径(mm)	7	7
刃数	6	3
vc(m/min)	110	50
f (mm/rev)	0.55	0.36
vf(mm/min)	2,752	819
ap(mm)	0.05	0.15
冷却液	Wet	Wet
结果	实现加工效率3倍以上、寿命4倍	

铸铁 FCV420 油压零件

立式M/C

要求精度
孔径:ø11 $^{+0.018}_{0}$
(加工孔深度:15mm)
表面粗糙度:Ra1.6μm

	本公司产品	其他公司产品
刃径(mm)	11	11
刃数	6	6
vc(m/min)	110	15
f (mm/rev)	0.66	0.12
vf(mm/min)	2,101	52
ap(mm)	0.1	0.1
冷却液	Wet	Wet
结果	实现加工效率40倍以上、寿命2.3倍 将生产节拍从17.3秒缩短至0.4秒	

钢 S45C 汽车零件

NC车床

要求精度
孔径:ø5.5 $^{+0.030}_{0}$
(加工孔深度:35mm)
表面粗糙度:Rz6.3μm

	本公司产品	其他公司产品
刃径(mm)	5.5	5.5
刃数	4	4
vc(m/min)	90	90
f (mm/rev)	1.0	1.0
vf(mm/min)	5,211	5,211
ap(mm)	0.1	0.1
冷却液	Wet	Wet
结果	实现2倍寿命	

钢 SCM440(45HRC) 汽车零件

NC车床

要求精度
孔径:ø8 $^{+0.030}_{0}$
(加工孔深度:33mm)
表面粗糙度:Ra1.6μm

	本公司产品	其他公司产品
刃径(mm)	8	8
刃数	6	6
vc(m/min)	40	20
f (mm/rev)	0.14	0.09
vf(mm/min)	223	72
ap(mm)	0.15	0.15
冷却液	Wet	Wet
结果	实现加工效率3倍以上、寿命2.9倍	

*刃径ø12mm以上的尺寸请使用SumiReamer SR型。

【SumiReamer SSR型 非标设计咨询表】

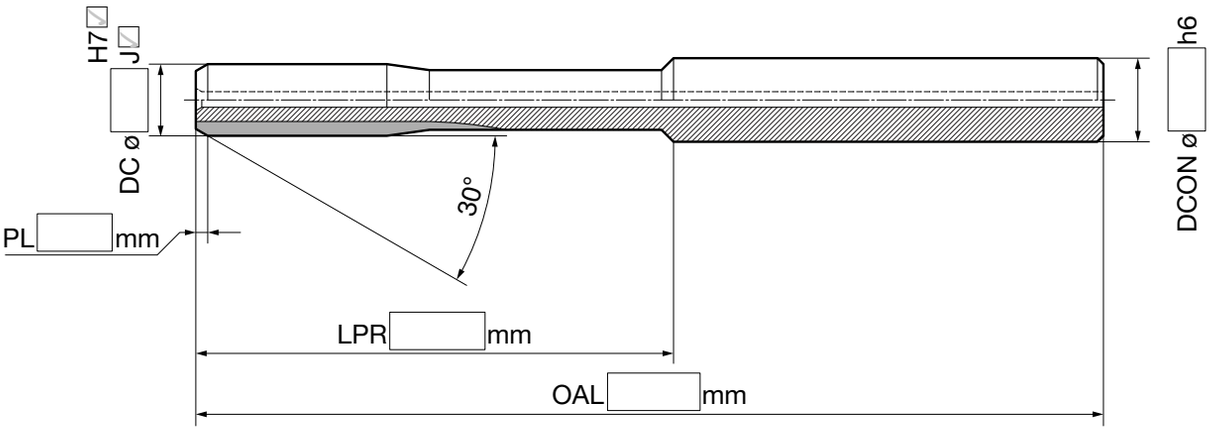

■ 设备信息

制造商	:	
类型	:	☑MC ☑NC车床 ☑复合加工机
刀杆	:	☑BT ☑HSK ☑其他
冷却液	:	☑水溶性 ☑油性 ☑MQL
供油方法	:	☑内冷式 ☑外冷式

■ 工件信息

附件名	:	
被削材	:	
被削材硬度	:	
孔种类	:	☑通孔 ☑盲孔
断续	:	☑有 ☑无
孔深	:	

■ 工件形状

■ 要求精度

孔径公差	:	
表面粗糙度	:	
圆度	:	
圆柱度	:	
其他	:	

■ 现有刀具

刃数	:	
切削条件	:	vc= m/min f= mm/rev ap= mm
刀具寿命	:	
寿命判定基准	:	

填写所需的尺寸等信息后，请与附近的本公司营业所或销售代理店联系。

如果有其他要求，也尽管咨询。

公司名称／联络方式

■ 备注

MEMO

SR型

■ 特长

●通过高速、高进给，实现了高效率!!

(vc=50～500m/min、f=0.4～1.2mm/rev)

- 因切削条件设定范围大，可粗略设定切削条件和冷却液
- 通过必要最小限度的刃口长度设计，抑制了啃咬、毛边等的发生，提高品质
- 通过更换刀尖，提高品质和寿命，解决了再研磨产品寿命偏差的问题。
- 刃径ø11.9～ø140.6mm已系列化

●容易更换的插入型

●通过模块化式悬伸臂・刀柄和带切刃跳动调整机构刀杆的组合，悬伸量长度的自由度高



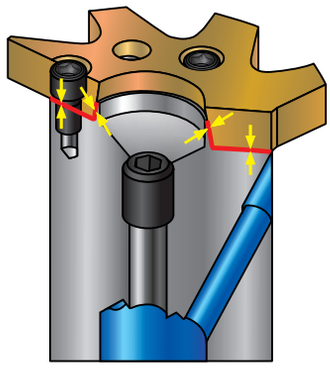

利用双面锁紧(HSK基础)锥度进行定位，
随机插入的反复位置精度在4μm以内

■ 使用实例

工件	气缸筒	连杆	滑动叉	前轴	带导向面的特型刀杆 控制阀
被削材质	FCD600	S55C锻造	S45C	S58C锻造	S55C锻造
刀杆型号 插入型号	**SRD19-12-115** SRG17.0H7-A01-T1212R1	**SRD36-25-170** SRG29.0H7-A01-F0512R1	**SRD19-12-115** SRG16.02Q+3-3-C01-F0512R1	**SRD29-20-240** SRL28.0H7-B01-F0512R1	**带导向面的特型刀杆** SRL14.0H7-B01-F0512R1
加工径 (mm)	ø17.0	ø29.0	ø16.02	ø28.0	ø14.0
孔径公差	H7	H7	H7	H7	H7
表面粗糙度 (μm)	Rz10.0	Ra0.8	Ra3.2	Ra3.2	Ra1.6
圆度 (μm)	5	2	—	5	5
圆柱度 (μm)	5	4	—	5	5
刃数(刃)	6	8	6	8	6
vc (m/min)	148	120	150	60	100
n (min^{-1})	2,772	1,318	2,982	682	2,230
fz (mm/t)	0.20	0.15	0.10	0.075	0.10
vf (m/min)	3,326	1,582	1,789	409	1,368
ap (mm)	0.10	0.15	0.15	0.15	0.15
Wet / Dry	Wet	Wet	Wet	Wet	Wet
寿命等	57.9m	30.52m	—	15.8m	—

■ SumiReamer SR型的组合

①

刀片

●SRG型(盲孔/通孔用) ☞J162

通用

●SRL型(通孔用)

注重切屑排出性能型

刃径:ø11.900～ø140.600mm

刀杆

●SRD型(通孔用) ☞J164

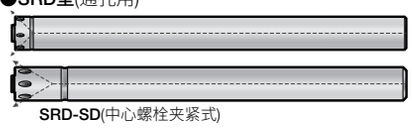

SRD-SD(中心螺栓夹紧式)

●SRB型 (盲孔用)



SRB-SD(中心螺栓夹紧式)

刃径适用范围: ø11.900～ø35.600mm

刀杆长度: 100～274mm

刀柄

●BT/A型



锥度尺寸:40～50

●HSK型

锥度尺寸:50～100

请使用市售的带切刃跳动调整机构的刀柄。

②

刀头

●SRKG型(通孔用) ☞J166

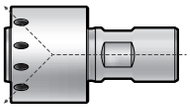

●SRKB型 (盲孔用)

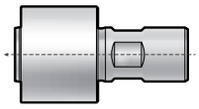

刃径适用范围:
ø35.601～ø140.600mm

刀头长度:30～60mm

刀杆

带切刃跳动调整机构

●SRA型 ☞J166

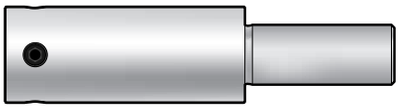

ZS(圆筒形刀柄)型 : ZS-20/25/32/40

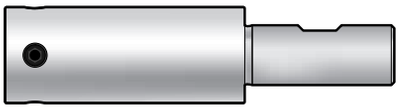

WD(Weldon刀柄)型 : WD-20/25/32/40

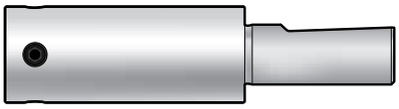

WN(Whistle Notch刀柄)型 : WN-20/25/32/40

刃径适用范围:ø35.601～ø140.600mm

刀杆长度:80～160mm

刀柄

●BT/A型



锥度尺寸:40～50

●HSK型

锥度尺寸:50～100

请使用市售的适用刀柄。

③

刀头

●SRKG型(通孔用) ☞J166

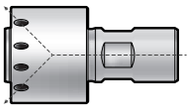

●SRKB型 (盲孔用)

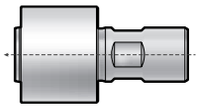

刃径适用范围:
ø35.601～ø140.600mm

刀头长度:30～60mm

刀杆

带切刃跳动调整机构

●SRA型 ☞J166



BM(测试模块刀柄)型 : BM-32/40/50/63

刃径适用范围:ø35.601～ø140.600mm

刀杆长度:55～160mm

⚠请确认尺寸

使用BM(测试模块)型时,请选择嵌合规格尺寸。

刀柄

●BT/A型 ☞J167

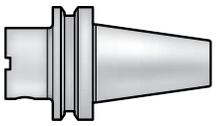

锥度尺寸:40～50

●HSK型

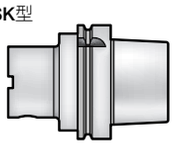

锥度尺寸:50～100

悬伸臂

☞J167

●B12型

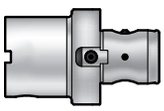

刀杆长度:45～75mm

●B13型

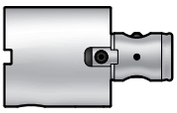

刀杆长度:35～180mm

可连接多个悬伸臂

加长悬伸量时,从刚性角度出发,建议减少悬伸臂的使用数量。

SumiReamer SR型用插入型

●SRG型 通用 直线槽：盲孔/通孔用

Fig 1

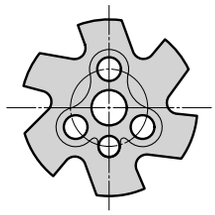

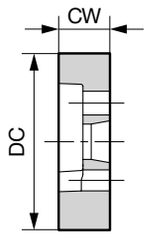

Fig 2

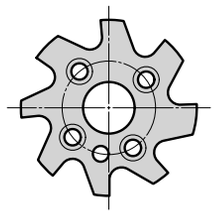

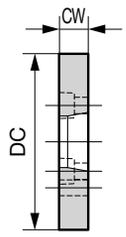

盲孔

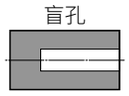

通孔

切屑排出示意图

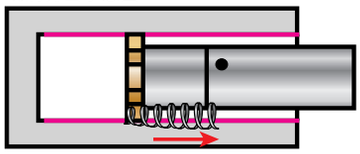

切屑向前排出

A01型

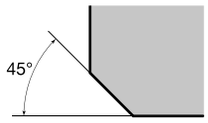

标准间距

C01型

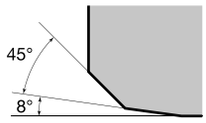

重视表面粗糙度

S02型

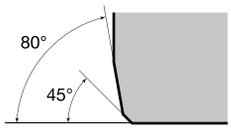

重视直线性

刀片(SRG型)

尺寸(mm)

刃径 DC	刃径公差	库存	型号(A01型) F05,T12	库存	型号(C01型) F05,T12	库存	型号(S02型) F05,T12	被削材孔径公差	CW	刃数	Fig
12.0	+0.017 +0.011	●	SRG 12.0H7-A01- □□□12R1	●	SRG 12.0H7-C01- □□□12R1	●	SRG 12.0H7-S02- □□□12R1	H7 +0.018 0	4.3	6	1
13.0		●	13.0H7-A01- □□□12R1	●	13.0H7-C01- □□□12R1	●	13.0H7-S02- □□□12R1		4.3	6	1
14.0		●	14.0H7-A01- □□□12R1	●	14.0H7-C01- □□□12R1	●	14.0H7-S02- □□□12R1		4.3	6	1
15.0		●	15.0H7-A01- □□□12R1	●	15.0H7-C01- □□□12R1	●	15.0H7-S02- □□□12R1		4.3	6	1
16.0		●	16.0H7-A01- □□□12R1	●	16.0H7-C01- □□□12R1	●	16.0H7-S02- □□□12R1		4.3	6	1
17.0		●	17.0H7-A01- □□□12R1	●	17.0H7-C01- □□□12R1	●	17.0H7-S02- □□□12R1		4.3	6	1
18.0		●	18.0H7-A01- □□□12R1	●	18.0H7-C01- □□□12R1	●	18.0H7-S02- □□□12R1		4.3	6	1
19.0	+0.019 +0.013	●	SRG 19.0H7-A01- □□□12R1	●	SRG 19.0H7-C01- □□□12R1	●	SRG 19.0H7-S02- □□□12R1	H7 +0.021 0	4.3	6	1
20.0		●	20.0H7-A01- □□□12R1	●	20.0H7-C01- □□□12R1	●	20.0H7-S02- □□□12R1		4.3	6	1
21.0		●	21.0H7-A01- □□□12R1	●	21.0H7-C01- □□□12R1	●	21.0H7-S02- □□□12R1		4.3	6	1
22.0		●	22.0H7-A01- □□□12R1	●	22.0H7-C01- □□□12R1	●	22.0H7-S02- □□□12R1		4.3	6	1
23.0		●	23.0H7-A01- □□□12R1	●	23.0H7-C01- □□□12R1	●	23.0H7-S02- □□□12R1		4.3	6	1
24.0		●	SRG 24.0H7-A01- □□□12R1	●	SRG 24.0H7-C01- □□□12R1	●	SRG 24.0H7-S02- □□□12R1		4.3	8	2
25.0		●	25.0H7-A01- □□□12R1	●	25.0H7-C01- □□□12R1	●	25.0H7-S02- □□□12R1		4.3	8	2
26.0		●	26.0H7-A01- □□□12R1	●	26.0H7-C01- □□□12R1	●	26.0H7-S02- □□□12R1		4.3	8	2
27.0		●	27.0H7-A01- □□□12R1	●	27.0H7-C01- □□□12R1	●	27.0H7-S02- □□□12R1		4.3	8	2
28.0		●	28.0H7-A01- □□□12R1	●	28.0H7-C01- □□□12R1	●	28.0H7-S02- □□□12R1		4.3	8	2
29.0		●	29.0H7-A01- □□□12R1	●	29.0H7-C01- □□□12R1	●	29.0H7-S02- □□□12R1		4.3	8	2
30.0		●	30.0H7-A01- □□□12R1	●	30.0H7-C01- □□□12R1	●	30.0H7-S02- □□□12R1		4.3	8	2

订货方法：订货时请在标明型号的□□□中填入F05(PVD材质)或T12(涂层金属陶瓷)。
(例：SRG12.0H7-A01-F0512R1)
[其它无涂层金属陶瓷/DLC材质也可进行订货]

※实际的加工孔径靠近H7公差的上限。

SumiReamer SR型用插入型　型号的称呼方法

依据被削材孔径公差的指示方法
实际刃径的目标值为被削材孔径公差中间值偏上限，
但随直径、公差范围和材质不同而异。详情请进行咨询。

SR G 18.2 + 20 - 10 - A01 - F05 12R 1
① ② ③ ④ ⑤ ⑥ ⑦

① SR型
② G＝直刃型、L＝左螺旋槽
③ 被削材孔径(mm)
④ 公差(μm)+/－ 或标准(ex.H7)
⑤ 主偏角(咬合角) 记号
⑥ 材质记号
⑦ 涂层记号

实际的刃径目标值的指示方法
根据直径数值的后面所带“Q”符号，可以具体指定刀尖尺寸的目标值。
无涂层品可对应±2μm、涂层品可对应为±3μm。

SR L 18.2 Q + 3 - 3 - A01 - F05 12R 1
① ② ③ ④ ⑤ ⑥ ⑦

① SR型
② G＝直刃型、L＝左螺旋槽
③ 刃径目标值的中间值(mm)
④ 公差(μm)+/－
⑤ 主偏角(咬合角) 记号
⑥ 材质记号
⑦ 涂层记号

SumiReamer SR型用插入型

●SRL型 注重切屑排出性能型 左螺旋：通孔用

Fig 1

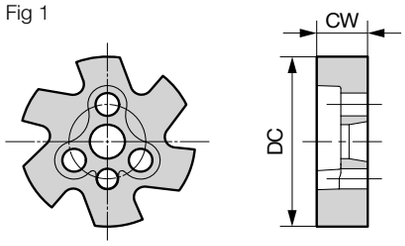

Fig 2

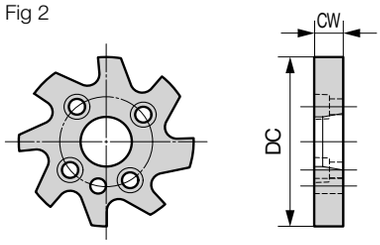

通孔

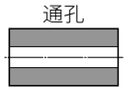

切屑排出示意图

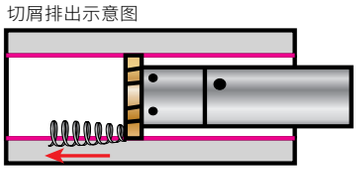

切屑向里排出

B01型

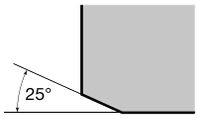

面向钢通孔

刀片(SRL型)

尺寸(mm)

刃径 DC	刃径公差	库存	型号(B01型) F05,T12	被削材孔径公差	CW	刃数	Fig
12.0	+0.017 +0.011	●	SRL 12.0H7-B01-□□□12R1	H7 +0.018 0	4.3	6	1
13.0		●	13.0H7-B01-□□□12R1		4.3	6	1
14.0		●	14.0H7-B01-□□□12R1		4.3	6	1
15.0		●	15.0H7-B01-□□□12R1		4.3	6	1
16.0		●	16.0H7-B01-□□□12R1		4.3	6	1
17.0		●	17.0H7-B01-□□□12R1		4.3	6	1
18.0		●	18.0H7-B01-□□□12R1		4.3	6	1
19.0	+0.019 +0.013	●	SRL 19.0H7-B01-□□□12R1	H7 +0.021 0	4.3	6	1
20.0		●	20.0H7-B01-□□□12R1		4.3	6	1
21.0		●	21.0H7-B01-□□□12R1		4.3	6	1
22.0		●	22.0H7-B01-□□□12R1		4.3	6	1
23.0		●	23.0H7-B01-□□□12R1		4.3	6	1
24.0		●	SRL 24.0H7-B01-□□□12R1		4.3	8	2
25.0		●	25.0H7-B01-□□□12R1		4.3	8	2
26.0		●	26.0H7-B01-□□□12R1		4.3	8	2
27.0		●	27.0H7-B01-□□□12R1		4.3	8	2
28.0		●	28.0H7-B01-□□□12R1		4.3	8	2
29.0		●	29.0H7-B01-□□□12R1		4.3	8	2
30.0		●	30.0H7-B01-□□□12R1		4.3	8	2

订货方法：订货时请在标明型号的□□□中填入**F05**(PVD材质)或**T12**(涂层金属陶瓷)。
(例：SRG12.0H7-A01-F0512R1)
[其它无涂层金属陶瓷/DLC材质也可进行订货]

※实际的加工孔径靠近H7公差的上限。

●接单生产品

尺寸(mm)

刃尖直径 DC	CW	刃数
ø11.900～ ø15.600	4.3	6
ø15.601～ ø18.600	4.3	6
ø18.601～ ø23.600	4.3	6
ø23.601～ ø28.600	4.3	8
ø28.601～ ø35.600	4.3	8
ø35.601～ ø43.600	4.3	8
ø43.601～ ø51.600	4.3	10
ø51.601～ ø60.600	4.3	10
ø60.601～ ø80.600	4.3	12
ø80.601～ ø100.600	4.3	12
ø100.601～ ø120.600	5.3	12
ø120.601～ ø140.600	5.3	12

SRG型(特殊型)及SRL型(特殊型)为接单生产品。
订货时，请参照J162页“SR型用刀片 型号的称呼方法”。
※金属陶瓷材质(T1200A,T1212R1)可对应到ø100.600mm。

推荐切削条件

ISO	被削材	刀片	材质	材质说明	切深 ap (mm/半径) ø20以下	ø20～ø35	ø35以上	切削速度 vc (m/min)	进给量 fz (mm/t)
P	碳素钢	SRG型	F0512R1	超微粒硬质合金＋PVD	0.05 ～ 0.12	0.08 ～ 0.15	0.10 ～ 0.25	80 ～ 220	0.10 ～ 0.25
		SRL型			0.05 ～ 0.12	0.08 ～ 0.15	0.10 ～ 0.25	100 ～ 220	0.15 ～ 0.35
		SRG型	T1200A	金属陶瓷	0.05 ～ 0.12	0.08 ～ 0.15	0.10 ～ 0.25	120 ～ 250	0.10 ～ 0.25
		SRL型			0.05 ～ 0.12	0.08 ～ 0.15	0.10 ～ 0.25	120 ～ 250	0.15 ～ 0.35
	合金钢	SRG型	F0512R1	超微粒硬质合金＋PVD	0.05 ～ 0.12	0.08 ～ 0.15	0.10 ～ 0.25	60 ～ 180	0.06 ～ 0.20
		SRL型			0.05 ～ 0.12	0.08 ～ 0.15	0.10 ～ 0.25	60 ～ 180	0.10 ～ 0.22
		SRG型	T1200A	金属陶瓷	0.05 ～ 0.12	0.08 ～ 0.15	0.10 ～ 0.25	70 ～ 200	0.08 ～ 0.20
		SRL型			0.05 ～ 0.12	0.08 ～ 0.15	0.10 ～ 0.25	70 ～ 200	0.12 ～ 0.25
	模具钢	SRG型	F0512R1	超微粒硬质合金＋PVD	0.05 ～ 0.10	0.08 ～ 0.15	0.10 ～ 0.20	15 ～ 60	0.06 ～ 0.20
	工具钢	SRG型	F0512R1	超微粒硬质合金＋PVD	0.05 ～ 0.10	0.08 ～ 0.15	0.10 ～ 0.20	15 ～ 30	0.04 ～ 0.15
M	不锈钢	SRG型	F0512R1	超微粒硬质合金＋PVD	0.05 ～ 0.10	0.08 ～ 0.15	0.08 ～ 0.20	15 ～ 60	0.06 ～ 0.20
K	铸铁	SRG型	F0512R1	超微粒硬质合金＋PVD	0.05 ～ 0.18	0.08 ～ 0.20	0.10 ～ 0.25	80 ～ 250	0.10 ～ 0.30
	球墨铸铁	SRG型	T1212R1	涂层金属陶瓷	0.05 ～ 0.12	0.08 ～ 0.15	0.10 ～ 0.25	80 ～ 250	0.10 ～ 0.30
N	非铁合金	SRG型	F0510C	超微粒硬质合金＋DLC	0.05 ～ 0.12	0.08 ～ 0.15	0.10 ～ 0.25	250 ～ 500	0.10 ～ 0.30

SR型

※配合公差请参照[N 章 一般资料篇]。

● SRD型(通孔用)

Fig 1

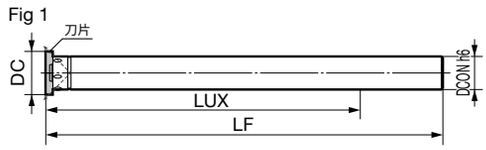

● SRB型 (盲孔用)

Fig 2

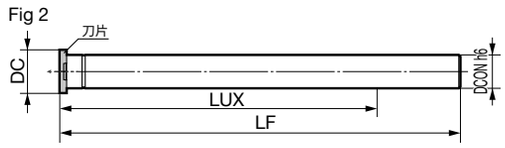

钢制刀柄 刀杆(ø11.900～35.600mm)

尺寸(mm) 零件

刃径DC范围		刀杆型号 SRD 库存	SRD 型 号	SRD Fig	SRB 库存	SRB 型 号	SRB Fig	柄径 DCON	肩部长度 LF	刀头长 LUX	适用型号	N·m
短型	ø11.900～ø15.600	●	SRD 16-10-100	1	●	SRB 16-10-100	2	10	100	60	①	0.9
	ø15.601～ø18.600	●	19-12-115	1	●	19-12-115	2	12	115	70	①	0.9
	ø18.601～ø23.600	●	24-16-128	1	●	24-16-128	2	16	128	80	②	1.5
	ø23.601～ø28.600	●	29-20-145	1	●	29-20-145	2	20	145	95	②	1.5
	ø28.601～ø35.600	●	36-25-170	1	●	36-25-170	2	25	170	110	②	1.5
长型	ø11.900～ø15.600		SRD 16-10-160	1		SRB 16-10-160	2	10	160	120	①	0.9
	ø15.601～ø18.600		19-12-185	1		19-12-185	2	12	185	140	①	0.9
	ø18.601～ø23.600		24-16-208	1		24-16-208	2	16	208	160	②	1.5
	ø23.601～ø28.600		29-20-240	1		29-20-240	2	20	240	190	②	1.5
	ø28.601～ø35.600		36-25-274	1		36-25-274	2	25	274	214	②	1.5

※适用的沉头螺钉和扳手的型号请参照J165下的表格。

硬质合金刀柄 刀杆(ø11.900～35.600mm)

尺寸(mm) 零件

刃径DC范围		刀杆型号 SRD 库存	SRD 型 号	SRD Fig	SRB 库存	SRB 型 号	SRB Fig	柄径 DCON	肩部长度 LF	刀头长 LUX	适用型号	N·m
长型	ø11.900～ø15.600		SRD 16-10-160HM	1		SRB 16-10-160HM	2	10	160	120	①	0.9
	ø15.601～ø18.600		19-12-185HM	1		19-12-185HM	2	12	185	140	①	0.9
	ø18.601～ø23.600		24-16-208HM	1		24-16-208HM	2	16	208	160	②	1.5
	ø23.601～ø28.600		29-20-240HM	1		29-20-240HM	2	20	240	190	②	1.5
	ø28.601～ø35.600		36-25-274HM	1		36-25-274HM	2	25	274	214	②	1.5

※适用的沉头螺钉和扳手的型号请参照J165下的表格。

N·m 推荐锁紧扭力(N・m)

SR型

※配合公差请参照[N 章 一般资料篇]。

使用上的注意 ☞J169



SD型(中心螺栓夹紧式)

・可使用1根中心螺栓夹紧，作业效率提高
・对应高扭矩(高负荷)加工

● SRD-SD型(通孔用)

Fig 1

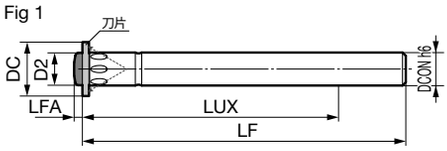

● SRB-SD型(盲孔用)

Fig 2

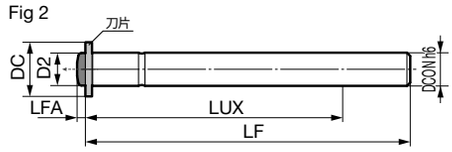

钢制刀柄 刀杆 SRD-SD型/SRB-SD型(中心螺栓夹紧式)

尺寸(mm) 零件

刃径DC范围		刀杆型号 SRD型(通孔用) 库存	型 号	Fig	SRB型(盲孔用) 库存	型 号	Fig	柄径 DCON	肩部长度 LF	刀头长 LUX	螺栓 D2	螺栓 LFA	适用型号 SRD	SRB	N·m
短型	ø11.900～ø15.600	●	SRD 16-10-100SD	1	●	SRB 16-10-100SD	2	10	100	60	9.8	2.5	③	③	4.0
	ø15.601～ø18.600	●	19-12-115SD	1	●	19-12-115SD	2	12	115	70	11.8	3.0	④	⑦	6.0
	ø18.601～ø23.600	●	24-16-128SD	1	●	24-16-128SD	2	16	128	80	15.8	4.0	⑤	⑧	16.0
	ø23.601～ø28.600	●	29-20-145SD	1	●	29-20-145SD	2	20	145	95	15.8	4.0	⑤	⑧	16.0
	ø28.601～ø35.600	●	36-25-170SD	1	●	36-25-170SD	2	25	170	110	24.5	4.0	⑥	⑨	18.0
长型	ø11.900～ø15.600	●	SRD 16-10-160SD	1	●	SRB 16-10-160SD	2	10	160	120	9.8	2.5	③	③	4.0
	ø15.601～ø18.600	●	19-12-185SD	1	●	19-12-185SD	2	12	185	140	11.8	3.0	④	⑦	6.0
	ø18.601～ø23.600	●	24-16-208SD	1	●	24-16-208SD	2	16	208	160	15.8	4.0	⑤	⑧	16.0
	ø23.601～ø28.600	●	29-20-240SD	1	●	29-20-240SD	2	20	240	190	15.8	4.0	⑤	⑧	16.0
	ø28.601～ø35.600	●	36-25-274SD	1	●	36-25-274SD	2	25	274	214	24.5	4.0	⑥	⑨	18.0

※适用的沉头螺钉和扳手的型号请参照J165下的表格。

硬质合金刀柄 刀杆 SRD-SD型/SRB-SD型(中心螺栓夹紧式)

尺寸(mm) 零件

刃径DC范围		刀杆型号 SRD型(通孔用) 库存	型 号	Fig	SRB型(盲孔用) 库存	型 号	Fig	柄径 DCON	肩部长度 LF	刀头长 LUX	螺栓 D2	螺栓 LFA	适用型号 SRD	SRB	N·m
长型	ø11.900～ø15.600		SRD 16-10-160HMSD	1		SRB 16-10-160HMSD	2	10	160	120	9.8	2.5	③	③	4.0
	ø15.601～ø18.600		19-12-185HMSD	1		19-12-185HMSD	2	12	185	140	11.8	3.0	④	⑦	6.0
	ø18.601～ø23.600		24-16-208HMSD	1		24-16-208HMSD	2	16	208	160	15.8	4.0	⑤	⑧	16.0
	ø23.601～ø28.600		29-20-240HMSD	1		29-20-240HMSD	2	20	240	190	15.8	4.0	⑤	⑧	16.0
	ø28.601～ø35.600		36-25-274HMSD	1		36-25-274HMSD	2	25	274	214	24.5	4.0	⑥	⑨	18.0

※适用的沉头螺钉和扳手的型号请参照J165下的表格。

Fig 1

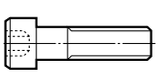

Fig 2

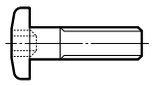

Fig 3

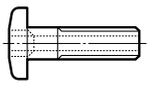

Fig 4

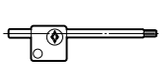

Fig 5

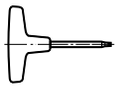

扭力扳手

扳手型号	适用刀杆型号	花形	设定扭矩
G00-40-11	SR□ 16 / SR□ 19	T 6	0.9N・m
G00-40-12	SR□ 24 ～ SR□ 61	T 8	1.5N・m
G00-40-13	SR□ 81 / SR□ 101	T 15	3.5N・m

均有库存。 D,B,KG,A

沉头螺钉和扳手

适用型号	型 号 沉头螺钉	Fig	扳手	Fig	花形	N·m
①	C00-90-00	1	G00-02-01	4	T 6	0.9
②	C00-90-01	1	G00-02-02	4	T 8	1.5
③	C00-90-22	2	G00-20-27	5	T15	4.0
④	C00-90-23	2	G00-20-28	5	T20	6.0
⑤	C00-90-24	2	G00-20-29	5	T30	16.0
⑥	C00-90-25	2	G00-20-29	5	T30	18.0
⑦	C00-90-23B	3	G00-20-28	5	T20	6.0
⑧	C00-90-24B	3	G00-20-29	5	T30	16.0
⑨	C00-90-25B	3	G00-20-29	5	T30	18.0

SR型

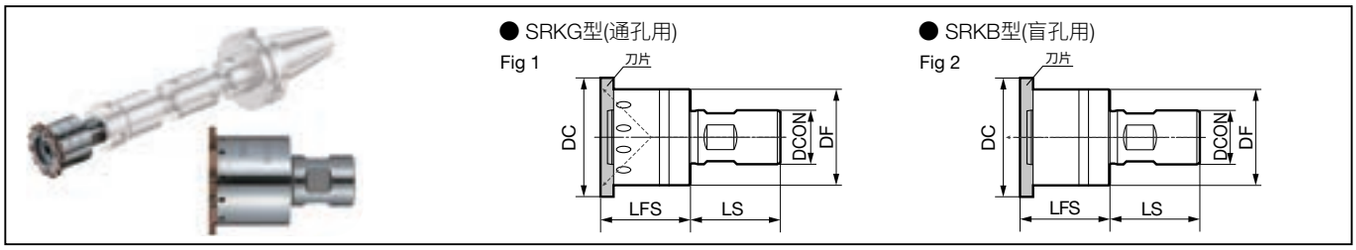

刀头(ø35.601～140.6mm)

尺寸(mm) 零件

刃径DC范围	刀头型号 库存	SRKG	Fig	库存	SRKB	Fig	直径 DF	刀杆直径 DCON	长度 LFS	刀杆 LS	刀片安装用 适用型号	N·m	中心止动用 适用型号 SRKG	N·m	适用型号 SRKB	N·m
ø35.601～ ø43.600		SRKG 44-32-18-030	1		SRKB 44-32-18-030	2	32	18	30	30	①	1.5	③	35.0	⑧	35.0
ø43.601～ ø51.600		52-39-20-035	1		52-39-20-035	2	39	20	35	30	①	1.5	④	35.0	⑨	35.0
ø51.601～ ø60.600		61-46-25-040	1		61-46-25-040	2	46	25	40	35	①	1.5	⑤	55.0	⑩	55.0
ø60.601～ ø80.600		81-56-32-050	1		81-56-32-050	2	56	32	50	40	②	3.5	⑥	85.0	⑪	85.0
ø80.601～ø100.600		101-76-40-060	1		101-76-40-060	2	76	40	60	50	②	3.5	⑦	120.0	⑫	120.0
ø100.601～ø120.600		SRKG 121-76-40-060	1		SRKB 121-76-40-060	2	76	40	60	50	②	3.5	⑦	120.0	⑫	120.0
ø120.601～ø140.600		141-76-40-060	1		141-76-40-060	2	76	40	60	50	②	3.5	⑦	120.0	⑫	120.0

※适用的沉头螺钉和扳手的型号请参照J167下的表格。

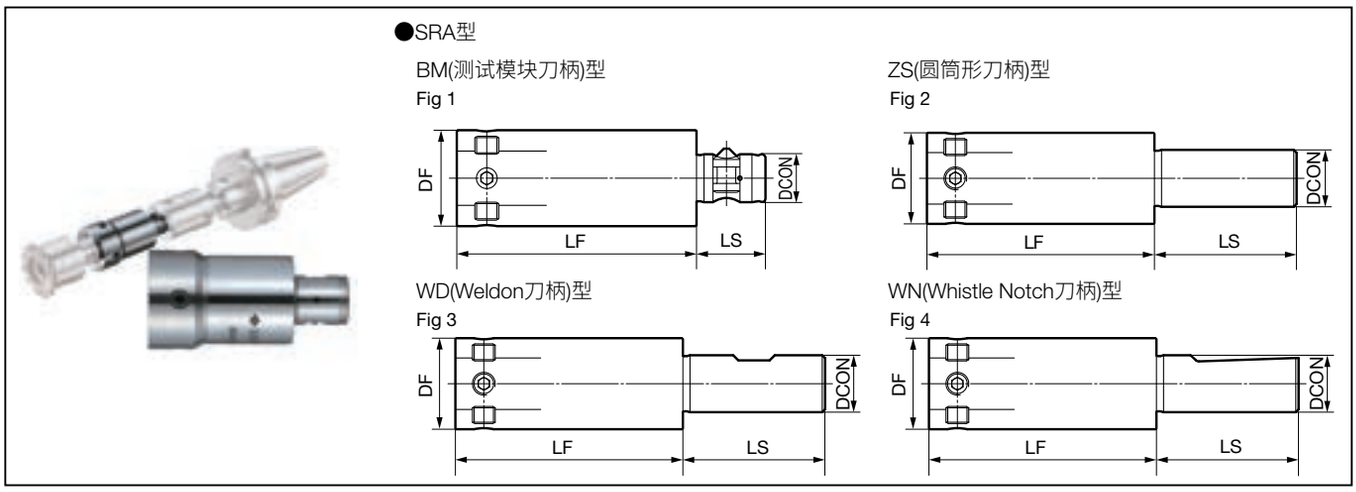

刀杆(带切刃跳动调整机构)

尺寸(mm)零件

刀杆类型	刃径DC范围	刀杆型号 库存	SRA	直径 DF	柄径 DCON	长度 LF	刀杆 LS	Fig	沉头螺钉	扳手	锁紧	螺栓
BM	ø35.601～ ø43.600		SRA 44-32-BM32-055	32	BM-32	55	8.5	1	C00-90-08	G00-02-05	Z00-32-21	Z00-32-23
			44-32-BM32-080	32	BM-32	80	8.5	1				
	ø43.601～ ø51.600		SRA 52-39-BM40-060	39	BM-40	60	26.0	1	C00-90-10	G00-02-06	Z00-40-21	Z00-40-23
			52-39-BM40-100	39	BM-40	100	26.0	1				
	ø51.601～ ø60.600		SRA 61-46-BM50-070	46	BM-50	70	31.0	1	C00-90-10	G00-02-06	Z00-40-21	Z00-40-23
			61-46-BM50-120	46	BM-50	120	31.0	1				
	ø60.601～ ø80.600		SRA 81-56-BM50-080	56	BM-50	80	31.0	1	C00-90-12	G00-02-07	Z00-50-21	Z00-50-23
			81-56-BM50-140	56	BM-50	140	31.0	1				
	ø80.601～ø140.600		SRA 101-76-BM63-100	76	BM-63	100	38.0	1	C00-90-16	G00-02-08	Z00-63-21	Z00-63-23
			101-76-BM63-160	76	BM-63	160	38.0	1				
ZS	ø35.601～ ø43.600		SRA 44-32-ZS20-080	32	ZS-20	80	50.0	2	C00-90-08	G00-02-05	—	—
	ø43.601～ ø51.600		SRA 52-39-ZS25-100	39	ZS-25	100	56.0	2	C00-90-10	G00-02-06	—	—
	ø51.601～ ø60.600		SRA 61-46-ZS32-120	46	ZS-32	120	60.0	2			—	—
	ø60.601～ ø80.600		SRA 81-56-ZS40-080	56	ZS-40	80	70.0	2	C00-90-12	G00-02-07	—	—
			81-56-ZS40-140	56	ZS-40	140	70.0	2				
	ø80.601～ø140.600		SRA 101-76-ZS40-100	76	ZS-40	100	70.0	2	C00-90-16	G00-02-08	—	—
			101-76-ZS40-160	76	ZS-40	160	70.0	2				
WD	ø35.601～ ø43.600		SRA 44-32-WD20-080	32	WD-20	80	50.0	3	C00-90-08	G00-02-05	—	—
	ø43.601～ ø51.600		SRA 52-39-WD25-100	39	WD-25	100	56.0	3	C00-90-10	G00-02-06	—	—
	ø51.601～ ø60.600		SRA 61-46-WD32-120	46	WD-32	120	60.0	3	C00-90-10	G00-02-06	—	—
	ø60.601～ ø80.600		SRA 81-56-WD40-080	56	WD-40	80	70.0	3	C00-90-12	G00-02-07	—	—
			81-56-WD40-140	56	WD-40	140	70.0	3				
	ø80.601～ø140.600		SRA 101-76-WD40-100	76	WD-40	100	70.0	3	C00-90-16	G00-02-08	—	—
			101-76-WD40-160	76	WD-40	160	70.0	3				
WN	ø35.601～ ø43.600		SRA 44-32-WN20-080	32	WN-20	80	50.0	4	C00-90-08	G00-02-05	—	—
	ø43.601～ ø51.600		SRA 52-39-WN25-100	39	WN-25	100	56.0	4	C00-90-10	G00-02-06	—	—
	ø51.601～ ø60.600		SRA 61-46-WN32-120	46	WN-32	120	60.0	4	C00-90-10	G00-02-06	—	—
	ø60.601～ ø80.600		SRA 81-56-WN40-080	56	WN-40	80	70.0	4	C00-90-12	G00-02-07	—	—
			81-56-WN40-140	56	WN-40	140	70.0	4				
	ø80.601～ø140.600		SRA 101-76-WN40-100	76	WN-40	100	70.0	4	C00-90-16	G00-02-08	—	—
			101-76-WN40-160	76	WN-40	160	70.0	4				

N·m 推荐锁紧扭力(N・m)

SR型

● B12型

Fig 1

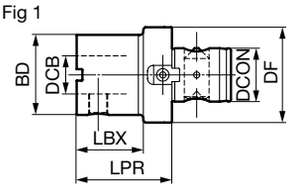

● B13型

Fig 2

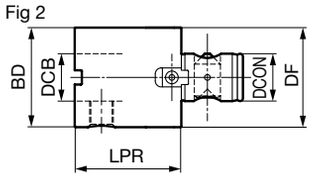

悬伸臂　B12型

尺寸(mm)

型　号	库存	直径 BD	孔径 DCB	直径 DF	柄径 DCON	悬伸量 LPR	主体 LBX	重量(kg)	Fig
B12-40-32-045		32	BM-32	42	BM-40	45	30	0.3	1
B12-50-40-050		42	BM-40	50	BM-50	50	35	0.5	1
B12-63-32-050		32	BM-32	63	BM-63	50	30	0.9	1
40-055		42	BM-40	63	BM-63	55	35	1.1	1
B12-80-40-060		42	BM-40	80	BM-80	60	35	2.2	1
63-060		63	BM-63	80	BM-80	60	35	2.4	1
B12-100-40-060		42	BM-40	100	BM-100	60	35	3.1	1
63-060		63	BM-63	100	BM-100	60	35	3.3	1
80-075		80	BM-80	100	BM-100	75	50	3.5	1

B13型

尺寸(mm)

型　号	库存	直径 BD	孔径 DCB	直径 DF	柄径 DCON	悬伸量 LPR	主体 LBX	重量(kg)	Fig
B13-32-32-035		32	BM-32	32	BM-32	35	—	0.2	2
070		32	BM-32	32	BM-32	70	—	0.4	2
B13-40-40-045		42	BM-40	42	BM-40	45	—	0.4	2
070		42	BM-40	42	BM-40	70	—	0.7	2
B13-50-50-065		50	BM-50	50	BM-50	65	—	1.0	2
100		50	BM-50	50	BM-50	100	—	1.5	2
B13-63-63-060		63	BM-63	63	BM-63	60	—	1.3	2
125		63	BM-63	63	BM-63	100	—	2.9	2
B13-80-80-080		80	BM-80	80	BM-80	80	—	2.9	2
160		80	BM-80	80	BM-80	160	—	4.9	2
B13-100-100-080		100	BM-100	100	BM-100	80	—	4.9	2
180		100	BM-100	100	BM-100	180	—	10.9	2

● BT/A型

Fig 1

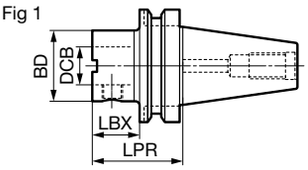

● HSK型

Fig 2

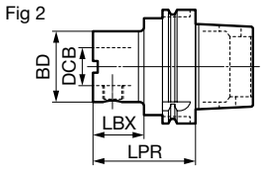

刀柄(BETA 模块)

BT/A型

尺寸(mm)

型　号	库存	锥度尺寸	直径 BD	孔径 DCB	悬伸量 LPR	主体 LBX	重量(kg)	Fig
BT10-40A-32-060		40	32	BM-32	60	33	0.9	1
40-028		40	42	BM-40	28	1	0.9	1
40-060		40	42	BM-40	60	33	1.2	1
50-060		40	50	BM-50	60	33	1.3	1
63-055		40	63	BM-63	55	28	1.4	1
BT10-50A-32-070		50	32	BM-32	70	32	3.7	1
40-070		50	42	BM-40	70	32	3.9	1
50-070		50	50	BM-50	70	32	4.1	1
63-080		50	63	BM-63	80	42	4.3	1
80-100		50	80	BM-80	100	62	5.5	1
100-110		50	100	BM-100	110	72	7.0	1

HSK型(冷却液管不包含在零件内)

尺寸(mm)

型　号	库存	锥度尺寸	直径 BD	孔径 DCB	悬伸量 LPR	主体 LBX	重量(kg)	Fig
BH10-50A-40-065		50	42	BM-40	65	39	0.7	2
BH10-63A-32-060		63	32	BM-32	60	34	1.0	2
40-065		63	42	BM-40	65	23	1.1	2
50-070		63	50	BM-50	70	44	1.5	2
63-080		63	63	BM-63	80	38	1.5	2
BH10-100A-40-080		100	42	BM-40	80	35	2.3	2
50-080		100	50	BM-50	80	35	2.5	2
63-080		100	63	BM-63	80	35	2.8	2
80-090		100	80	BM-80	90	45	3.8	2
100-100		100	100	BM-100	100	55	4.0	2

零件

Fig 1

Fig 2

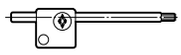

Fig 3

适用型号	型　号 沉头螺钉	Fig	扳手	Fig	花形／六角	N·m
①	C00-90-02	1	G00-20-02	2	T 8	1.5
②	C00-90-04	1	G00-20-03	2	T15	3.5
③	C00-26-23G	1	G00-02-07	3	6	35.0
④	C00-26-38G	1	G00-02-07	3	6	35.0
⑤	C00-24-26G	1	G00-02-08	3	8	55.0
⑥	C00-26-37G	1	G00-02-09	3	10	85.0
⑦	C00-24-31G	1	G00-02-16	3	14	120.0
⑧	C00-26-23B	1	G00-02-07	3	6	35.0
⑨	C00-26-38B	1	G00-02-07	3	6	35.0
⑩	C00-24-26B	1	G00-02-08	3	8	55.0
⑪	C00-26-37B	1	G00-02-09	3	10	85.0
⑫	C00-24-31B	1	G00-20-16	3	14	120.0

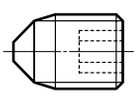

锁紧螺钉

尺寸	型　号
25	Z00-25-24
32	Z00-32-24
40	Z00-40-24
63	Z00-63-24
80	Z00-80-24
100	Z00-100-24

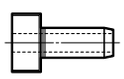

冷却液管

锥度尺寸	型　号
50	H00-50-01
63	H00-63-01
100	H00-100-01

HSK型刀柄用。

N·m 推荐锁紧扭力(N・m)

■ SR型操作步骤(跳动调节方法)

为了得到较好的铰刀加工精度，期望刀尖的跳动为0(推荐0.005mm以下),为补偿因刀杆和机床主轴的跳动所带来的不良,推荐使用带切刃跳动调整机构的刀杆和液压夹头、热压配合。SumiReamer SR型可采用各种方法测量其跳动。因跳动的反复精度良好,更换插入型铰刀时,推荐不从主轴上取下夹持刀杆,直接进行机上更换。

●跳动调整

A.简易测定法(刀杆的短锥测定)
在装夹铰刀环前，通过测量刀杆定位芯轴的短锥部，可简单测定跳动精度。



B.高精度切刃跳动测定法(插入型铰刀的圆弧加强刃带测定)
通过测量铰刀环切刃后部外圆周的刃带，可以排除所有安装错误。
该方法可最正确地测量跳动。

C.简易测定法(刀杆的外径测定)
因铰刀杆本身的外径部分制作精度很高，因此可简单获得跳动测定结果。

※跳动精度是A,B,C的次序。

●使用带切刃跳动调整机构的刀杆调整切刃跳动(＞ø35.6mm)

①首先，按下表中扭矩A固定中心止动螺钉，在装夹好铰刀环后测量刀尖跳动。
②确认跳动最大的刀尖，利用调整螺钉调整跳动。
③根据需要，反复进行该调整。
④调整后，卸下铰刀环，按下表中扭矩B固定中心止动螺钉，再装上铰刀环。

中心止动螺钉 推荐锁紧扭力(N・m)

刀头尺寸	沉头螺钉	尺寸	A	B
SRK□44	C00-26-23G/B	M8×60	25	32
SRK□52	C00-26-38G/B	M8×70	25	32
SRK□61	C00-24-26G/B	M10×80	40	55
SRK□81	C00-26-37G/B	M12×100	65	85
SRK□101	C00-24-31G/B	M16×100	95	120

G, B

■ 加工的问题和对策

问题	对　策
加工孔径扩大	・极力减小切刃跳动。 (使用带刃径修正机构的刀杆) ・降低切削速度。 ・增加进给。 ・提高切削液浓度。 ・减少加工余量。 ・确认刀尖损伤。(有无结构刀尖) ・变更刃径。
孔为锥体形状	・极力减小切刃跳动。 (使用带刃径修正机构的刀杆) ・降低切削速度。 ・降低进给。 ・调整切削液浓度。 ・改善前加工。 ・改善工件装夹状况。 ・比较工件装夹时和未夹装夹的孔尺寸。 ・确认切屑的排出方向并进行改善。
加工面出现振动痕迹 	・极力减小切刃跳动。 (使用带刃径修正机构的刀杆) ・变更插入刀尖咬合角。 ・改善工件装夹状况。 ・降低切削速度。 ・增加进给。
精加工面粗糙度不好 	・确认刀尖损伤。 ・极力减小切刃跳动。 (使用带刃径修正机构的刀杆) ・确认切削条件是否在推荐范围内。 ・变更为内冷式。 ・提高切削液浓度。

问题	对　策
带返回痕迹	・极力减小切刃跳动。 (使用带刃径修正机构的刀杆) ・确认刀尖损伤。(有无结构刀尖) ・减少加工余量。 ・变更为更加锋利的刀尖形状的插入型 。 ・降低加工后的返回(提起)进给。
发出异常切削噪音 	・降低切削液浓度。 ・增加加工余量。 ・确认刀尖损伤。 ・变更插入刀尖咬合角。
加工径变小	・更换插入型。 ・降低切削液浓度。 ・增加加工余量。 ・提高切削速度 ・降低进给。

●使用SD型(中心螺栓夹紧式)时的注意事项

本产品可加工通孔、盲孔，但中心螺栓的头部从刀体前端露出，所以请参照尺寸表中记载的中心螺栓露出量(LFA)，确保足够的间隙。

【通孔加工时】

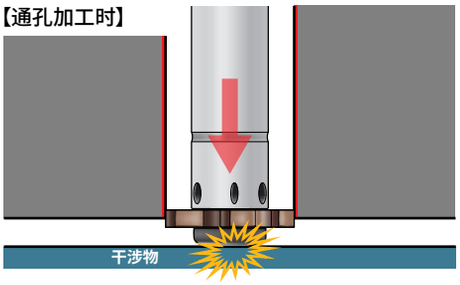

【盲孔加工时】

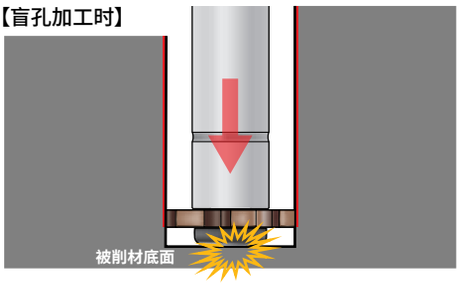

SD型

铸铁 球墨铸铁 铝合金

非涂层硬质合金 6~15 D

※h8公差参照N36

Fig 1

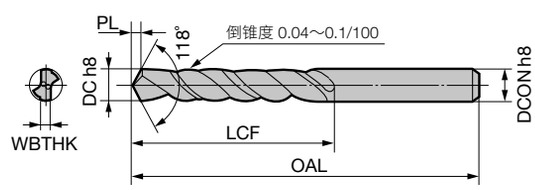

型　号	库存尺寸	刃径(柄径) DC(DCON)	沟槽长度 LCF	全长 OAL	前端 PL	芯厚 WBTHK	Fig
SD 080～090		**0.80～0.89**	12	30	0.3	0.2	1
SD 091～140		**0.90～1.39**	16	30	0.4	0.2～0.3	1
SD 141～190		**1.40～1.90**	20	35	0.5	0.4	1
SD 191～240		**1.91～2.40**	23	41	0.6	0.5	1
SD 241～300		**2.41～3.00**	26	46	0.8	0.6	1
SD 301～350		**3.01～3.50**	29	51	1.0	0.7	1
SD 351～400		**3.51～4.00**	31	56	1.1	0.8	1
SD 401～450		**4.01～4.50**	35	61	1.4	0.9	1
SD 451～550		**4.51～5.50**	40	67	1.5	1.0	1
SD 551～600		**5.51～6.00**	42	72	1.7	1.1	1
SD 601～650		**6.01～6.50**	45	77	1.9	1.2	1
SD 651～700		**6.51～7.00**	48	82	2.0	1.3	1
SD 701～750		**7.01～7.50**	48	82	2.2	1.4	1
SD 751～800		**7.51～8.00**	52	87	2.3	1.5	1

订货时，例如ø4.6mm，请注明“SD460”。
材质 H1

SD型的推荐切削条件

(n：转速min^{-1}　vc：切削速度 m/min　f：进给量 mm/rev)

刃径DC (mm)	切削条件	模具钢 (250HB前后)	铸 铁	轻合金
ø5.0	n	500	1,900	3,200
	vc	5 - **8** - 10	10 - **30** - 40	20 - **50** - 80
	f	0.03 - **0.04** - 0.05	0.1 - **0.15** - 0.2	0.1 - **0.15** - 0.2
ø13.0	n	370	1,000	2,000
	vc	10 - **15** - 20	20 - **40** - 60	30 - **80** - 100
	f	0.05 - **0.06** - 0.07	0.1 - **0.15** - 0.2	0.1 - **0.15** - 0.2

下限值- **推荐值**- 上限值